


State of Arizona



Annual Financial Report

For the Fiscal Year Ending
June 30, 2004

Janet Napolitano
Governor



JANET NAPOLITANO
GOVERNOR

BETSEY BAYLESS
DIRECTOR

ARIZONA DEPARTMENT OF ADMINISTRATION
OFFICE OF THE DIRECTOR
100 NORTH 15TH AVENUE • SUITE 401
PHOENIX, ARIZONA 85007

January 6, 2005

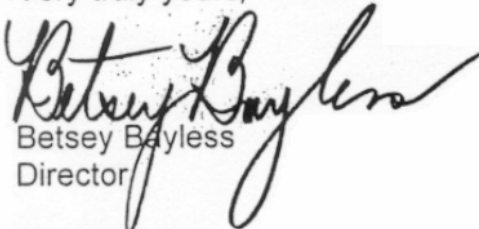
The Honorable Janet Napolitano
Governor of the State of Arizona
State Capitol
1700 W. Washington
Phoenix, AZ 85007

Dear Governor Napolitano:

In compliance with Arizona Revised Statutes Section 35-131, I respectfully submit the Annual Financial Report of the State of Arizona for the fiscal year ended June 30, 2004.

This report is prepared on a cash basis and reflects the financial transactions of the State of Arizona for the fiscal year ended June 30, 2004, as well as the financial condition of the State as of June 30, 2004.

Very truly yours,


Betsey Bayless
Director

BB:DCP:alk


STATE OF ARIZONA
 ANNUAL FINANCIAL REPORT
 FOR THE YEAR ENDED JUNE 30, 2004

TABLE OF CONTENTS

| | <u>PAGE</u> |
|---|-------------|
| FINANCIAL STATEMENTS OF INDIVIDUAL FUNDS: | |
| GENERAL FUND | |
| Comparative Balance Sheet as of June 30, 2004 and 2003 | 3 |
| Statement of Changes in Fund Balance for the Fiscal Year Ended June 30, 2004 | 3 |
| Statement of Revenues, Expenditures and Changes in Fund Balance - Appropriation (Budget) to Actual for the Fiscal Year Ended June 30, 2004 | 4 |
| Changes in Fund Balance for the Fiscal Years Ended June 30, 2004 and 2003..... | 5 |
| Statement of Expenditures - Appropriation (Budget) to Actual for the Year Ended June 30, 2004 | 6 |
| CAPITAL OUTLAY | |
| Statement of Expenditures - Appropriation (Budget) to Actual..... | 44 |
| SPECIAL REVENUE FUNDS | |
| Statement of Expenditures - Appropriation (Budget) to Actual..... | 56 |
| ENTERPRISE AND INTERNAL SERVICE FUNDS | |
| Enterprise Funds - Statement of Expenditures - Appropriation (Budget) to Actual | 116 |
| Internal Service Funds - Statement of Expenditures - Appropriation (Budget) to Actual | 120 |
| PERMANENT AND FIDUCIARY FUNDS | |
| Permanent Funds – Statement of Expenditures – Appropriation (Budget) to Actual | 128 |
| Fiduciary Funds - Statement of Expenditures - Appropriation (Budget) to Actual..... | 134 |
| NOTES TO FINANCIAL STATEMENTS | 155 |

**THIS PAGE INTENTIONALLY
LEFT BLANK**

GENERAL FUND



**STATE OF ARIZONA
GENERAL FUND
COMPARATIVE BALANCE SHEET
AS OF JUNE 30, 2004 AND 2003
(expressed in thousands)**

| | June 30, 2004 | June 30, 2003 | Increase (Decrease) |
|--|---------------|---------------|------------------------|
| <u>ASSETS</u> | | | |
| Cash With The State Treasurer | \$ 412,281 | \$ 250,113 | \$ 162,168 |
| Cash Not With The State Treasurer | 331 | 333 | (2) |
| TOTAL ASSETS | \$ 412,612 | \$ 250,446 | \$ 162,166 |
| <u>FUND BALANCE</u> | | | |
| Restricted: | | | |
| Budget Stabilization Fund | \$ 13,545 | \$ 13,818 | \$ (273) |
| School Accountability Account (Proposition 301) | | | |
| - Continuing Appropriations | 2,341 | 2,613 | (272) |
| - Collections In Excess Of Appropriations | 5,387 | - | 5,387 |
| Reserved For: | | | |
| Continuing Appropriations | 29,785 | 35,768 | (5,983) |
| Continuing Appropriations - Tobacco Settlement Account | 834 | 5,729 | (4,895) |
| Revolving Funds | 331 | 333 | (2) |
| Unreserved | 360,389 | 192,185 | 168,204 |
| TOTAL FUND BALANCE | \$ 412,612 | \$ 250,446 | \$ 162,166 |

**STATE OF ARIZONA
GENERAL FUND
STATEMENT OF CHANGES IN FUND BALANCE
FOR THE FISCAL YEAR ENDED JUNE 30, 2004
(expressed in thousands)**

| | | | |
|---|--------------|------------|--|
| FUND BALANCE JULY 1, 2003 | | \$ 250,446 | |
| CHANGES IN FUND BALANCE: | | | |
| General Fund | | | |
| Revenues | \$ 6,595,898 | | |
| Expenditures | (6,583,514) | | |
| Other Financing Sources: | | | |
| Transfers In | 150,055 | 162,439 | |
| Budget Stabilization Fund | | | |
| Interest Earnings | \$ 371 | | |
| Transfers Out - Alternative Fuel Recovery | (644) | (273) | |
| TOTAL CHANGES IN FUND BALANCE | | \$ 162,166 | |
| FUND BALANCE JUNE 30, 2004 | | \$ 412,612 | |

**STATE OF ARIZONA
GENERAL FUND
STATEMENT OF REVENUES, EXPENDITURES AND CHANGES IN FUND BALANCE
APPROPRIATION (BUDGET) TO ACTUAL
FOR THE FISCAL YEAR ENDED JUNE 30, 2004
(expressed in thousands)**

| REVENUES: | Appropriation (Budget) | Actual | Favorable (Unfavorable) |
|--|----------------------------|----------------------------|----------------------------|
| Taxes: | | | |
| Sales and Use | \$ 3,135,795 | \$ 3,364,256 | \$ 228,461 |
| Income | 2,551,313 | 2,469,794 | (81,519) |
| Property | 32,000 | 42,892 | 10,892 |
| Luxury | 66,427 | 61,301 | (5,126) |
| Insurance Premium | 287,384 | 307,212 | 19,828 |
| Motor Vehicle License | - | 801 | 801 |
| Estate | 66,860 | 38,818 | (28,042) |
| Other Taxes | 4,763 | 646 | (4,117) |
| Total Tax Revenues | <u>\$ 6,144,542</u> | <u>\$ 6,285,720</u> | <u>\$ 141,178</u> |
| Non-Tax Revenues: | | | |
| Lottery Proceeds | \$ 30,000 | \$ 31,660 | \$ 1,660 |
| Disproportionate Share, Net | 106,481 | 133,215 | 26,734 |
| Licenses, Fees, Sales and Permits | 188,309 | 131,244 | (57,065) |
| Interest Earnings | 20,000 | 14,059 | (5,941) |
| Total Non-Tax Revenues | <u>\$ 344,790</u> | <u>\$ 310,178</u> | <u>\$ (34,612)</u> |
| TOTAL REVENUES | <u>\$ 6,489,332</u> | <u>\$ 6,595,898</u> | <u>\$ 106,566</u> |
| EXPENDITURES: | | | |
| General Government | \$ 533,875 | \$ 436,753 | \$ 97,122 |
| Health and Welfare | 1,402,298 | 1,521,590 | (119,292) |
| Inspection and Regulation | 39,560 | 38,325 | 1,235 |
| Education | 3,445,845 | 3,819,161 | (373,316) |
| Protection and Safety | 700,644 | 713,877 | (13,233) |
| Transportation | 64 | 68 | (4) |
| Natural Resources | 49,719 | 53,740 | (4,021) |
| TOTAL EXPENDITURES | <u>\$ 6,172,005</u> | <u>\$ 6,583,514</u> | <u>\$ (411,509)</u> |
| REVENUES OVER (UNDER) EXPENDITURES | <u>\$ 317,327</u> | <u>\$ 12,384</u> | <u>\$ (304,943)</u> |
| OTHER FINANCING SOURCES (USES): | | | |
| General Fund | | | |
| Transfers In | \$ - | \$ 150,055 | \$ 150,055 |
| Transfers In from Budget Stabilization Fund | - | - | - |
| Budget Stabilization Fund | | | |
| Interest Earnings | - | 371 | 371 |
| Transfers Out - Alternative Fuel Recovery | - | (644) | (644) |
| TOTAL OTHER FINANCING SOURCES (USES) | <u>\$ -</u> | <u>\$ 149,782</u> | <u>\$ 149,782</u> |
| REVENUES AND OTHER FINANCING SOURCES OVER (UNDER) EXPENDITURES AND OTHER FINANCING USES | <u>\$ 317,327</u> | <u>\$ 162,166</u> | <u>\$ (155,161)</u> |
| FUND BALANCE, JULY 1, 2003 | <u>250,446</u> | <u>250,446</u> | <u>-</u> |
| FUND BALANCE, JUNE 30, 2004 | <u><u>\$ 567,773</u></u> | <u><u>\$ 412,612</u></u> | <u><u>\$ (155,161)</u></u> |

See accompanying notes to financial statements

**STATE OF ARIZONA
GENERAL FUND
COMPARATIVE STATEMENT OF REVENUES, EXPENDITURES AND
CHANGES IN FUND BALANCE
FOR THE FISCAL YEARS ENDED JUNE 30, 2004 AND 2003
(expressed in thousands)**

| REVENUES: | Fiscal Year 2003-2004 | Fiscal Year 2002-2003 | Increase (Decrease) |
|--|----------------------------|----------------------------|--------------------------|
| Taxes: | | | |
| Sales and Use | \$ 3,364,256 | \$ 3,079,380 | \$ 284,876 |
| Income | 2,469,794 | 2,058,591 | 411,203 |
| Property | 42,892 | 29,406 | 13,486 |
| Luxury | 61,301 | 64,587 | (3,286) |
| Insurance Premium | 307,212 | 226,647 | 80,565 |
| Motor Vehicle License | 801 | 6,557 | (5,756) |
| Estate | 38,818 | 94,218 | (55,400) |
| Other Taxes | 646 | 646 | - |
| Total Tax Revenues | <u>\$ 6,285,720</u> | <u>\$ 5,560,032</u> | <u>\$ 725,688</u> |
| Non-Tax Revenues: | | | |
| Lottery Proceeds | \$ 31,660 | \$ 31,000 | \$ 660 |
| Disproportionate Share, Net | 133,215 | 120,614 | 12,601 |
| Licenses, Fees, Sales and Permits | 131,244 | 110,724 | 20,520 |
| Interest Earnings | 14,059 | 14,944 | (885) |
| Total Non-Tax Revenues | <u>\$ 310,178</u> | <u>\$ 277,282</u> | <u>\$ 32,896</u> |
| TOTAL REVENUES | <u>\$ 6,595,898</u> | <u>\$ 5,837,314</u> | <u>\$ 758,584</u> |
| EXPENDITURES: | | | |
| General Government | \$ 436,753 | \$ 515,588 | \$ (78,835) |
| Health and Welfare | 1,521,590 | 1,364,227 | 157,363 |
| Inspection and Regulation | 38,325 | 38,357 | (32) |
| Education | 3,819,161 | 3,420,289 | 398,872 |
| Protection and Safety | 713,877 | 691,114 | 22,763 |
| Transportation | 68 | 62 | 6 |
| Natural Resources | 53,740 | 49,256 | 4,484 |
| TOTAL EXPENDITURES | <u>\$ 6,583,514</u> | <u>\$ 6,078,893</u> | <u>\$ 504,621</u> |
| REVENUES OVER (UNDER) EXPENDITURES | <u>\$ 12,384</u> | <u>\$ (241,579)</u> | <u>\$ 253,963</u> |
| OTHER FINANCING SOURCES (USES): | | | |
| General Fund | | | |
| Transfers In | \$ 150,055 | \$ 400,502 | \$ (250,447) |
| Transfers Out to School Facilities Board | - | - | - |
| Transfers In from Budget Stabilization Fund | - | 30,000 | (30,000) |
| Budget Stabilization Fund | | | |
| Interest Earnings | 371 | 2,874 | (2,503) |
| Loss on Sales of Investments | - | (4,316) | 4,316 |
| Transfers Out - State Hospital Construction | - | (17,500) | 17,500 |
| Transfers Out - Alternative Fuel Recovery | (644) | (4,940) | 4,296 |
| Transfers Out to General Fund | - | (30,000) | 30,000 |
| TOTAL OTHER FINANCING SOURCES (USES) | <u>\$ 149,782</u> | <u>\$ 376,620</u> | <u>\$ (226,838)</u> |
| REVENUES AND OTHER FINANCING SOURCES OVER (UNDER) EXPENDITURES AND OTHER FINANCING USES | <u>\$ 162,166</u> | <u>\$ 135,041</u> | <u>\$ 27,125</u> |
| BEGINNING FUND BALANCES | <u>250,446</u> | <u>115,405</u> | <u>135,041</u> |
| ENDING FUND BALANCES | <u><u>\$ 412,612</u></u> | <u><u>\$ 250,446</u></u> | <u><u>\$ 162,166</u></u> |

See accompanying notes to financial statements

**STATE OF ARIZONA
GENERAL FUND
STATEMENT OF EXPENDITURES - APPROPRIATION TO ACTUAL
BUDGETARY (LEGAL) BASIS
FOR THE YEAR ENDED JUNE 30, 2004**

| | <u>JULY 1, 2003 CONTINUING APPROPRIATION AUTHORITY</u> | <u>GENERAL APPROPRIATIONS</u> |
|--------------------------------------|--|-----------------------------------|
| GENERAL GOVERNMENT | | |
| DEPARTMENT OF ADMINISTRATION | | |
| Operating Lump Sum Appropriation | \$ 0 | \$ 17,428,600 |
| Performance Based Incentives | 75,014 | 0 |
| Arizona Financial Information System | 0 | 927,500 |
| Ensco | 0 | 5,421,100 |
| OPERATING STATE AID | | |
| Operating State Aid - Cochise | 0 | 5,540,500 |
| Operating State Aid - Coconino | 0 | 2,905,500 |
| Operating State Aid - Graham | 0 | 5,252,400 |
| Operating State Aid - Maricopa | 0 | 46,613,700 |
| Operating State Aid - Mohave | 0 | 3,630,300 |
| Operating State Aid - Navajo | 0 | 4,210,300 |
| Operating State Aid - Pima | 0 | 18,125,700 |
| Operating State Aid - Pinal | 0 | 5,659,100 |
| Operating State Aid - Yavapai | 0 | 4,589,200 |
| Operating State Aid - Yuma/La Paz | 0 | 5,222,600 |
| EQUALIZATION AID | | |
| Equalization Aid - Cochise | 0 | 2,208,300 |
| Equalization Aid - Graham | 0 | 7,273,300 |
| Equalization Aid - Navajo | 0 | 1,441,300 |
| Equalization Aid - Yuma/La Paz | 0 | 202,400 |
| CAPITAL OUTLAY STATE AID | | |
| Capital Outlay - Cochise | 0 | 681,800 |
| Capital Outlay - Coconino | 0 | 319,300 |
| Capital Outlay - Graham | 0 | 616,700 |
| Capital Outlay - Maricopa | 0 | 8,309,800 |
| Capital Outlay - Mohave | 0 | 440,400 |
| Capital Outlay - Navajo | 0 | 466,500 |
| Capital Outlay - Pima | 0 | 2,654,800 |
| Capital Outlay - Pinal | 0 | 658,800 |
| Capital Outlay - Yavapai | 0 | 567,400 |
| Capital Outlay - Yuma/La Paz | 0 | 718,600 |
| General Relief | 0 | 0 |
| Woolsey Flood District | 0 | 0 |
| Administrative Adjustments | 0 | 0 |
| | | |
| TOTAL AGENCY | <u>\$ 75,014</u> | <u>\$ 152,085,900</u> |
| | | |
| ATTORNEY GENERAL | | |
| Operating Lump Sum Appropriation | \$ 0 | \$ 22,763,000 |
| State Grand Jury | 0 | 160,100 |
| Property Tax Supplemental | 301 | 0 |

See accompanying notes to financial statements

| SUPPLEMENTAL APPROPRIATIONS, MID-YEAR REVERSIONS AND ADJUSTMENTS | NET APPROPRIATIONS | EXPENDITURES | LAPSED APPROPRIATION AUTHORITY | JUNE 30, 2004 CONTINUING APPROPRIATION AUTHORITY |
|--|-----------------------|-----------------------|--------------------------------------|---|
| \$ 0 | \$ 17,428,600 | \$ 17,060,165 | \$ 368,435 | \$ 0 |
| (42,220) | 32,794 | 32,794 | 0 | 0 |
| 0 | 927,500 | 656,402 | 271,098 | 0 |
| 0 | 5,421,100 | 5,420,100 | 1,000 | 0 |
| 0 | 5,540,500 | 5,540,500 | 0 | 0 |
| 0 | 2,905,500 | 2,905,500 | 0 | 0 |
| 0 | 5,252,400 | 5,252,400 | 0 | 0 |
| 0 | 46,613,700 | 46,613,700 | 0 | 0 |
| 0 | 3,630,300 | 3,630,300 | 0 | 0 |
| 0 | 4,210,300 | 4,210,300 | 0 | 0 |
| 0 | 18,125,700 | 18,125,700 | 0 | 0 |
| 0 | 5,659,100 | 5,659,100 | 0 | 0 |
| 0 | 4,589,200 | 4,589,200 | 0 | 0 |
| 0 | 5,222,600 | 5,222,600 | 0 | 0 |
| 0 | 2,208,300 | 2,208,300 | 0 | 0 |
| 0 | 7,273,300 | 7,273,300 | 0 | 0 |
| 0 | 1,441,300 | 1,441,300 | 0 | 0 |
| 0 | 202,400 | 202,400 | 0 | 0 |
| 0 | 681,800 | 681,800 | 0 | 0 |
| 0 | 319,300 | 319,300 | 0 | 0 |
| 0 | 616,700 | 616,700 | 0 | 0 |
| 0 | 8,309,800 | 8,309,800 | 0 | 0 |
| 0 | 440,400 | 440,400 | 0 | 0 |
| 0 | 466,500 | 466,500 | 0 | 0 |
| 0 | 2,654,800 | 2,654,800 | 0 | 0 |
| 0 | 658,800 | 658,800 | 0 | 0 |
| 0 | 567,400 | 567,400 | 0 | 0 |
| 0 | 718,600 | 718,600 | 0 | 0 |
| 202,613 | 202,613 | 202,613 | 0 | 0 |
| 62,319 | 62,319 | 62,319 | 0 | 0 |
| 205,281 | 205,281 | 205,281 | 0 | 0 |
| <u>\$ 427,993</u> | <u>\$ 152,588,907</u> | <u>\$ 151,948,374</u> | <u>\$ 640,533</u> | <u>\$ 0</u> |
| \$ 0 | \$ 22,763,000 | \$ 22,751,433 | \$ 11,567 | \$ 0 |
| 0 | 160,100 | 160,042 | 58 | 0 |
| 0 | 301 | 0 | 0 | 301 |

See accompanying notes to financial statements

**STATE OF ARIZONA
GENERAL FUND
STATEMENT OF EXPENDITURES - APPROPRIATION TO ACTUAL
BUDGETARY (LEGAL) BASIS
FOR THE YEAR ENDED JUNE 30, 2004**

| | JULY 1, 2003 CONTINUING APPROPRIATION AUTHORITY | GENERAL APPROPRIATIONS |
|---|--|-----------------------------------|
| Crane Elementary School Case | 0 | 0 |
| Administrative Adjustments | 0 | 0 |
| TOTAL AGENCY | \$ 301 | \$ 22,923,100 |
| DEPARTMENT OF COMMERCE | | |
| Operating Lump Sum Appropriation | \$ 0 | \$ 3,130,500 |
| Motion Picture Development | 0 | 291,100 |
| Apprenticeship Services Office | 0 | 156,000 |
| NAFTA Agreement Projects | 37,777 | 0 |
| NAFTA Projects - Initial Phase | 19,874 | 0 |
| Agriculture Preservation District | 32,514 | 0 |
| APNE FY01 - 02 | 331,152 | 0 |
| Administrative Adjustments | 0 | 0 |
| TOTAL AGENCY | \$ 421,317 | \$ 3,577,600 |
| STATE BOARD OF EQUALIZATION | | |
| Operating Lump Sum Appropriation | \$ 0 | \$ 544,600 |
| Administrative Adjustments | 0 | 0 |
| TOTAL AGENCY | \$ 0 | \$ 544,600 |
| OFFICE OF THE GOVERNOR | | |
| Operating Lump Sum Appropriation FY03 - 04 | \$ 0 | \$ 5,580,700 |
| Operating Lump Sum Appropriation FY02 - 03 | 291,242 | 0 |
| Operating Lump Sum Appropriation FY01 - 02 | 503,194 | 0 |
| Operating Lump Sum Appropriation FY00 - 01 | 1,059 | 0 |
| Operating Lump Sum Appropriation FY99 - 00 | 99,497 | 0 |
| Governor's Office of Equal Opportunity | 0 | 214,800 |
| Governor's Office of Strategic Planning and Budgeting | 0 | 1,686,000 |
| Border Volunteer Corps FY95 - 96 | 65,374 | 0 |
| Border Volunteer Corps FY94 - 95 | 34,705 | 0 |
| Governor's Telecommunication | 504 | 0 |
| Office of Sonora | 7,783 | 0 |
| Arizona - Sonora Study Implementation FY00 - 01 | 5,200 | 0 |
| Administrative Adjustments | 0 | 0 |
| TOTAL AGENCY | \$ 1,008,558 | \$ 7,481,500 |
| INDEPENDENT REDISTRICTING COMMISSION | | |
| Operating Lump Sum Appropriation FY03 - 04 | \$ 0 | \$ 0 |
| Operating Lump Sum Appropriation FY00 - 01 | 557,341 | 0 |
| TOTAL AGENCY | \$ 557,341 | \$ 0 |

See accompanying notes to financial statements

| SUPPLEMENTAL APPROPRIATIONS, MID-YEAR REVERSIONS AND ADJUSTMENTS | NET APPROPRIATIONS | EXPENDITURES | LAPSED APPROPRIATION AUTHORITY | JUNE 30, 2004 CONTINUING APPROPRIATION AUTHORITY |
|--|-----------------------|----------------------|--------------------------------------|---|
| 500,000 | 500,000 | 430,393 | 0 | 69,607 |
| 24,131 | 24,131 | 24,131 | 0 | 0 |
| <u>\$ 524,131</u> | <u>\$ 23,447,532</u> | <u>\$ 23,365,999</u> | <u>\$ 11,625</u> | <u>\$ 69,908</u> |
| \$ 0 | \$ 3,130,500 | \$ 2,786,699 | \$ 343,801 | \$ 0 |
| 0 | 291,100 | 266,967 | 24,133 | 0 |
| 0 | 156,000 | 131,533 | 24,467 | 0 |
| 0 | 37,777 | 0 | 0 | 37,777 |
| 0 | 19,874 | 0 | 0 | 19,874 |
| 0 | 32,514 | 0 | 0 | 32,514 |
| 0 | 331,152 | 329,009 | 0 | 2,143 |
| 48,944 | 48,944 | 48,944 | 0 | 0 |
| <u>\$ 48,944</u> | <u>\$ 4,047,861</u> | <u>\$ 3,563,152</u> | <u>\$ 392,401</u> | <u>\$ 92,308</u> |
| \$ 0 | \$ 544,600 | \$ 544,591 | \$ 9 | \$ 0 |
| 18 | 18 | 18 | 0 | 0 |
| <u>\$ 18</u> | <u>\$ 544,618</u> | <u>\$ 544,609</u> | <u>\$ 9</u> | <u>\$ 0</u> |
| \$ 0 | \$ 5,580,700 | \$ 5,464,724 | \$ 0 | \$ 115,976 |
| 0 | 291,242 | 62,660 | 0 | 228,582 |
| 0 | 503,194 | 340,802 | 0 | 162,392 |
| 0 | 1,059 | 1,058 | 0 | 1 |
| 0 | 99,497 | 98,483 | 0 | 1,014 |
| 0 | 214,800 | 212,429 | 2,371 | 0 |
| 0 | 1,686,000 | 1,680,585 | 5,415 | 0 |
| 0 | 65,374 | 0 | 0 | 65,374 |
| 0 | 34,705 | 0 | 0 | 34,705 |
| 0 | 504 | 0 | 0 | 504 |
| 0 | 7,783 | 0 | 0 | 7,783 |
| 0 | 5,200 | 0 | 0 | 5,200 |
| 8,606 | 8,606 | 8,606 | 0 | 0 |
| <u>\$ 8,606</u> | <u>\$ 8,498,664</u> | <u>\$ 7,869,347</u> | <u>\$ 7,786</u> | <u>\$ 621,531</u> |
| \$ 1,703,000 | \$ 1,703,000 | \$ 1,453,458 | \$ 0 | \$ 249,542 |
| 0 | 557,341 | 508,708 | 0 | 48,633 |
| <u>\$ 1,703,000</u> | <u>\$ 2,260,341</u> | <u>\$ 1,962,166</u> | <u>\$ 0</u> | <u>\$ 298,175</u> |

See accompanying notes to financial statements

**STATE OF ARIZONA
GENERAL FUND
STATEMENT OF EXPENDITURES - APPROPRIATION TO ACTUAL
BUDGETARY (LEGAL) BASIS
FOR THE YEAR ENDED JUNE 30, 2004**

| | JULY 1, 2003 CONTINUING APPROPRIATION AUTHORITY | GENERAL APPROPRIATIONS |
|--|--|-----------------------------------|
| | <u> </u> | <u> </u> |
| SUPREME COURT | | |
| County Reimbursements | \$ 0 | \$ 246,000 |
| Domestic Relations | 0 | 708,500 |
| Juvenile Family Counseling | 0 | 660,400 |
| Juvenile Standard Probation | 0 | 8,341,600 |
| Rural State Aid to the Courts | 0 | 418,500 |
| Special Water Master | 0 | 20,000 |
| Commission on Judicial Conduct | 0 | 343,700 |
| Judicial Nomination and Performance Review | 0 | 281,300 |
| State Aid | 0 | 84,700 |
| FOSTER CARE REVIEW BOARD | 0 | 1,349,800 |
| Operating Lump Sum Appropriation | 0 | 7,665,800 |
| Model Court | 0 | 514,300 |
| Administrative Adjustments | 0 | 0 |
| | <u>0</u> | <u>0</u> |
| TOTAL AGENCY | <u>\$ 0</u> | <u>\$ 20,634,600</u> |
| COURT OF APPEALS | | |
| Division I - Operating Lump Sum Appropriation | \$ 0 | \$ 7,108,330 |
| Division I - Administrative Adjustments | 0 | 0 |
| Division II - Operating Lump Sum Appropriation | 0 | 3,102,170 |
| | <u>0</u> | <u>3,102,170</u> |
| TOTAL AGENCY | <u>\$ 0</u> | <u>\$ 10,210,500</u> |
| SUPERIOR COURT | | |
| Judges Compensation | \$ 0 | \$ 13,399,400 |
| Juvenile Treatment Services | 0 | 23,315,600 |
| Progressively Increasing Consequences | 0 | 9,268,100 |
| Juvenile Intensive Probation | 0 | 13,236,400 |
| Adult Intensive Probation | 0 | 10,170,800 |
| Adult Standard Probation Enhancement | 0 | 11,110,200 |
| Interstate Compact | 0 | 558,600 |
| Community Punishment | 0 | 891,500 |
| | <u>0</u> | <u>891,500</u> |
| TOTAL AGENCY | <u>\$ 0</u> | <u>\$ 81,950,600</u> |
| SENATE | | |
| Operating Lump Sum Appropriation FY03 - 04 | \$ 0 | \$ 6,187,100 |
| Operating Lump Sum Appropriation FY02 - 03 | 150,698 | 0 |
| Operating Lump Sum Appropriation FY99 - 00 | 810,835 | 0 |
| Operating Lump Sum Appropriation FY98 - 99 | 525,743 | 0 |
| Operating Lump Sum Appropriation FY97 - 98 | 398,983 | 0 |
| | <u>398,983</u> | <u>0</u> |
| TOTAL AGENCY | <u>\$ 1,886,259</u> | <u>\$ 6,187,100</u> |

See accompanying notes to financial statements

| SUPPLEMENTAL APPROPRIATIONS, MID-YEAR REVERSIONS AND ADJUSTMENTS | NET APPROPRIATIONS | EXPENDITURES | LAPSED APPROPRIATION AUTHORITY | JUNE 30, 2004 CONTINUING APPROPRIATION AUTHORITY |
|--|-----------------------|----------------------|--------------------------------------|---|
| \$ 0 | \$ 246,000 | \$ 143,856 | \$ 102,144 | \$ 0 |
| 0 | 708,500 | 706,970 | 1,530 | 0 |
| 0 | 660,400 | 657,463 | 2,937 | 0 |
| (430,000) | 7,911,600 | 7,903,131 | 8,469 | 0 |
| 0 | 418,500 | 418,500 | 0 | 0 |
| 0 | 20,000 | 19,995 | 5 | 0 |
| 0 | 343,700 | 342,195 | 1,505 | 0 |
| 0 | 281,300 | 279,110 | 2,190 | 0 |
| (59,700) | 25,000 | 24,993 | 7 | 0 |
| 417,800 | 1,767,600 | 1,761,089 | 6,511 | 0 |
| 156,200 | 7,822,000 | 7,567,698 | 254,302 | 0 |
| (514,300) | 0 | 0 | 0 | 0 |
| 753,497 | 753,497 | 753,497 | 0 | 0 |
| <u>\$ 323,497</u> | <u>\$ 20,958,097</u> | <u>\$ 20,578,497</u> | <u>\$ 379,600</u> | <u>\$ 0</u> |
| \$ 0 | \$ 7,108,330 | \$ 7,108,320 | \$ 10 | \$ 0 |
| 2,243 | 2,243 | 2,243 | 0 | 0 |
| <u>0</u> | <u>3,102,170</u> | <u>3,101,409</u> | <u>761</u> | <u>0</u> |
| <u>\$ 2,243</u> | <u>\$ 10,212,743</u> | <u>\$ 10,211,972</u> | <u>\$ 771</u> | <u>\$ 0</u> |
| \$ 430,000 | \$ 13,829,400 | \$ 13,737,763 | \$ 91,637 | \$ 0 |
| 0 | 23,315,600 | 23,314,637 | 963 | 0 |
| 0 | 9,268,100 | 9,268,100 | 0 | 0 |
| 0 | 13,236,400 | 13,206,253 | 30,147 | 0 |
| 0 | 10,170,800 | 10,148,093 | 22,707 | 0 |
| 0 | 11,110,200 | 11,078,210 | 31,990 | 0 |
| 0 | 558,600 | 555,278 | 3,322 | 0 |
| 0 | 891,500 | 888,783 | 2,717 | 0 |
| <u>\$ 430,000</u> | <u>\$ 82,380,600</u> | <u>\$ 82,197,117</u> | <u>\$ 183,483</u> | <u>\$ 0</u> |
| \$ 0 | \$ 6,187,100 | \$ 6,093,193 | \$ 0 | \$ 93,907 |
| 0 | 150,698 | 150,698 | 0 | 0 |
| 0 | 810,835 | 99,615 | 0 | 711,220 |
| 0 | 525,743 | 525,743 | 0 | 0 |
| 0 | 398,983 | 398,983 | 0 | 0 |
| <u>\$ 0</u> | <u>\$ 8,073,359</u> | <u>\$ 7,268,232</u> | <u>\$ 0</u> | <u>\$ 805,127</u> |

See accompanying notes to financial statements

**STATE OF ARIZONA
GENERAL FUND
STATEMENT OF EXPENDITURES - APPROPRIATION TO ACTUAL
BUDGETARY (LEGAL) BASIS
FOR THE YEAR ENDED JUNE 30, 2004**

| | JULY 1, 2003 CONTINUING APPROPRIATION AUTHORITY | GENERAL APPROPRIATIONS |
|---|--|-----------------------------------|
| HOUSE OF REPRESENTATIVES | | |
| Operating Lump Sum Appropriation FY03 - 04 | \$ 0 | \$ 11,173,900 |
| Operating Lump Sum Appropriation FY02 - 03 | 843,846 | 0 |
| Operating Lump Sum Appropriation FY01 - 02 | 426,822 | 0 |
| Operating Lump Sum Appropriation FY00 - 01 | 855,754 | 0 |
| Operating Lump Sum Appropriation FY99 - 00 | 360,375 | 0 |
| Operating Lump Sum Appropriation FY98 - 99 | 120,282 | 0 |
| Operating Lump Sum Appropriation FY97 - 98 | 33,238 | 0 |
| | <u>2,640,317</u> | <u>11,173,900</u> |
| TOTAL AGENCY | <u>\$ 2,640,317</u> | <u>\$ 11,173,900</u> |
| AUDITOR GENERAL | | |
| Operating Lump Sum Appropriation FY03 - 04 | \$ 0 | \$ 11,170,600 |
| Operating Lump Sum Appropriation FY02 - 03 | 297,825 | 0 |
| Operating Lump Sum Appropriation FY01 - 02 | 233,944 | 0 |
| Operating Lump Sum Appropriation FY00 - 01 | 387,692 | 0 |
| Operating Lump Sum Appropriation FY99 - 00 | 281,001 | 0 |
| | <u>281,001</u> | <u>0</u> |
| TOTAL AGENCY | <u>\$ 1,200,462</u> | <u>\$ 11,170,600</u> |
| JOINT LEGISLATIVE BUDGET COMMITTEE | | |
| Operating Lump Sum Appropriation FY03 - 04 | \$ 0 | \$ 2,100,600 |
| Operating Lump Sum Appropriation FY02 - 03 | 1,232,147 | 0 |
| | <u>1,232,147</u> | <u>0</u> |
| TOTAL AGENCY | <u>\$ 1,232,147</u> | <u>\$ 2,100,600</u> |
| LEGISLATIVE COUNCIL | | |
| Operating Lump Sum Appropriation FY03 - 04 | \$ 0 | \$ 3,690,600 |
| Operating Lump Sum Appropriation FY02 - 03 | 134,639 | 0 |
| Operating Lump Sum Appropriation FY00 - 01 | 243,027 | 0 |
| Operating Lump Sum Appropriation FY99 - 00 | 890,320 | 0 |
| Juvenile Study | 19,520 | 0 |
| Ombudsman FY94 - 95 | 95,169 | 0 |
| Ombudsman FY93 - 94 | 43,000 | 0 |
| Ombudsman Citizens Aid Office FY03 - 04 | 0 | 363,400 |
| Ombudsman Citizens Aid Office FY02 - 03 | 34,099 | 0 |
| | <u>34,099</u> | <u>0</u> |
| TOTAL AGENCY | <u>\$ 1,459,774</u> | <u>\$ 4,054,000</u> |
| ARIZONA STATE LIBRARY, ARCHIVES AND PUBLIC RECORDS | | |
| Operating Lump Sum Appropriation FY03 - 04 | \$ 0 | \$ 5,817,400 |
| Operating Lump Sum Appropriation FY02 - 03 | 3,003 | 0 |
| Grants-In-Aid FY03 - 04 | 0 | 651,400 |
| Grants-In-Aid FY02 - 03 | 79,400 | 0 |

See accompanying notes to financial statements

| SUPPLEMENTAL APPROPRIATIONS, MID-YEAR REVERSIONS AND ADJUSTMENTS | NET APPROPRIATIONS | EXPENDITURES | LAPSED APPROPRIATION AUTHORITY | JUNE 30, 2004 CONTINUING APPROPRIATION AUTHORITY |
|--|-----------------------|----------------------|--------------------------------------|---|
| \$ 0 | \$ 11,173,900 | \$ 10,557,490 | \$ 0 | \$ 616,410 |
| 0 | 843,846 | 958 | 0 | 842,888 |
| 0 | 426,822 | 0 | 0 | 426,822 |
| 0 | 855,754 | 1,500 | 0 | 854,254 |
| 0 | 360,375 | 0 | 0 | 360,375 |
| 0 | 120,282 | 117,820 | 0 | 2,462 |
| 0 | 33,238 | 33,238 | 0 | 0 |
| <u>\$ 0</u> | <u>\$ 13,814,217</u> | <u>\$ 10,711,006</u> | <u>\$ 0</u> | <u>\$ 3,103,211</u> |
| \$ 0 | \$ 11,170,600 | \$ 10,681,216 | \$ 0 | \$ 489,384 |
| 0 | 297,825 | 4,015 | 0 | 293,810 |
| 0 | 233,944 | 0 | 0 | 233,944 |
| 0 | 387,692 | 0 | 0 | 387,692 |
| 0 | 281,001 | 51,002 | 0 | 229,999 |
| <u>\$ 0</u> | <u>\$ 12,371,062</u> | <u>\$ 10,736,233</u> | <u>\$ 0</u> | <u>\$ 1,634,829</u> |
| \$ (150,000) | \$ 1,950,600 | \$ 620,413 | \$ 0 | \$ 1,330,187 |
| 0 | 1,232,147 | 1,232,147 | 0 | 0 |
| <u>\$ (150,000)</u> | <u>\$ 3,182,747</u> | <u>\$ 1,852,560</u> | <u>\$ 0</u> | <u>\$ 1,330,187</u> |
| \$ 0 | \$ 3,690,600 | \$ 3,410,983 | \$ 0 | \$ 279,617 |
| 0 | 134,639 | 134,639 | 0 | 0 |
| 0 | 243,027 | 62,698 | 0 | 180,329 |
| 0 | 890,320 | 3,900 | 0 | 886,420 |
| 0 | 19,520 | 0 | 0 | 19,520 |
| 0 | 95,169 | 0 | 0 | 95,169 |
| 0 | 43,000 | 0 | 0 | 43,000 |
| 0 | 363,400 | 328,462 | 0 | 34,938 |
| 0 | 34,099 | 34,099 | 0 | 0 |
| <u>\$ 0</u> | <u>\$ 5,513,774</u> | <u>\$ 3,974,781</u> | <u>\$ 0</u> | <u>\$ 1,538,993</u> |
| \$ 0 | \$ 5,817,400 | \$ 5,647,972 | \$ 0 | \$ 169,428 |
| 0 | 3,003 | 3,003 | 0 | 0 |
| 0 | 651,400 | 562,543 | 0 | 88,857 |
| 0 | 79,400 | 25,000 | 0 | 54,400 |

See accompanying notes to financial statements

**STATE OF ARIZONA
GENERAL FUND
STATEMENT OF EXPENDITURES - APPROPRIATION TO ACTUAL
BUDGETARY (LEGAL) BASIS
FOR THE YEAR ENDED JUNE 30, 2004**

| | JULY 1, 2003 CONTINUING APPROPRIATION AUTHORITY | GENERAL APPROPRIATIONS |
|---|--|-----------------------------------|
| Grants-In-Aid FY01 - 02 | 97,657 | 0 |
| Statewide Radio Reading Service for the Blind | 0 | 97,000 |
| TOTAL AGENCY | \$ 180,060 | \$ 6,565,800 |
| PERSONNEL BOARD | | |
| Operating Lump Sum Appropriation | \$ 0 | \$ 333,400 |
| Administrative Adjustments | 0 | 0 |
| TOTAL AGENCY | \$ 0 | \$ 333,400 |
| ARIZONA STATE RETIREMENT SYSTEM | | |
| James J. Burke v. ASRS, Attorney Fees and Costs FY01 - 02 | \$ 3,480,819 | \$ 0 |
| TOTAL AGENCY | \$ 3,480,819 | \$ 0 |
| DEPARTMENT OF REVENUE | | |
| Operating Lump Sum Appropriation | \$ 0 | \$ 53,955,700 |
| Revenue Generating Program | 0 | 6,552,000 |
| Administrative Adjustments | 0 | 0 |
| TOTAL AGENCY | \$ 0 | \$ 60,507,700 |
| DEPARTMENT OF STATE - SECRETARY OF STATE | | |
| Operating Lump Sum Appropriation | \$ 0 | \$ 2,101,011 |
| Elections | 0 | 2,286,289 |
| Arizona Blue Book and Election Statute Book | 0 | 0 |
| Help America Vote Act | 0 | 800,000 |
| Administrative Adjustments | 0 | 0 |
| TOTAL AGENCY | \$ 0 | \$ 5,187,300 |
| STATE BOARD OF TAX APPEALS | | |
| Operating Lump Sum Appropriation | \$ 0 | \$ 273,300 |
| TOTAL AGENCY | \$ 0 | \$ 273,300 |
| OFFICE OF TOURISM | | |
| Transfer to Tourism Fund | \$ 0 | \$ 9,003,700 |
| TOTAL AGENCY | \$ 0 | \$ 9,003,700 |
| STATE TREASURER | | |
| Operating Lump Sum Appropriation | \$ 0 | \$ 2,582,300 |
| Justice of the Peace Salaries | 0 | 2,775,500 |
| Community College Reimbursement | 0 | 0 |

See accompanying notes to financial statements

| SUPPLEMENTAL APPROPRIATIONS, MID-YEAR REVERSIONS AND ADJUSTMENTS | NET APPROPRIATIONS | EXPENDITURES | LAPSED APPROPRIATION AUTHORITY | JUNE 30, 2004 CONTINUING APPROPRIATION AUTHORITY |
|--|-----------------------|----------------------|--------------------------------------|---|
| 0 | 97,657 | 96,314 | 0 | 1,343 |
| 0 | 97,000 | 97,000 | 0 | 0 |
| <u>\$ 0</u> | <u>\$ 6,745,860</u> | <u>\$ 6,431,832</u> | <u>\$ 0</u> | <u>\$ 314,028</u> |
| \$ 0 | 333,400 | \$ 268,502 | \$ 64,898 | \$ 0 |
| 45 | 45 | 45 | 0 | 0 |
| <u>\$ 45</u> | <u>\$ 333,445</u> | <u>\$ 268,547</u> | <u>\$ 64,898</u> | <u>\$ 0</u> |
| <u>\$ (2,992,421)</u> | <u>\$ 488,398</u> | <u>\$ 488,398</u> | <u>\$ 0</u> | <u>\$ 0</u> |
| <u>\$ (2,992,421)</u> | <u>\$ 488,398</u> | <u>\$ 488,398</u> | <u>\$ 0</u> | <u>\$ 0</u> |
| \$ 6,552,000 | \$ 60,507,700 | \$ 59,858,262 | \$ 649,438 | \$ 0 |
| (6,552,000) | 0 | 0 | 0 | 0 |
| 50,253 | 50,253 | 50,253 | 0 | 0 |
| <u>\$ 50,253</u> | <u>\$ 60,557,953</u> | <u>\$ 59,908,515</u> | <u>\$ 649,438</u> | <u>\$ 0</u> |
| \$ 0 | \$ 2,101,011 | \$ 1,883,003 | \$ 218,008 | \$ 0 |
| 0 | 2,286,289 | 2,026,770 | 259,519 | 0 |
| 57,000 | 57,000 | 41,765 | 15,235 | 0 |
| 0 | 800,000 | 800,000 | 0 | 0 |
| 57,428 | 57,428 | 57,428 | 0 | 0 |
| <u>\$ 114,428</u> | <u>\$ 5,301,728</u> | <u>\$ 4,808,966</u> | <u>\$ 492,762</u> | <u>\$ 0</u> |
| <u>\$ 0</u> | <u>\$ 273,300</u> | <u>\$ 238,182</u> | <u>\$ 35,118</u> | <u>\$ 0</u> |
| <u>\$ 0</u> | <u>\$ 273,300</u> | <u>\$ 238,182</u> | <u>\$ 35,118</u> | <u>\$ 0</u> |
| <u>\$ 0</u> | <u>\$ 9,003,700</u> | <u>\$ 9,000,000</u> | <u>\$ 3,700</u> | <u>\$ 0</u> |
| <u>\$ 0</u> | <u>\$ 9,003,700</u> | <u>\$ 9,000,000</u> | <u>\$ 3,700</u> | <u>\$ 0</u> |
| \$ 0 | \$ 2,582,300 | \$ 2,578,620 | \$ 3,680 | \$ 0 |
| 0 | 2,775,500 | 2,316,464 | 459,036 | 0 |
| 2,587,648 | 2,587,648 | 2,587,648 | 0 | 0 |

See accompanying notes to financial statements

**STATE OF ARIZONA
GENERAL FUND
STATEMENT OF EXPENDITURES - APPROPRIATION TO ACTUAL
BUDGETARY (LEGAL) BASIS
FOR THE YEAR ENDED JUNE 30, 2004**

| | JULY 1, 2003 CONTINUING APPROPRIATION AUTHORITY | GENERAL APPROPRIATIONS |
|--|--|-----------------------------------|
| Corporate Income Tax Transfer to WQARF | 0 | 0 |
| Property Tax Refund | 0 | 0 |
| TOTAL AGENCY | \$ 0 | \$ 5,357,800 |
| COMMISSION ON UNIFORM STATE LAW | | |
| Operating Lump Sum Appropriation | \$ 0 | \$ 49,600 |
| TOTAL AGENCY | \$ 0 | \$ 49,600 |
| OFFICE OF ADMINISTRATIVE HEARINGS | | |
| Operating Lump Sum Appropriation | \$ 0 | \$ 1,078,500 |
| TOTAL AGENCY | \$ 0 | \$ 1,078,500 |
| TOTAL GENERAL GOVERNMENT | \$ 14,142,369 | \$ 422,451,700 |
| HEALTH AND WELFARE | | |
| ARIZONA HEALTH CARE COST CONTAINMENT SYSTEM | | |
| ADMINISTRATION | | |
| Operating Lump Sum Appropriation | \$ 0 | \$ 25,518,800 |
| DOA Data Center Charges | 0 | 1,590,400 |
| Indian Advisory Council | 0 | 100,100 |
| DES Eligibility | 0 | 20,770,700 |
| DES Title XIX Pass Through | 0 | 125,100 |
| DHS Title XIX Pass Through | 0 | 906,800 |
| ACUTE CARE | | |
| Capitation | 0 | 266,040,800 |
| Fee for Service | 0 | 66,485,400 |
| Reinsurance | 0 | 23,542,700 |
| Medicare Premiums | 0 | 11,586,900 |
| Disproportionate Share Payments | 0 | 44,823,900 |
| Graduate Medical Education | 0 | 6,102,100 |
| Breast and Cervical Cancer Treatment Program FY03 - 04 | 0 | 1,493,700 |
| Breast and Cervical Cancer Treatment Program FY01 - 02 | 73 | 0 |
| Critical Access Hospitals | 0 | 506,600 |
| Freedom to Work Program Expense | 0 | 865,200 |
| LONG TERM CARE | | |
| Operating Lump Sum Appropriation | 0 | 52,847,800 |
| PROPOSITION 204 | | |
| Services | 0 | 103,417,800 |
| Administration | 0 | 18,162,400 |
| CHIP - Parents | 0 | 9,200,200 |
| CHIP - Services | 0 | 15,227,700 |
| CHIP - Administration | 0 | 1,400,200 |

See accompanying notes to financial statements

| SUPPLEMENTAL APPROPRIATIONS, MID-YEAR REVERSIONS AND ADJUSTMENTS | NET APPROPRIATIONS | EXPENDITURES | LAPSED APPROPRIATION AUTHORITY | JUNE 30, 2004 CONTINUING APPROPRIATION AUTHORITY |
|--|-----------------------|-----------------------|--------------------------------------|---|
| 10,000,000 | 10,000,000 | 10,000,000 | 0 | 0 |
| <u>0</u> | <u>0</u> | <u>0</u> | <u>0</u> | <u>0</u> |
| <u>\$ 12,587,648</u> | <u>\$ 17,945,448</u> | <u>\$ 17,482,732</u> | <u>\$ 462,716</u> | <u>\$ 0</u> |
| <u>\$ 0</u> | <u>\$ 49,600</u> | <u>\$ 43,278</u> | <u>\$ 6,322</u> | <u>\$ 0</u> |
| <u>\$ 0</u> | <u>\$ 49,600</u> | <u>\$ 43,278</u> | <u>\$ 6,322</u> | <u>\$ 0</u> |
| <u>\$ 0</u> | <u>\$ 1,078,500</u> | <u>\$ 1,078,500</u> | <u>\$ 0</u> | <u>\$ 0</u> |
| <u>\$ 0</u> | <u>\$ 1,078,500</u> | <u>\$ 1,078,500</u> | <u>\$ 0</u> | <u>\$ 0</u> |
| <u>\$ 13,078,385</u> | <u>\$ 449,672,454</u> | <u>\$ 436,532,995</u> | <u>\$ 3,331,162</u> | <u>\$ 9,808,297</u> |
| \$ (197,800) | \$ 25,321,000 | \$ 24,976,870 | \$ 344,130 | \$ 0 |
| 134,300 | 1,724,700 | 1,646,867 | 77,833 | 0 |
| (200) | 99,900 | 86,992 | 12,908 | 0 |
| 3,100,000 | 23,870,700 | 23,831,747 | 38,953 | 0 |
| 8,300 | 133,400 | 61,857 | 71,543 | 0 |
| 55,400 | 962,200 | 659,620 | 302,580 | 0 |
| 14,492,700 | 280,533,500 | 280,533,500 | 0 | 0 |
| (5,931,950) | 60,553,450 | 60,553,450 | 0 | 0 |
| (11,719,542) | 11,823,158 | 11,815,204 | 7,954 | 0 |
| 238,943 | 11,825,843 | 11,825,842 | 1 | 0 |
| 6,885,624 | 51,709,524 | 50,396,310 | 1,313,214 | 0 |
| (2,031) | 6,100,069 | 6,100,069 | 0 | 0 |
| (477,000) | 1,016,700 | 578,730 | 437,970 | 0 |
| 0 | 73 | 0 | 0 | 73 |
| (170) | 506,430 | 506,430 | 0 | 0 |
| (176,000) | 689,200 | 684,220 | 4,980 | 0 |
| 0 | 52,847,800 | 52,847,800 | 0 | 0 |
| (1,000,000) | 102,417,800 | 102,417,800 | 0 | 0 |
| (3,100,000) | 15,062,400 | 14,514,359 | 548,041 | 0 |
| (2,150,000) | 7,050,200 | 6,994,052 | 56,148 | 0 |
| 850,000 | 16,077,700 | 16,077,700 | 0 | 0 |
| 0 | 1,400,200 | 1,400,200 | 0 | 0 |

See accompanying notes to financial statements

**STATE OF ARIZONA
GENERAL FUND
STATEMENT OF EXPENDITURES - APPROPRIATION TO ACTUAL
BUDGETARY (LEGAL) BASIS
FOR THE YEAR ENDED JUNE 30, 2004**

| | JULY 1, 2003 CONTINUING APPROPRIATION AUTHORITY | GENERAL APPROPRIATIONS |
|----------------------------|--|-----------------------------------|
| County Hold Harmless | 0 | 4,825,600 |
| Health Care Group | 0 | 4,000,000 |
| Administrative Adjustments | 0 | 0 |
| TOTAL AGENCY | \$ 73 | \$ 679,540,900 |

DEPARTMENT OF ECONOMIC SECURITY

ADMINISTRATION

| | | |
|--------------------------------------|------|---------------|
| ADM Operating Lump Sum Appropriation | \$ 0 | \$ 25,574,900 |
| ADM Finger Imaging | 0 | 488,200 |
| ADM Lease Purchase Equipment | 0 | 1,602,700 |
| ADM Attorney General Legal Services | 0 | 307,200 |

DEVELOPMENTAL DISABILITIES

| | | |
|--|---|------------|
| DDD Operating Lump Sum Appropriation | 0 | 3,925,000 |
| DDD Case Management | 0 | 3,193,100 |
| DDD Home and Community Based Services | 0 | 27,848,800 |
| DDD Institutional Services | 0 | 294,900 |
| DDD Arizona Training Program at Coolidge | 0 | 2,921,900 |
| State Funded LTC Services | 0 | 1,952,600 |

LONG TERM CARE SYSTEM

| | | |
|--|---|-------------|
| LTC Operating Lump Sum Appropriation | 0 | 7,819,100 |
| LTC Case Management | 0 | 8,324,300 |
| LTC Home and Community Based Services | 0 | 115,438,100 |
| LTC Institutional Services | 0 | 3,940,200 |
| LTC Medical Services | 0 | 21,607,900 |
| LTC Arizona Training Program at Coolidge | 0 | 3,659,000 |

BENEFITS AND MEDICAL ELIGIBILITY

| | | |
|---------------------------------------|---|------------|
| DBME Operating Lump Sum Appropriation | 0 | 21,922,600 |
| DBME General Assistance | 0 | 4,260,800 |
| DBME Tuberculosis Control | 0 | 32,200 |
| DBME TANF Cash Benefits | 0 | 52,803,400 |
| DBME Tribal Pass-Through Funding | 0 | 4,288,700 |

CHILD SUPPORT ENFORCEMENT

| | | |
|---------------------------------------|---|-----------|
| DCSE Operating Lump Sum Appropriation | 0 | 4,305,300 |
| DCSE Genetic Testing | 0 | 72,400 |
| DCSE Central Payment Processing | 0 | 444,700 |
| DCSE Attorney General Legal Services | 0 | 339,200 |

AGING AND COMMUNITY SERVICES

| | | |
|--|-----|------------|
| DACS Operating Lump Sum Appropriation | 0 | 4,273,800 |
| DACS Coordinated Hunger Program | 0 | 1,286,600 |
| DACS Information and Referral | 0 | 115,400 |
| DACS Coordinated Homeless Program | 0 | 1,155,400 |
| DACS Adult Services | 0 | 11,262,900 |
| DACS Domestic Violence Prevention | 0 | 2,507,900 |
| DACS Domestic Violence Shelter Program | 595 | 0 |

CHILDREN, YOUTH AND FAMILIES

| | | |
|---------------------------------------|---|------------|
| DCYF Operating Lump Sum Appropriation | 0 | 27,159,000 |
|---------------------------------------|---|------------|

See accompanying notes to financial statements

| SUPPLEMENTAL APPROPRIATIONS, MID-YEAR REVERSIONS AND ADJUSTMENTS | NET APPROPRIATIONS | EXPENDITURES | LAPSED APPROPRIATION AUTHORITY | JUNE 30, 2004 CONTINUING APPROPRIATION AUTHORITY |
|--|-----------------------|-----------------------|--------------------------------------|---|
| 0 | 4,825,600 | 4,825,600 | 0 | 0 |
| (1,010,574) | 2,989,426 | 2,689,426 | 300,000 | 0 |
| 20,090,960 | 20,090,960 | 20,090,960 | 0 | 0 |
| <u>\$ 20,090,960</u> | <u>\$ 699,631,933</u> | <u>\$ 696,115,605</u> | <u>\$ 3,516,255</u> | <u>\$ 73</u> |
| \$ 333,800 | \$ 25,908,700 | \$ 23,462,800 | \$ 2,445,900 | \$ 0 |
| 0 | 488,200 | 303,201 | 184,999 | 0 |
| 0 | 1,602,700 | 1,602,700 | 0 | 0 |
| 200,000 | 507,200 | 507,200 | 0 | 0 |
| 285,000 | 4,210,000 | 4,210,000 | 0 | 0 |
| 600,000 | 3,793,100 | 3,793,100 | 0 | 0 |
| 2,538,100 | 30,386,900 | 27,245,346 | 3,141,554 | 0 |
| (100,000) | 194,900 | 133,586 | 61,314 | 0 |
| (200,000) | 2,721,900 | 2,617,894 | 104,006 | 0 |
| 510,300 | 2,462,900 | 2,438,800 | 24,100 | 0 |
| (754,700) | 7,064,400 | 7,064,400 | 0 | 0 |
| (840,800) | 7,483,500 | 7,483,500 | 0 | 0 |
| (5,207,800) | 110,230,300 | 110,230,300 | 0 | 0 |
| (372,700) | 3,567,500 | 3,567,500 | 0 | 0 |
| (2,004,900) | 19,603,000 | 19,603,000 | 0 | 0 |
| (330,900) | 3,328,100 | 3,328,100 | 0 | 0 |
| 0 | 21,922,600 | 21,869,272 | 53,328 | 0 |
| (4,500) | 4,256,300 | 4,156,232 | 100,068 | 0 |
| 4,500 | 36,700 | 34,151 | 2,549 | 0 |
| 0 | 52,803,400 | 52,759,717 | 43,683 | 0 |
| 0 | 4,288,700 | 4,123,356 | 165,344 | 0 |
| (2,740) | 4,302,560 | 4,277,060 | 25,500 | 0 |
| (35,000) | 37,400 | 37,400 | 0 | 0 |
| 0 | 444,700 | 444,700 | 0 | 0 |
| (162,260) | 176,940 | 120,200 | 56,740 | 0 |
| 532,500 | 4,806,300 | 3,830,316 | 975,984 | 0 |
| 0 | 1,286,600 | 1,213,517 | 73,083 | 0 |
| (115,400) | 0 | 0 | 0 | 0 |
| 0 | 1,155,400 | 1,127,325 | 28,075 | 0 |
| 0 | 11,262,900 | 10,277,890 | 985,010 | 0 |
| 0 | 2,507,900 | 2,404,154 | 103,746 | 0 |
| (595) | 0 | 0 | 0 | 0 |
| 8,290,700 | 35,449,700 | 35,449,700 | 0 | 0 |

See accompanying notes to financial statements

**STATE OF ARIZONA
GENERAL FUND
STATEMENT OF EXPENDITURES - APPROPRIATION TO ACTUAL
BUDGETARY (LEGAL) BASIS
FOR THE YEAR ENDED JUNE 30, 2004**

| | JULY 1, 2003 CONTINUING APPROPRIATION AUTHORITY | GENERAL APPROPRIATIONS |
|--|--|-----------------------------------|
| DCYF Adoption Services | 0 | 15,071,100 |
| DCYF Comprehensive Medical and Dental Program | 0 | 2,057,000 |
| DCYF Attorney General Legal Services | 0 | 4,121,500 |
| DCYF CPS Substance Abuse Treatment | 0 | 224,500 |
| DCYF Permanent Guardianship Subsidy | 0 | 124,000 |
| DCYF CPS Appeals | 0 | 623,400 |
| DCYF Children Services | 0 | 17,370,900 |
| DCYF Intensive Family Services | 0 | 1,985,600 |
| DCYF Residential Drug Treatment | 0 | 0 |
| EMPLOYMENT AND REHABILITATIVE SERVICES | | |
| DERS Operating Lump Sum Appropriation | 0 | 2,698,000 |
| DERS Daycare Subsidy | 0 | 31,032,900 |
| DERS Independent Living Rehabilitation Services | 0 | 784,200 |
| DERS Job Search Stipends | 0 | 30,000 |
| DERS Summer Youth Program | 0 | 0 |
| DERS Vocational Rehabilitation Services | 0 | 3,285,100 |
| DERS Summer Youth Employment and Training | 0 | 1,000,000 |
| Administrative Adjustments | 0 | 0 |
| | <u>0</u> | <u>0</u> |
| TOTAL AGENCY | <u><u>\$ 595</u></u> | <u><u>\$ 445,536,400</u></u> |
| DEPARTMENT OF ENVIRONMENTAL QUALITY | | |
| Operating Lump Sum Appropriation | \$ 0 | \$ 9,681,700 |
| Aquifer Protection Permit Program | 0 | 740,800 |
| Water Infrastructure Finance Authority | 0 | 2,445,100 |
| Administrative Adjustments | 0 | 0 |
| | <u>0</u> | <u>0</u> |
| TOTAL AGENCY | <u><u>\$ 0</u></u> | <u><u>\$ 12,867,600</u></u> |
| DEPARTMENT OF HEALTH SERVICES | | |
| 90/91 Environmental Assessment Phoenix ADMINISTRATION | \$ 8,849 | \$ 0 |
| Operating Lump Sum Appropriation | 0 | 12,935,046 |
| Attorney General Legal Services | 0 | 302,800 |
| Hearing and Speech Professionals Regulation | 0 | 0 |
| PUBLIC HEALTH | | |
| Operating Lump Sum Appropriation | 0 | 4,545,775 |
| Vaccines | 0 | 2,904,700 |
| Sexually Transmitted Disease Control | 0 | 26,300 |
| Laboratory Services | 0 | 2,959,748 |
| Kidney Program | 0 | 50,500 |
| Reimbursement to Counties | 0 | 67,900 |
| AIDS Reporting and Surveillance | 0 | 1,125,000 |
| Tuberculosis Provider Care and Control | 0 | 1,010,500 |
| Direct Grants | 0 | 460,300 |
| Vital Records | 131,550 | 0 |
| Statewide Immunization Information System | 0 | 451,809 |

See accompanying notes to financial statements

| SUPPLEMENTAL APPROPRIATIONS, MID-YEAR REVERSIONS AND ADJUSTMENTS | NET APPROPRIATIONS | EXPENDITURES | LAPSED APPROPRIATION AUTHORITY | JUNE 30, 2004 CONTINUING APPROPRIATION AUTHORITY |
|--|-----------------------|-----------------------|--------------------------------------|---|
| 2,689,600 | 17,760,700 | 17,745,643 | 15,057 | 0 |
| 0 | 2,057,000 | 2,057,000 | 0 | 0 |
| 0 | 4,121,500 | 4,121,500 | 0 | 0 |
| 0 | 224,500 | 224,500 | 0 | 0 |
| 2,020,500 | 2,144,500 | 2,130,129 | 14,371 | 0 |
| (150,000) | 473,400 | 473,400 | 0 | 0 |
| 30,427,800 | 47,798,700 | 47,668,004 | 130,696 | 0 |
| 0 | 1,985,600 | 1,985,600 | 0 | 0 |
| 350,000 | 350,000 | 0 | 0 | 350,000 |
| 0 | 2,698,000 | 2,698,000 | 0 | 0 |
| 0 | 31,032,900 | 31,032,900 | 0 | 0 |
| 0 | 784,200 | 673,190 | 111,010 | 0 |
| 0 | 30,000 | 30,000 | 0 | 0 |
| 0 | 0 | (32,446) | 0 | 32,446 |
| 0 | 3,285,100 | 3,285,100 | 0 | 0 |
| 0 | 1,000,000 | 1,000,000 | 0 | 0 |
| 4,647,766 | 4,647,766 | 4,647,766 | 0 | 0 |
| <u>\$ 43,148,271</u> | <u>\$ 488,685,266</u> | <u>\$ 479,456,703</u> | <u>\$ 8,846,117</u> | <u>\$ 382,446</u> |
| \$ 0 | \$ 9,681,700 | \$ 9,673,778 | \$ 7,922 | \$ 0 |
| 0 | 740,800 | 739,627 | 1,173 | 0 |
| 0 | 2,445,100 | 2,445,100 | 0 | 0 |
| 479,365 | 479,365 | 479,365 | 0 | 0 |
| <u>\$ 479,365</u> | <u>\$ 13,346,965</u> | <u>\$ 13,337,870</u> | <u>\$ 9,095</u> | <u>\$ 0</u> |
| \$ 0 | \$ 8,849 | \$ 0 | \$ 0 | \$ 8,849 |
| 0 | 12,935,046 | 12,420,624 | 514,422 | 0 |
| 0 | 302,800 | 302,800 | 0 | 0 |
| 130,000 | 130,000 | 63,989 | 0 | 66,011 |
| 338,100 | 4,883,875 | 4,618,958 | 264,917 | 0 |
| 0 | 2,904,700 | 2,903,860 | 840 | 0 |
| 0 | 26,300 | 24,935 | 1,365 | 0 |
| 0 | 2,959,748 | 2,802,670 | 157,078 | 0 |
| 0 | 50,500 | 50,500 | 0 | 0 |
| 0 | 67,900 | 67,900 | 0 | 0 |
| 0 | 1,125,000 | 1,111,125 | 13,875 | 0 |
| 0 | 1,010,500 | 827,000 | 183,500 | 0 |
| 0 | 460,300 | 460,300 | 0 | 0 |
| 0 | 131,550 | 93,690 | 0 | 37,860 |
| 0 | 451,809 | 406,778 | 45,031 | 0 |

See accompanying notes to financial statements

**STATE OF ARIZONA
GENERAL FUND
STATEMENT OF EXPENDITURES - APPROPRIATION TO ACTUAL
BUDGETARY (LEGAL) BASIS
FOR THE YEAR ENDED JUNE 30, 2004**

| | JULY 1, 2003 CONTINUING APPROPRIATION AUTHORITY | GENERAL APPROPRIATIONS |
|--|--|-----------------------------------|
| Community Health Centers | 0 | 10,400,580 |
| County Public Health | 0 | 200,000 |
| Hepatitis C Surveillance | 0 | 350,409 |
| Renal and Non-Renal Disease Management | 0 | 468,000 |
| Telemedicine | 0 | 260,000 |
| FAMILY HEALTH | | |
| Operating Lump Sum Appropriation | 0 | 3,423,618 |
| Medicaid Special Exemption Payments | 0 | 175,600 |
| Children's Rehabilitative Services | 0 | 3,587,000 |
| AHCCCS - Children's Rehabilitative Services | 0 | 10,240,000 |
| Adult Cystic Fibrosis | 0 | 105,200 |
| Adult Sickle Cell Anemia | 0 | 33,000 |
| High Risk Perinatal Services | 0 | 3,180,600 |
| County Prenatal Services Grant | 0 | 1,148,500 |
| County Nutrition Services | 0 | 330,300 |
| BEHAVIORAL HEALTH SERVICES | | |
| Operating Lump Sum Appropriation | 0 | 4,213,893 |
| Medicaid Special Exemption Payments | 0 | 2,804,800 |
| Children's Behavioral Health Services | 0 | 9,351,800 |
| Children's Behavioral Health State Match for Title XIX | 0 | 44,673,400 |
| Seriously Emotionally Handicapped Children | 0 | 500,000 |
| Seriously Mentally Ill State Match for Title XIX | 0 | 8,375,100 |
| Seriously Mentally Ill Non-Title XIX | 0 | 59,916,700 |
| Court Monitoring | 0 | 197,500 |
| Arnold v. Sarn | 0 | 27,500,000 |
| Mental Health Non-Title XIX | 0 | 2,447,300 |
| Substance Abuse Non-Title XIX | 0 | 12,135,400 |
| Mental Health and Substance Abuse State Match | 0 | 14,650,900 |
| Proposition 204 State Match | 0 | 13,450,500 |
| ARIZONA STATE HOSPITAL | | |
| Operating Lump Sum Appropriation | 0 | 34,660,496 |
| Antipsychotic Treatment Drug | 0 | 0 |
| Sexually Violent Persons | 0 | 9,698,382 |
| Male Restoration to Competency Program | 17,950 | 0 |
| Community Placement Treatment | 0 | 5,574,100 |
| Administrative Costs State Match | 0 | 0 |
| Assurance and Licensure | 0 | 6,488,844 |
| Children's Behavioral Health Services - Tobacco Settlement Account | 5,728,728 | 0 |
| Administrative Adjustments | 0 | 0 |
| TOTAL AGENCY | \$ 5,887,077 | \$ 317,382,300 |
| ARIZONA COMMISSION ON INDIAN AFFAIRS | | |
| Operating Lump Sum Appropriation | \$ 0 | \$ 201,400 |
| Administrative Adjustments | 0 | 0 |
| TOTAL AGENCY | \$ 0 | \$ 201,400 |

See accompanying notes to financial statements

| SUPPLEMENTAL APPROPRIATIONS, MID-YEAR REVERSIONS AND ADJUSTMENTS | NET APPROPRIATIONS | EXPENDITURES | LAPSED APPROPRIATION AUTHORITY | JUNE 30, 2004 CONTINUING APPROPRIATION AUTHORITY |
|--|-----------------------|-----------------------|--------------------------------------|---|
| 0 | 10,400,580 | 9,938,789 | 461,791 | 0 |
| 0 | 200,000 | 200,000 | 0 | 0 |
| 0 | 350,409 | 321,941 | 28,468 | 0 |
| 0 | 468,000 | 403,718 | 64,282 | 0 |
| 0 | 260,000 | 250,156 | 9,844 | 0 |
| 0 | 3,423,618 | 3,050,678 | 372,940 | 0 |
| 19,463 | 195,063 | 195,063 | 0 | 0 |
| 0 | 3,587,000 | 3,587,000 | 0 | 0 |
| 1,244,337 | 11,484,337 | 11,484,337 | 0 | 0 |
| 0 | 105,200 | 105,200 | 0 | 0 |
| 0 | 33,000 | 33,000 | 0 | 0 |
| (318,100) | 2,862,500 | 2,373,687 | 488,813 | 0 |
| 0 | 1,148,500 | 793,786 | 354,714 | 0 |
| 0 | 330,300 | 183,638 | 146,662 | 0 |
| (100,000) | 4,113,893 | 3,956,421 | 157,472 | 0 |
| 0 | 2,804,800 | 2,804,800 | 0 | 0 |
| 0 | 9,351,800 | 9,285,106 | 66,694 | 0 |
| 1,073,800 | 45,747,200 | 45,747,200 | 0 | 0 |
| 0 | 500,000 | 0 | 500,000 | 0 |
| 5,955,000 | 14,330,100 | 14,330,100 | 0 | 0 |
| 0 | 59,916,700 | 59,863,216 | 53,484 | 0 |
| (20,000) | 177,500 | 177,500 | 0 | 0 |
| 0 | 27,500,000 | 27,499,999 | 1 | 0 |
| 0 | 2,447,300 | 2,445,685 | 1,615 | 0 |
| 0 | 12,135,400 | 12,112,054 | 23,346 | 0 |
| 2,952,200 | 17,603,100 | 17,603,100 | 0 | 0 |
| (4,595,500) | 8,855,000 | 8,855,000 | 0 | 0 |
| 100,000 | 34,760,496 | 34,363,495 | 397,001 | 0 |
| 128,300 | 128,300 | 128,300 | 0 | 0 |
| 0 | 9,698,382 | 9,379,464 | 318,918 | 0 |
| 0 | 17,950 | 17,950 | 0 | 0 |
| 0 | 5,574,100 | 5,574,100 | 0 | 0 |
| 436,800 | 436,800 | 436,800 | 0 | 0 |
| 0 | 6,488,844 | 6,153,249 | 335,595 | 0 |
| 0 | 5,728,728 | 4,895,183 | 0 | 833,545 |
| 1,838,484 | 1,838,484 | 1,838,484 | 0 | 0 |
| <u>\$ 9,182,884</u> | <u>\$ 332,452,261</u> | <u>\$ 326,543,328</u> | <u>\$ 4,962,668</u> | <u>\$ 946,265</u> |
| \$ 0 | \$ 201,400 | \$ 197,414 | \$ 3,986 | \$ 0 |
| 165 | 165 | 165 | 0 | 0 |
| <u>\$ 165</u> | <u>\$ 201,565</u> | <u>\$ 197,579</u> | <u>\$ 3,986</u> | <u>\$ 0</u> |

See accompanying notes to financial statements

**STATE OF ARIZONA
GENERAL FUND
STATEMENT OF EXPENDITURES - APPROPRIATION TO ACTUAL
BUDGETARY (LEGAL) BASIS
FOR THE YEAR ENDED JUNE 30, 2004**

| | JULY 1, 2003 CONTINUING APPROPRIATION AUTHORITY | GENERAL APPROPRIATIONS |
|---|--|-----------------------------------|
| ARIZONA PIONEERS' HOME | | |
| Operating Lump Sum Appropriation | \$ 0 | \$ 3,643,600 |
| TOTAL AGENCY | <u>\$ 0</u> | <u>\$ 3,643,600</u> |
| ARIZONA RANGERS' PENSION | | |
| Operating Lump Sum Appropriation | \$ 0 | \$ 12,300 |
| TOTAL AGENCY | <u>\$ 0</u> | <u>\$ 12,300</u> |
| DEPARTMENT OF VETERANS' SERVICES | | |
| Operating Lump Sum Appropriation | \$ 0 | \$ 2,013,800 |
| Veterans' Organizations Contracts | 0 | 29,200 |
| Nursing Home Project FY91 - 92 | 3,605 | 0 |
| Nursing Home Project FY91 - 92 | 18,934 | 0 |
| Nursing Home Project FY91 - 92 | 13,284 | 0 |
| Southern Arizona Veterans' Cemetery | 0 | 129,000 |
| Administrative Adjustments | 0 | 0 |
| TOTAL AGENCY | <u>\$ 35,823</u> | <u>\$ 2,172,000</u> |
| TOTAL HEALTH AND WELFARE | <u>\$ 5,923,568</u> | <u>\$ 1,461,356,500</u> |
| INSPECTION AND REGULATION | | |
| ARIZONA DEPARTMENT OF AGRICULTURE | | |
| Operating Lump Sum Appropriation | \$ 0 | \$ 9,894,100 |
| Agricultural Employment Relations Board | 0 | 23,300 |
| Animal Damage Control | 0 | 65,000 |
| Red Imported Fire Ant | 0 | 23,200 |
| Administrative Adjustments | 0 | 0 |
| TOTAL AGENCY | <u>\$ 0</u> | <u>\$ 10,005,600</u> |
| STATE BANKING DEPARTMENT | | |
| Operating Lump Sum Appropriation | \$ 0 | \$ 2,736,000 |
| Administrative Adjustments | 0 | 0 |
| TOTAL AGENCY | <u>\$ 0</u> | <u>\$ 2,736,000</u> |
| DEPARTMENT OF BUILDING AND FIRE SAFETY | | |
| Operating Lump Sum Appropriation | \$ 0 | \$ 3,197,700 |
| Administrative Adjustments | 0 | 0 |
| TOTAL AGENCY | <u>\$ 0</u> | <u>\$ 3,197,700</u> |

See accompanying notes to financial statements

| SUPPLEMENTAL APPROPRIATIONS, MID-YEAR REVERSIONS AND ADJUSTMENTS | NET APPROPRIATIONS | EXPENDITURES | LAPSED APPROPRIATION AUTHORITY | JUNE 30, 2004 CONTINUING APPROPRIATION AUTHORITY |
|--|-------------------------|-------------------------|--------------------------------------|---|
| \$ 0 | \$ 3,643,600 | \$ 3,643,053 | \$ 547 | \$ 0 |
| <u>\$ 0</u> | <u>\$ 3,643,600</u> | <u>\$ 3,643,053</u> | <u>\$ 547</u> | <u>\$ 0</u> |
| \$ 0 | \$ 12,300 | \$ 12,300 | \$ 0 | \$ 0 |
| <u>\$ 0</u> | <u>\$ 12,300</u> | <u>\$ 12,300</u> | <u>\$ 0</u> | <u>\$ 0</u> |
| \$ 0 | \$ 2,013,800 | \$ 2,006,197 | \$ 7,603 | \$ 0 |
| 0 | 29,200 | 29,200 | 0 | 0 |
| 0 | 3,605 | 0 | 0 | 3,605 |
| 0 | 18,934 | 0 | 0 | 18,934 |
| 0 | 13,284 | 0 | 0 | 13,284 |
| 0 | 129,000 | 128,997 | 3 | 0 |
| 737 | 737 | 737 | 0 | 0 |
| <u>\$ 737</u> | <u>\$ 2,208,560</u> | <u>\$ 2,165,131</u> | <u>\$ 7,606</u> | <u>\$ 35,823</u> |
| <u>\$ 72,902,382</u> | <u>\$ 1,540,182,450</u> | <u>\$ 1,521,471,569</u> | <u>\$ 17,346,274</u> | <u>\$ 1,364,607</u> |
| \$ 0 | \$ 9,894,100 | \$ 9,881,178 | \$ 12,922 | \$ 0 |
| 0 | 23,300 | 10,000 | 13,300 | 0 |
| 0 | 65,000 | 65,000 | 0 | 0 |
| 0 | 23,200 | 23,200 | 0 | 0 |
| 49,350 | 49,350 | 49,350 | 0 | 0 |
| <u>\$ 49,350</u> | <u>\$ 10,054,950</u> | <u>\$ 10,028,728</u> | <u>\$ 26,222</u> | <u>\$ 0</u> |
| \$ 0 | \$ 2,736,000 | \$ 2,721,459 | \$ 14,541 | \$ 0 |
| 1,117 | 1,117 | 1,117 | 0 | 0 |
| <u>\$ 1,117</u> | <u>\$ 2,737,117</u> | <u>\$ 2,722,576</u> | <u>\$ 14,541</u> | <u>\$ 0</u> |
| \$ 0 | \$ 3,197,700 | \$ 2,806,296 | \$ 391,404 | \$ 0 |
| 19,023 | 19,023 | 19,023 | 0 | 0 |
| <u>\$ 19,023</u> | <u>\$ 3,216,723</u> | <u>\$ 2,825,319</u> | <u>\$ 391,404</u> | <u>\$ 0</u> |

See accompanying notes to financial statements

**STATE OF ARIZONA
GENERAL FUND
STATEMENT OF EXPENDITURES - APPROPRIATION TO ACTUAL
BUDGETARY (LEGAL) BASIS
FOR THE YEAR ENDED JUNE 30, 2004**

| | JULY 1, 2003 CONTINUING APPROPRIATION AUTHORITY | GENERAL APPROPRIATIONS |
|--|--|-----------------------------------|
| CORPORATION COMMISSION | | |
| Operating Lump Sum Appropriation | \$ 0 | \$ 4,807,900 |
| Railroad Warning Systems FY00 - 01 | 192,000 | 0 |
| Railroad Warning Systems FY99 - 00 | 100,371 | 0 |
| Administrative Adjustments | 0 | 0 |
| | <u>0</u> | <u>0</u> |
| TOTAL AGENCY | <u>\$ 292,371</u> | <u>\$ 4,807,900</u> |
| DEPARTMENT OF INSURANCE | | |
| Operating Lump Sum Appropriation | \$ 0 | \$ 5,705,000 |
| Managed Care and Dental Plan Oversight | 0 | 517,000 |
| Administrative Adjustments | 0 | 0 |
| | <u>0</u> | <u>0</u> |
| TOTAL AGENCY | <u>\$ 0</u> | <u>\$ 6,222,000</u> |
| DEPARTMENT OF LIQUOR LICENSES AND CONTROL | | |
| Operating Lump Sum Appropriation | \$ 0 | \$ 2,449,000 |
| Administrative Adjustments | 0 | 0 |
| | <u>0</u> | <u>0</u> |
| TOTAL AGENCY | <u>\$ 0</u> | <u>\$ 2,449,000</u> |
| STATE MINE INSPECTOR | | |
| Operating Lump Sum Appropriation | \$ 0 | \$ 1,088,000 |
| Administrative Adjustments | 0 | 0 |
| | <u>0</u> | <u>0</u> |
| TOTAL AGENCY | <u>\$ 0</u> | <u>\$ 1,088,000</u> |
| STATE BOARD OF NURSING | | |
| Operating Lump Sum Appropriation | \$ 0 | \$ 134,900 |
| Fingerprinting Nursing Assistants | 90,198 | 0 |
| | <u>90,198</u> | <u>0</u> |
| TOTAL AGENCY | <u>\$ 90,198</u> | <u>\$ 134,900</u> |
| OCCUPATIONAL SAFETY AND HEALTH REVIEW BOARD | | |
| Operating Lump Sum Appropriation FY03 - 04 | \$ 0 | \$ 0 |
| Operating Lump Sum Appropriation FY02 - 03 | 4,800 | 0 |
| Operating Lump Sum Appropriation FY01 - 02 | 6,947 | 0 |
| Operating Lump Sum Appropriation FY00 - 01 | 1,000 | 0 |
| Operating Lump Sum Appropriation FY99 - 00 | 1,000 | 0 |
| Operating Lump Sum Appropriation FY98 - 99 | 8,363 | 0 |
| Personal Services FY91 - 92 | 53 | 0 |
| Employee Related Expenditures FY01 - 02 | 75 | 0 |
| | <u>75</u> | <u>0</u> |
| TOTAL AGENCY | <u>\$ 22,238</u> | <u>\$ 0</u> |

See accompanying notes to financial statements

| SUPPLEMENTAL APPROPRIATIONS, MID-YEAR REVERSIONS AND ADJUSTMENTS | NET APPROPRIATIONS | EXPENDITURES | LAPSED APPROPRIATION AUTHORITY | JUNE 30, 2004 CONTINUING APPROPRIATION AUTHORITY |
|--|-----------------------|---------------------|--------------------------------------|---|
| \$ 0 | \$ 4,807,900 | \$ 4,766,859 | \$ 41,041 | \$ 0 |
| (89,334) | 102,666 | 666 | 0 | 102,000 |
| 0 | 100,371 | 11,785 | 0 | 88,586 |
| 6,318 | 6,318 | 6,318 | 0 | 0 |
| <u>\$ (83,016)</u> | <u>\$ 5,017,255</u> | <u>\$ 4,785,628</u> | <u>\$ 41,041</u> | <u>\$ 190,586</u> |
| \$ 0 | \$ 5,705,000 | \$ 5,588,424 | \$ 116,576 | \$ 0 |
| 0 | 517,000 | 480,777 | 36,223 | 0 |
| 1,821 | 1,821 | 1,821 | 0 | 0 |
| <u>\$ 1,821</u> | <u>\$ 6,223,821</u> | <u>\$ 6,071,022</u> | <u>\$ 152,799</u> | <u>\$ 0</u> |
| \$ 0 | \$ 2,449,000 | \$ 2,448,942 | \$ 58 | \$ 0 |
| 9,579 | 9,579 | 9,579 | 0 | 0 |
| <u>\$ 9,579</u> | <u>\$ 2,458,579</u> | <u>\$ 2,458,521</u> | <u>\$ 58</u> | <u>\$ 0</u> |
| \$ 0 | \$ 1,088,000 | \$ 1,085,131 | \$ 2,869 | \$ 0 |
| 5,889 | 5,889 | 5,889 | 0 | 0 |
| <u>\$ 5,889</u> | <u>\$ 1,093,889</u> | <u>\$ 1,091,020</u> | <u>\$ 2,869</u> | <u>\$ 0</u> |
| \$ 0 | \$ 134,900 | \$ 134,900 | \$ 0 | \$ 0 |
| 0 | 90,198 | 0 | 0 | 90,198 |
| <u>\$ 0</u> | <u>\$ 225,098</u> | <u>\$ 134,900</u> | <u>\$ 0</u> | <u>\$ 90,198</u> |
| \$ 4,800 | \$ 4,800 | \$ 0 | \$ 0 | \$ 4,800 |
| 0 | 4,800 | 0 | 0 | 4,800 |
| 0 | 6,947 | 0 | 0 | 6,947 |
| 0 | 1,000 | 0 | 0 | 1,000 |
| 0 | 1,000 | 0 | 0 | 1,000 |
| 0 | 8,363 | 312 | 0 | 8,051 |
| 0 | 53 | 0 | 0 | 53 |
| 0 | 75 | 0 | 0 | 75 |
| <u>\$ 4,800</u> | <u>\$ 27,038</u> | <u>\$ 312</u> | <u>\$ 0</u> | <u>\$ 26,726</u> |

See accompanying notes to financial statements

**STATE OF ARIZONA
GENERAL FUND
STATEMENT OF EXPENDITURES - APPROPRIATION TO ACTUAL
BUDGETARY (LEGAL) BASIS
FOR THE YEAR ENDED JUNE 30, 2004**

| | <u>JULY 1, 2003 CONTINUING APPROPRIATION AUTHORITY</u> | <u>GENERAL APPROPRIATIONS</u> |
|---|--|-----------------------------------|
| ARIZONA DEPARTMENT OF RACING | | |
| Operating Lump Sum Appropriation | \$ 0 | \$ 2,446,200 |
| Administrative Adjustments | 0 | 0 |
| | <u>0</u> | <u>0</u> |
| TOTAL AGENCY | <u>\$ 0</u> | <u>\$ 2,446,200</u> |
| RADIATION REGULATORY AGENCY | | |
| Operating Lump Sum Appropriation | \$ 0 | \$ 1,069,800 |
| Off-Site Nuclear Emergency Response Plan | 0 | 0 |
| | <u>0</u> | <u>0</u> |
| TOTAL AGENCY | <u>\$ 0</u> | <u>\$ 1,069,800</u> |
| STATE REAL ESTATE DEPARTMENT | | |
| Operating Lump Sum Appropriation | \$ 0 | \$ 3,113,700 |
| | <u>0</u> | <u>3,113,700</u> |
| TOTAL AGENCY | <u>\$ 0</u> | <u>\$ 3,113,700</u> |
| DEPARTMENT OF WEIGHTS AND MEASURES | | |
| Operating Lump Sum Appropriation | \$ 0 | \$ 1,316,900 |
| Administrative Adjustments | 0 | 0 |
| | <u>0</u> | <u>0</u> |
| TOTAL AGENCY | <u>\$ 0</u> | <u>\$ 1,316,900</u> |
| TOTAL INSPECTION AND REGULATION | <u>\$ 404,807</u> | <u>\$ 38,587,700</u> |
| EDUCATION | | |
| ARIZONA COMMISSION ON THE ARTS | | |
| Operating Lump Sum Appropriation | \$ 0 | \$ 538,000 |
| Community Service Projects | 0 | 1,263,100 |
| | <u>0</u> | <u>1,263,100</u> |
| TOTAL AGENCY | <u>\$ 0</u> | <u>\$ 1,801,100</u> |
| STATE BOARD FOR CHARTER SCHOOLS | | |
| Operating Lump Sum Appropriation | \$ 0 | \$ 685,000 |
| Administrative Adjustments | 0 | 0 |
| | <u>0</u> | <u>0</u> |
| TOTAL AGENCY | <u>\$ 0</u> | <u>\$ 685,000</u> |
| ARIZONA SCHOOL FOR THE DEAF AND THE BLIND | | |
| Operating Lump Sum Appropriation - Phoenix | \$ 0 | \$ 1,736,824 |
| Operating Lump Sum Appropriation - Administration | 0 | 4,795,232 |
| Operating Lump Sum Appropriation - Tucson | 0 | 7,338,944 |
| Administrative Adjustments | 0 | 0 |
| | <u>0</u> | <u>0</u> |
| TOTAL AGENCY | <u>\$ 0</u> | <u>\$ 13,871,000</u> |

See accompanying notes to financial statements

| SUPPLEMENTAL APPROPRIATIONS, MID-YEAR REVERSIONS AND ADJUSTMENTS | NET APPROPRIATIONS | EXPENDITURES | LAPSED APPROPRIATION AUTHORITY | JUNE 30, 2004 CONTINUING APPROPRIATION AUTHORITY |
|--|-----------------------|----------------------|--------------------------------------|---|
| \$ 0 | \$ 2,446,200 | \$ 2,291,645 | \$ 154,555 | \$ 0 |
| 8,279 | 8,279 | 8,279 | 0 | 0 |
| <u>\$ 8,279</u> | <u>\$ 2,454,479</u> | <u>\$ 2,299,924</u> | <u>\$ 154,555</u> | <u>\$ 0</u> |
| \$ 0 | \$ 1,069,800 | \$ 1,044,822 | \$ 24,978 | \$ 0 |
| 451,600 | 451,600 | 451,600 | 0 | 0 |
| <u>\$ 451,600</u> | <u>\$ 1,521,400</u> | <u>\$ 1,496,422</u> | <u>\$ 24,978</u> | <u>\$ 0</u> |
| \$ 0 | \$ 3,113,700 | \$ 3,112,403 | \$ 1,297 | \$ 0 |
| <u>\$ 0</u> | <u>\$ 3,113,700</u> | <u>\$ 3,112,403</u> | <u>\$ 1,297</u> | <u>\$ 0</u> |
| \$ 0 | \$ 1,316,900 | \$ 1,292,832 | \$ 24,068 | \$ 0 |
| 5,189 | 5,189 | 5,189 | 0 | 0 |
| <u>\$ 5,189</u> | <u>\$ 1,322,089</u> | <u>\$ 1,298,021</u> | <u>\$ 24,068</u> | <u>\$ 0</u> |
| <u>\$ 473,631</u> | <u>\$ 39,466,138</u> | <u>\$ 38,324,796</u> | <u>\$ 833,832</u> | <u>\$ 307,510</u> |
| \$ 0 | \$ 538,000 | \$ 538,000 | \$ 0 | \$ 0 |
| 0 | 1,263,100 | 1,263,100 | 0 | 0 |
| <u>\$ 0</u> | <u>\$ 1,801,100</u> | <u>\$ 1,801,100</u> | <u>\$ 0</u> | <u>\$ 0</u> |
| \$ 0 | \$ 685,000 | \$ 594,262 | \$ 90,738 | \$ 0 |
| 585 | 585 | 585 | 0 | 0 |
| <u>\$ 585</u> | <u>\$ 685,585</u> | <u>\$ 594,847</u> | <u>\$ 90,738</u> | <u>\$ 0</u> |
| \$ 0 | \$ 1,736,824 | \$ 1,462,666 | \$ 274,158 | \$ 0 |
| 0 | 4,795,232 | 4,549,855 | 245,377 | 0 |
| 0 | 7,338,944 | 6,935,097 | 403,847 | 0 |
| 948,859 | 948,859 | 948,859 | 0 | 0 |
| <u>\$ 948,859</u> | <u>\$ 14,819,859</u> | <u>\$ 13,896,477</u> | <u>\$ 923,382</u> | <u>\$ 0</u> |

See accompanying notes to financial statements

**STATE OF ARIZONA
GENERAL FUND
STATEMENT OF EXPENDITURES - APPROPRIATION TO ACTUAL
BUDGETARY (LEGAL) BASIS
FOR THE YEAR ENDED JUNE 30, 2004**

| | JULY 1, 2003 CONTINUING APPROPRIATION AUTHORITY | GENERAL APPROPRIATIONS |
|--|--|-----------------------------------|
| DEPARTMENT OF EDUCATION | | |
| STATE BOARD OF EDUCATION | | |
| Operating Lump Sum Appropriation | \$ 0 | \$ 498,600 |
| GENERAL SERVICES ADMINISTRATION | | |
| Operating Lump Sum Appropriation | 0 | 6,550,700 |
| Achievement Testing | 0 | 3,396,600 |
| Achievement Testing | 0 | 2,255,500 |
| Special Education Audit | 0 | 290,500 |
| School Accountability Fund | 0 | 18,400 |
| School Accountability Fund | 0 | 4,659,700 |
| School Accountability Fund - Proposition 301 FY03 - 04 | 0 | 0 |
| School Accountability Fund - Proposition 301 School Safety | 3,164,277 | 0 |
| Teacher Certification | 0 | 1,110,700 |
| ASSISTANCE TO SCHOOLS | | |
| Basic State Aid Entitlement | 0 | 2,584,146,700 |
| Assistance to School Districts for Children of State Employees | 0 | 99,500 |
| Certificates of Educational Convenience | 0 | 269,900 |
| Special Education Fund | 0 | 29,617,600 |
| Accountability Measures | 50 | 0 |
| Adult Education Assistance | 0 | 4,438,200 |
| Arizona Teacher Evaluation | 0 | 193,700 |
| Chemical Abuse | 0 | 796,300 |
| Extended School Year | 0 | 500,000 |
| Family Literacy Program FY03 - 04 | 0 | 1,002,100 |
| Family Literacy Program FY98 - 99 | 1,373 | 0 |
| Gifted Support | 0 | 1,301,400 |
| Optional Performance Incentive Programs | 0 | 120,000 |
| Residential Placement | 0 | 10,000 |
| School Report Cards | 0 | 439,100 |
| School Safety Program FY03 - 04 | 0 | 6,700,700 |
| School Safety Program FY02 - 03 | 101,123 | 0 |
| School Safety Program FY01 - 02 | 237,354 | 0 |
| School Safety Program FY00 - 01 | 0 | 0 |
| School Safety - Character Education | 0 | 0 |
| Small Pass-Through Programs | 0 | 581,600 |
| State Block Grant for Early Childhood Education | 0 | 19,408,600 |
| State Block Grant for Vocational Education | 0 | 11,154,100 |
| Vocational Education Extended Year | 0 | 600,000 |
| AIMS Intervention and Dropout Prevention Program | 0 | 550,000 |
| English Learner Classroom Bonus Fund FY03 - 04 | 0 | 0 |
| English Learner Classroom Bonus Fund FY02 - 03 | 2,799,058 | 0 |
| English Learner FY03 - 04 | 0 | 0 |
| English Learner FY02 - 03 | 236,254 | 0 |
| English Learner Instruction FY03 - 04 | 0 | 0 |
| English Learner Instruction FY02 - 03 | 4,738,724 | 0 |
| English Learner Materials and Supplies FY03 - 04 | 0 | 0 |

See accompanying notes to financial statements

| SUPPLEMENTAL APPROPRIATIONS, MID-YEAR REVERSIONS AND ADJUSTMENTS | NET APPROPRIATIONS | EXPENDITURES | LAPSED APPROPRIATION AUTHORITY | JUNE 30, 2004 CONTINUING APPROPRIATION AUTHORITY |
|--|-----------------------|---------------|--------------------------------------|---|
| \$ 0 | \$ 498,600 | \$ 416,670 | \$ 81,930 | \$ 0 |
| 0 | 6,550,700 | 6,507,814 | 42,886 | 0 |
| 2,406,200 | 5,802,800 | 3,396,600 | 2,406,200 | 0 |
| 0 | 2,255,500 | 2,255,500 | 0 | 0 |
| 0 | 290,500 | 260,460 | 30,040 | 0 |
| 0 | 18,400 | 18,400 | 0 | 0 |
| 0 | 4,659,700 | 1,768,790 | 2,890,910 | 0 |
| 7,800,000 | 7,800,000 | 5,671,871 | 0 | 2,128,129 |
| 0 | 3,164,277 | 3,151,112 | 0 | 13,165 |
| 0 | 1,110,700 | 1,110,120 | 580 | 0 |
| 24,631,700 | 2,608,778,400 | 2,588,305,944 | 20,472,456 | 0 |
| 0 | 99,500 | 82,100 | 17,400 | 0 |
| 0 | 269,900 | 0 | 269,900 | 0 |
| 0 | 29,617,600 | 29,617,600 | 0 | 0 |
| 0 | 50 | 0 | 0 | 50 |
| 0 | 4,438,200 | 4,438,200 | 0 | 0 |
| 0 | 193,700 | 182,334 | 11,366 | 0 |
| 0 | 796,300 | 770,525 | 25,775 | 0 |
| 0 | 500,000 | 460,624 | 39,376 | 0 |
| 0 | 1,002,100 | 990,242 | 11,858 | 0 |
| 0 | 1,373 | 0 | 0 | 1,373 |
| 0 | 1,301,400 | 1,284,567 | 16,833 | 0 |
| 0 | 120,000 | 0 | 120,000 | 0 |
| 0 | 10,000 | 10,000 | 0 | 0 |
| 0 | 439,100 | 408,483 | 30,617 | 0 |
| 0 | 6,700,700 | 5,044,123 | 0 | 1,656,577 |
| 0 | 101,123 | 50,325 | 0 | 50,798 |
| 0 | 237,354 | 237,354 | 0 | 0 |
| 0 | 0 | (7,461) | 0 | 7,461 |
| 200,000 | 200,000 | 0 | 0 | 200,000 |
| 0 | 581,600 | 556,400 | 25,200 | 0 |
| 0 | 19,408,600 | 19,334,025 | 74,575 | 0 |
| 0 | 11,154,100 | 11,154,100 | 0 | 0 |
| 0 | 600,000 | 600,000 | 0 | 0 |
| 0 | 550,000 | 536,956 | 13,044 | 0 |
| 3,060,000 | 3,060,000 | 3,060,000 | 0 | 0 |
| 0 | 2,799,058 | 2,799,058 | 0 | 0 |
| 316,095 | 316,095 | 157,022 | 0 | 159,073 |
| 0 | 236,254 | 33,982 | 0 | 202,272 |
| 5,500,000 | 5,500,000 | 4,484,893 | 0 | 1,015,107 |
| 0 | 4,738,724 | 4,466,136 | 0 | 272,588 |
| 1,500,000 | 1,500,000 | 1,114,564 | 0 | 385,436 |

See accompanying notes to financial statements

**STATE OF ARIZONA
GENERAL FUND
STATEMENT OF EXPENDITURES - APPROPRIATION TO ACTUAL
BUDGETARY (LEGAL) BASIS
FOR THE YEAR ENDED JUNE 30, 2004**

| | JULY 1, 2003 CONTINUING APPROPRIATION AUTHORITY | GENERAL APPROPRIATIONS |
|--|--|-----------------------------------|
| English Learner Materials and Supplies FY02 - 03 | 260,879 | 0 |
| English Learner Pilot FY03 - 04 | 0 | 0 |
| English Learner Pilot FY02 - 03 | 101 | 0 |
| English Learner Teacher FY03 - 04 | 0 | 0 |
| English Learner Teacher FY02 - 03 | 4,500,000 | 0 |
| Parental Choice for Reading Success | 0 | 1,000,000 |
| Additional School Days | 0 | 0 |
| Additional State Aid to Schools | 0 | 273,268,500 |
| Administrative Adjustments | 0 | 0 |
| TOTAL AGENCY | \$ 16,039,193 | \$ 2,954,978,700 |
| ARIZONA HISTORICAL SOCIETY | | |
| Operating Lump Sum Appropriation | \$ 0 | \$ 1,886,400 |
| Papago Park Museum | 0 | 1,407,500 |
| Field Services and Grants | 0 | 80,000 |
| TOTAL AGENCY | \$ 0 | \$ 3,373,900 |
| PRESCOTT HISTORICAL SOCIETY OF ARIZONA | | |
| Operating Lump Sum Appropriation | \$ 0 | \$ 612,700 |
| TOTAL AGENCY | \$ 0 | \$ 612,700 |
| COMMISSION FOR POSTSECONDARY EDUCATION | | |
| Leveraging Educational Assistance Partnership | \$ 0 | \$ 1,220,800 |
| Private Postsecondary Education Student Financial Assistance | 0 | 170,500 |
| TOTAL AGENCY | \$ 0 | \$ 1,391,300 |
| SCHOOL FACILITIES BOARD | | |
| Operating Lump Sum Appropriation | \$ 0 | \$ 1,579,400 |
| New School Facilities Debt Service | 0 | 21,260,000 |
| Administrative Adjustments | 0 | 0 |
| TOTAL AGENCY | \$ 0 | \$ 22,839,400 |
| ARIZONA BOARD OF REGENTS | | |
| Operating Lump Sum Appropriation | \$ 0 | \$ 2,090,200 |
| Student Financial Aid Trust Fund | 0 | 2,251,200 |
| Western Interstate Commission Office | 0 | 103,000 |
| WICHE Student Subsidies | 0 | 2,908,100 |
| Arizona Transfer Articulation Support System | 0 | 213,700 |
| TOTAL AGENCY | \$ 0 | \$ 7,566,200 |

See accompanying notes to financial statements

| SUPPLEMENTAL APPROPRIATIONS, MID-YEAR REVERSIONS AND ADJUSTMENTS | NET APPROPRIATIONS | EXPENDITURES | LAPSED APPROPRIATION AUTHORITY | JUNE 30, 2004 CONTINUING APPROPRIATION AUTHORITY |
|--|-------------------------|-------------------------|--------------------------------------|---|
| 0 | 260,879 | 260,879 | 0 | 0 |
| 750,000 | 750,000 | 749,798 | 0 | 202 |
| 0 | 101 | 101 | 0 | 0 |
| 4,500,000 | 4,500,000 | 46,701 | 0 | 4,453,299 |
| 0 | 4,500,000 | 0 | 0 | 4,500,000 |
| 0 | 1,000,000 | 974,003 | 25,997 | 0 |
| 48,727,700 | 48,727,700 | 48,727,700 | 0 | 0 |
| 0 | 273,268,500 | 269,669,749 | 3,598,751 | 0 |
| 2,997,351 | 2,997,351 | 2,997,351 | 0 | 0 |
| <u>\$ 102,389,046</u> | <u>\$ 3,073,406,939</u> | <u>\$ 3,028,155,715</u> | <u>\$ 30,205,694</u> | <u>\$ 15,045,530</u> |
| \$ 0 | \$ 1,886,400 | \$ 1,886,400 | \$ 0 | \$ 0 |
| 0 | 1,407,500 | 1,407,500 | 0 | 0 |
| 0 | 80,000 | 80,000 | 0 | 0 |
| <u>\$ 0</u> | <u>\$ 3,373,900</u> | <u>\$ 3,373,900</u> | <u>\$ 0</u> | <u>\$ 0</u> |
| \$ 0 | \$ 612,700 | \$ 612,498 | \$ 202 | \$ 0 |
| <u>\$ 0</u> | <u>\$ 612,700</u> | <u>\$ 612,498</u> | <u>\$ 202</u> | <u>\$ 0</u> |
| \$ 0 | \$ 1,220,800 | \$ 1,220,800 | \$ 0 | \$ 0 |
| 0 | 170,500 | 170,500 | 0 | 0 |
| <u>\$ 0</u> | <u>\$ 1,391,300</u> | <u>\$ 1,391,300</u> | <u>\$ 0</u> | <u>\$ 0</u> |
| \$ 0 | \$ 1,579,400 | \$ 1,574,579 | \$ 4,821 | \$ 0 |
| 0 | 21,260,000 | 19,803,522 | 1,456,478 | 0 |
| 1,609 | 1,609 | 1,609 | 0 | 0 |
| <u>\$ 1,609</u> | <u>\$ 22,841,009</u> | <u>\$ 21,379,710</u> | <u>\$ 1,461,299</u> | <u>\$ 0</u> |
| \$ 0 | \$ 2,090,200 | \$ 1,227,371 | \$ 862,829 | \$ 0 |
| 0 | 2,251,200 | 2,251,200 | 0 | 0 |
| 10,000 | 113,000 | 109,500 | 3,500 | 0 |
| (10,000) | 2,898,100 | 2,873,134 | 24,966 | 0 |
| 0 | 213,700 | 213,700 | 0 | 0 |
| <u>\$ 0</u> | <u>\$ 7,566,200</u> | <u>\$ 6,674,905</u> | <u>\$ 891,295</u> | <u>\$ 0</u> |

See accompanying notes to financial statements

**STATE OF ARIZONA
GENERAL FUND
STATEMENT OF EXPENDITURES - APPROPRIATION TO ACTUAL
BUDGETARY (LEGAL) BASIS
FOR THE YEAR ENDED JUNE 30, 2004**

| | JULY 1, 2003 CONTINUING APPROPRIATION AUTHORITY | GENERAL APPROPRIATIONS |
|--|--|-----------------------------------|
| ARIZONA STATE UNIVERSITY | | |
| Main Campus - Operating Lump Sum Appropriation | \$ 0 | \$ 263,943,900 |
| East Campus - Operating Lump Sum Appropriation | 0 | 12,460,000 |
| West Campus - Operating Lump Sum Appropriation | 0 | 36,190,400 |
| | <hr/> | <hr/> |
| TOTAL AGENCY | <u>\$ 0</u> | <u>\$ 312,594,300</u> |
| NORTHERN ARIZONA UNIVERSITY | | |
| Main Campus - Operating Lump Sum Appropriation | \$ 0 | \$ 109,309,800 |
| NAU - Yuma Campus | 0 | 2,127,500 |
| | <hr/> | <hr/> |
| TOTAL AGENCY | <u>\$ 0</u> | <u>\$ 111,437,300</u> |
| UNIVERSITY OF ARIZONA | | |
| Main Campus - Operating Lump Sum Appropriation | \$ 0 | \$ 223,904,800 |
| Agriculture | 0 | 38,176,800 |
| Sierra Vista Campus | 0 | 2,226,400 |
| HEALTH SCIENCES CENTER | | |
| Operating Lump Sum Appropriation | 0 | 41,837,400 |
| Clinical Rural Rotation | 0 | 446,400 |
| Clinical Teaching Support | 0 | 9,015,900 |
| Telemedicine | 0 | 1,157,800 |
| Liver Research Institute | 0 | 484,300 |
| | <hr/> | <hr/> |
| TOTAL AGENCY | <u>\$ 0</u> | <u>\$ 317,249,800</u> |
| COMMUNITY COLLEGE BOARD | | |
| Administrative Adjustments | \$ 0 | \$ 0 |
| | <hr/> | <hr/> |
| TOTAL AGENCY | <u>\$ 0</u> | <u>\$ 0</u> |
| TOTAL EDUCATION | <u>\$ 16,039,193</u> | <u>\$ 3,748,400,700</u> |
| PROTECTION AND SAFETY | | |
| STATE DEPARTMENT OF CORRECTIONS | | |
| Operating Lump Sum Appropriation | \$ 0 | \$ 607,112,400 |
| Administrative Adjustments | 0 | 0 |
| | <hr/> | <hr/> |
| TOTAL AGENCY | <u>\$ 0</u> | <u>\$ 607,112,400</u> |
| ARIZONA CRIMINAL JUSTICE COMMISSION | | |
| Operating Lump Sum Appropriation | \$ 0 | \$ 994,200 |
| Rural State Aid to County Attorneys | 0 | 157,700 |

See accompanying notes to financial statements

| SUPPLEMENTAL APPROPRIATIONS, MID-YEAR REVERSIONS AND ADJUSTMENTS | NET APPROPRIATIONS | EXPENDITURES | LAPSED APPROPRIATION AUTHORITY | JUNE 30, 2004 CONTINUING APPROPRIATION AUTHORITY |
|--|-------------------------|-------------------------|--------------------------------------|---|
| \$ 0 | \$ 263,943,900 | \$ 263,943,900 | \$ 0 | \$ 0 |
| 0 | 12,460,000 | 12,460,000 | 0 | 0 |
| 0 | 36,190,400 | 36,190,400 | 0 | 0 |
| <u>\$ 0</u> | <u>\$ 312,594,300</u> | <u>\$ 312,594,300</u> | <u>\$ 0</u> | <u>\$ 0</u> |
| \$ 0 | \$ 109,309,800 | \$ 109,309,800 | \$ 0 | \$ 0 |
| 0 | 2,127,500 | 2,127,500 | 0 | 0 |
| <u>\$ 0</u> | <u>\$ 111,437,300</u> | <u>\$ 111,437,300</u> | <u>\$ 0</u> | <u>\$ 0</u> |
| \$ 0 | \$ 223,904,800 | \$ 223,904,800 | \$ 0 | \$ 0 |
| 0 | 38,176,800 | 38,176,800 | 0 | 0 |
| 0 | 2,226,400 | 2,226,400 | 0 | 0 |
| (454,980) | 41,382,420 | 41,382,420 | 0 | 0 |
| 12,314 | 458,714 | 458,714 | 0 | 0 |
| 429,900 | 9,445,800 | 9,445,800 | 0 | 0 |
| 10,303 | 1,168,103 | 1,168,103 | 0 | 0 |
| 2,463 | 486,763 | 486,763 | 0 | 0 |
| <u>\$ 0</u> | <u>\$ 317,249,800</u> | <u>\$ 317,249,800</u> | <u>\$ 0</u> | <u>\$ 0</u> |
| \$ 190 | \$ 190 | \$ 190 | \$ 0 | \$ 0 |
| <u>\$ 190</u> | <u>\$ 190</u> | <u>\$ 190</u> | <u>\$ 0</u> | <u>\$ 0</u> |
| <u>\$ 103,340,289</u> | <u>\$ 3,867,780,182</u> | <u>\$ 3,819,162,042</u> | <u>\$ 33,572,610</u> | <u>\$ 15,045,530</u> |
| \$ 0 | \$ 607,112,400 | \$ 604,686,466 | \$ 2,425,934 | \$ 0 |
| 2,954,312 | 2,954,312 | 2,954,312 | 0 | 0 |
| <u>\$ 2,954,312</u> | <u>\$ 610,066,712</u> | <u>\$ 607,640,778</u> | <u>\$ 2,425,934</u> | <u>\$ 0</u> |
| \$ 0 | \$ 994,200 | \$ 744,394 | \$ 249,806 | \$ 0 |
| 0 | 157,700 | 157,700 | 0 | 0 |

See accompanying notes to financial statements

**STATE OF ARIZONA
GENERAL FUND
STATEMENT OF EXPENDITURES - APPROPRIATION TO ACTUAL
BUDGETARY (LEGAL) BASIS
FOR THE YEAR ENDED JUNE 30, 2004**

| | JULY 1, 2003 CONTINUING APPROPRIATION AUTHORITY | GENERAL APPROPRIATIONS |
|-------------------------------------|--|-----------------------------------|
| Rural State Aid to Indigent Defense | 0 | 150,100 |
| Administrative Adjustments | 0 | 0 |
| TOTAL AGENCY | \$ 0 | \$ 1,302,000 |

DEPARTMENT OF EMERGENCY MANAGEMENT AND MILITARY AFFAIRS

EMERGENCY MANAGEMENT

| | | |
|---|---------------------|---------------------|
| Civil Air Patrol | \$ 0 | \$ 56,700 |
| Nuclear Emergency Management Fund - Maricopa | 0 | 0 |
| Nuclear Emergency Management Fund | 0 | 0 |
| GOVERNOR'S EMERGENCY PROCLAMATIONS FY04 | | |
| Aspen Fire Emergency | 0 | 0 |
| Forest Heath Emergency-Pine Bark Beetle | 0 | 0 |
| EUZ701 Search and Rescue | 0 | 0 |
| La Paz/Maricopa Counties Storm Emergency | 0 | 0 |
| Gila County Flash Flood Emergency | 0 | 0 |
| Hazard Materials Contingency | 0 | 0 |
| Kinishba Fire Emergency | 0 | 0 |
| Mitigation Projects 2004 Emergency Funds | 0 | 0 |
| Apache County River Reservoir Dam Emergency | 0 | 0 |
| GOVERNOR'S EMERGENCY PROCLAMATIONS FY03 | | |
| EZU701 Search and Rescue | 10,333 | 0 |
| Aspen Fire Emergency | 63,149 | 0 |
| Forest Heath Emergency-Pine Bark Beetle | 1,977,828 | 0 |
| Navajo, Gila and Coconino Counties Rodeo Fire | 397,314 | 0 |
| GOVERNOR'S EMERGENCY PROCLAMATIONS FY02 | | |
| EUZHAZ - Hazard Material Contingency FY01 - 02 | 15,271 | 0 |
| Navajo, Gila and Coconino Counties Rodeo Fire | 1,212 | 0 |
| September Terrorism Incident Emergency | 141,605 | 0 |
| La Paz/Maricopa Counties Storm Emergency | 173,113 | 0 |
| GOVERNOR'S EMERGENCY PROCLAMATIONS FY01 | | |
| La Paz/Maricopa Counties Storm Emergency | 133,393 | 0 |
| MILITARY AFFAIRS | | |
| Operating Lump Sum Appropriation | 0 | 2,660,000 |
| Operating Lump Sum Appropriation - DEMA | 0 | 833,400 |
| Operating Lump Sum Appropriation - Administration | 0 | 1,294,000 |
| Service Contracts FY03 - 04 | 0 | 852,300 |
| Service Contracts FY02 - 03 | 4,884 | 0 |
| Project Challenge Program | 0 | 1,550,700 |
| Administrative Adjustments | 0 | 0 |
| TOTAL AGENCY | \$ 2,918,102 | \$ 7,247,100 |

BOARD OF EXECUTIVE CLEMENCY

| | | |
|----------------------------------|-------------|-------------------|
| Operating Lump Sum Appropriation | \$ 0 | \$ 859,000 |
| TOTAL AGENCY | \$ 0 | \$ 859,000 |

See accompanying notes to financial statements

| SUPPLEMENTAL APPROPRIATIONS, MID-YEAR REVERSIONS AND ADJUSTMENTS | NET APPROPRIATIONS | EXPENDITURES | LAPSED APPROPRIATION AUTHORITY | JUNE 30, 2004 CONTINUING APPROPRIATION AUTHORITY |
|--|-----------------------|---------------------|--------------------------------------|---|
| 0 | 150,100 | 150,100 | 0 | 0 |
| 110,146 | 110,146 | 110,146 | 0 | 0 |
| <u>\$ 110,146</u> | <u>\$ 1,412,146</u> | <u>\$ 1,162,340</u> | <u>\$ 249,806</u> | <u>\$ 0</u> |
| \$ 0 | \$ 56,700 | \$ 56,700 | \$ 0 | \$ 0 |
| 243,824 | 243,824 | 243,824 | 0 | 0 |
| 317,568 | 317,568 | 317,568 | 0 | 0 |
| 1,140,575 | 1,140,575 | 321,125 | 0 | 819,450 |
| 457,390 | 457,390 | 4,694 | 0 | 452,696 |
| 100,000 | 100,000 | 98,990 | 0 | 1,010 |
| 120,000 | 120,000 | 627 | 0 | 119,373 |
| 62,497 | 62,497 | 62,497 | 0 | 0 |
| 50,000 | 50,000 | 986 | 0 | 49,014 |
| 33,359 | 33,359 | 33,359 | 0 | 0 |
| 1,636,179 | 1,636,179 | 0 | 0 | 1,636,179 |
| 400,000 | 400,000 | 5,184 | 0 | 394,816 |
| 0 | 10,333 | 10,332 | 0 | 1 |
| 0 | 63,149 | 63,149 | 0 | 0 |
| 0 | 1,977,828 | 893,597 | 0 | 1,084,231 |
| 0 | 397,314 | 70,884 | 0 | 326,430 |
| 0 | 15,271 | 2,332 | 0 | 12,939 |
| 0 | 1,212 | 1,160 | 0 | 52 |
| 0 | 141,605 | 141,605 | 0 | 0 |
| 0 | 173,113 | 171,316 | 0 | 1,797 |
| 0 | 133,393 | 133,343 | 0 | 50 |
| 0 | 2,660,000 | 2,647,922 | 12,078 | 0 |
| 0 | 833,400 | 833,374 | 26 | 0 |
| 0 | 1,294,000 | 1,288,590 | 5,410 | 0 |
| 0 | 852,300 | 603,515 | 0 | 248,785 |
| 0 | 4,884 | 4,884 | 0 | 0 |
| 0 | 1,550,700 | 1,544,957 | 5,743 | 0 |
| 61,684 | 61,684 | 61,684 | 0 | 0 |
| <u>\$ 4,623,076</u> | <u>\$ 14,788,278</u> | <u>\$ 9,618,198</u> | <u>\$ 23,257</u> | <u>\$ 5,146,823</u> |
| <u>\$ 0</u> | <u>\$ 859,000</u> | <u>\$ 857,570</u> | <u>\$ 1,430</u> | <u>\$ 0</u> |
| <u>\$ 0</u> | <u>\$ 859,000</u> | <u>\$ 857,570</u> | <u>\$ 1,430</u> | <u>\$ 0</u> |

See accompanying notes to financial statements

STATE OF ARIZONA
GENERAL FUND
STATEMENT OF EXPENDITURES - APPROPRIATION TO ACTUAL
BUDGETARY (LEGAL) BASIS
FOR THE YEAR ENDED JUNE 30, 2004

| | <u>JULY 1, 2003 CONTINUING APPROPRIATION AUTHORITY</u> | <u>GENERAL APPROPRIATIONS</u> |
|---|--|-----------------------------------|
| DEPARTMENT OF JUVENILE CORRECTIONS | | |
| Operating Lump Sum Appropriation | \$ 0 | \$ 64,408,700 |
| Administrative Adjustments | 0 | 0 |
| | <u>0</u> | <u>0</u> |
| TOTAL AGENCY | <u>\$ 0</u> | <u>\$ 64,408,700</u> |
| LAW ENFORCEMENT MERIT SYSTEM COUNCIL | | |
| Operating Lump Sum Appropriation | \$ 0 | \$ 56,800 |
| | <u>0</u> | <u>56,800</u> |
| TOTAL AGENCY | <u>\$ 0</u> | <u>\$ 56,800</u> |
| DEPARTMENT OF PUBLIC SAFETY | | |
| Operating Lump Sum Appropriation | \$ 0 | \$ 25,309,700 |
| G.I.T.E.M. | 0 | 4,271,700 |
| Board of Fingerprinting | 0 | 72,600 |
| Administrative Adjustments | 0 | 0 |
| | <u>0</u> | <u>0</u> |
| TOTAL AGENCY | <u>\$ 0</u> | <u>\$ 29,654,000</u> |
| TOTAL PROTECTION AND SAFETY | <u>\$ 2,918,102</u> | <u>\$ 710,640,000</u> |
| TRANSPORTATION | | |
| <hr/> | | |
| DEPARTMENT OF TRANSPORTATION | | |
| Operating Lump Sum Appropriation | \$ 0 | \$ 68,100 |
| | <u>0</u> | <u>68,100</u> |
| TOTAL AGENCY | <u>\$ 0</u> | <u>\$ 68,100</u> |
| TOTAL TRANSPORTATION | <u>\$ 0</u> | <u>\$ 68,100</u> |
| NATURAL RESOURCES | | |
| <hr/> | | |
| ARIZONA GEOLOGICAL SURVEY | | |
| Operating Lump Sum Appropriation | \$ 0 | \$ 779,600 |
| Administrative Adjustments | 0 | 0 |
| | <u>0</u> | <u>0</u> |
| TOTAL AGENCY | <u>\$ 0</u> | <u>\$ 779,600</u> |
| STATE LAND DEPARTMENT | | |
| Operating Lump Sum Appropriation | \$ 0 | \$ 13,429,300 |
| Environmental County Grants | 0 | 125,000 |
| Fire Suppression | 0 | 0 |
| Administrative Adjustments | 0 | 0 |
| | <u>0</u> | <u>0</u> |
| TOTAL AGENCY | <u>\$ 0</u> | <u>\$ 13,554,300</u> |

See accompanying notes to financial statements

| SUPPLEMENTAL APPROPRIATIONS, MID-YEAR REVERSIONS AND ADJUSTMENTS | NET APPROPRIATIONS | EXPENDITURES | LAPSED APPROPRIATION AUTHORITY | JUNE 30, 2004 CONTINUING APPROPRIATION AUTHORITY |
|--|-----------------------|-----------------------|--------------------------------------|---|
| \$ 0 | \$ 64,408,700 | \$ 63,943,103 | \$ 465,597 | \$ 0 |
| 520,076 | 520,076 | 520,076 | 0 | 0 |
| <u>\$ 520,076</u> | <u>\$ 64,928,776</u> | <u>\$ 64,463,179</u> | <u>\$ 465,597</u> | <u>\$ 0</u> |
| \$ 0 | \$ 56,800 | \$ 56,424 | \$ 376 | \$ 0 |
| \$ 0 | \$ 56,800 | \$ 56,424 | \$ 376 | \$ 0 |
| <u>\$ 0</u> | <u>\$ 56,800</u> | <u>\$ 56,424</u> | <u>\$ 376</u> | <u>\$ 0</u> |
| \$ 0 | \$ 25,309,700 | \$ 25,309,700 | \$ 0 | \$ 0 |
| 0 | 4,271,700 | 4,256,245 | 15,455 | 0 |
| 0 | 72,600 | 72,600 | 0 | 0 |
| 227 | 227 | 227 | 0 | 0 |
| <u>\$ 227</u> | <u>\$ 29,654,227</u> | <u>\$ 29,638,772</u> | <u>\$ 15,455</u> | <u>\$ 0</u> |
| <u>\$ 8,207,837</u> | <u>\$ 721,765,939</u> | <u>\$ 713,437,261</u> | <u>\$ 3,181,855</u> | <u>\$ 5,146,823</u> |
| \$ 0 | \$ 68,100 | \$ 68,099 | \$ 1 | \$ 0 |
| \$ 0 | \$ 68,100 | \$ 68,099 | \$ 1 | \$ 0 |
| <u>\$ 0</u> | <u>\$ 68,100</u> | <u>\$ 68,099</u> | <u>\$ 1</u> | <u>\$ 0</u> |
| \$ 0 | \$ 779,600 | \$ 778,831 | \$ 769 | \$ 0 |
| 3,992 | 3,992 | 3,992 | 0 | 0 |
| <u>\$ 3,992</u> | <u>\$ 783,592</u> | <u>\$ 782,823</u> | <u>\$ 769</u> | <u>\$ 0</u> |
| \$ 0 | \$ 13,429,300 | \$ 13,415,491 | \$ 13,809 | \$ 0 |
| 0 | 125,000 | 125,000 | 0 | 0 |
| 3,000,000 | 3,000,000 | 3,000,000 | 0 | 0 |
| 10,744 | 10,744 | 10,744 | 0 | 0 |
| <u>\$ 3,010,744</u> | <u>\$ 16,565,044</u> | <u>\$ 16,551,235</u> | <u>\$ 13,809</u> | <u>\$ 0</u> |

See accompanying notes to financial statements

**STATE OF ARIZONA
GENERAL FUND
STATEMENT OF EXPENDITURES - APPROPRIATION TO ACTUAL
BUDGETARY (LEGAL) BASIS
FOR THE YEAR ENDED JUNE 30, 2004**

| | JULY 1, 2003 CONTINUING APPROPRIATION AUTHORITY | GENERAL APPROPRIATIONS |
|--|--|-----------------------------------|
| DEPARTMENT OF MINES AND MINERAL RESOURCES | | |
| Operating Lump Sum Appropriation | \$ 0 | \$ 648,800 |
| TOTAL AGENCY | <u>\$ 0</u> | <u>\$ 648,800</u> |
| ARIZONA NAVIGABLE STREAMS ADJUDICATION COMMISSION | | |
| Operating Lump Sum Appropriation | \$ 0 | \$ 157,300 |
| TOTAL AGENCY | <u>\$ 0</u> | <u>\$ 157,300</u> |
| ARIZONA STATE PARKS BOARD | | |
| Operating Lump Sum Appropriation | \$ 0 | \$ 2,316,600 |
| Growing Smarter Transfer to Land Conservation Fund | <u>0</u> | <u>0</u> |
| TOTAL AGENCY | <u>\$ 0</u> | <u>\$ 2,316,600</u> |
| WATER RESOURCES | | |
| Operating Lump Sum Appropriation | \$ 0 | \$ 12,903,600 |
| Rural Water Studies | 0 | 500,000 |
| Arizona Water Banking | 0 | 500,000 |
| Administrative Adjustments | <u>0</u> | <u>0</u> |
| TOTAL AGENCY | <u>\$ 0</u> | <u>\$ 13,903,600</u> |
| TOTAL NATURAL RESOURCES | <u>\$ 0</u> | <u>\$ 31,360,200</u> |
| TOTAL GENERAL FUND | <u>\$ 39,428,039</u> | <u>\$ 6,412,864,900</u> |


See accompanying notes to financial statements

| SUPPLEMENTAL APPROPRIATIONS, MID-YEAR REVERSIONS AND ADJUSTMENTS | NET APPROPRIATIONS | EXPENDITURES | LAPSED APPROPRIATION AUTHORITY | JUNE 30, 2004 CONTINUING APPROPRIATION AUTHORITY |
|--|-------------------------|-------------------------|--------------------------------------|---|
| \$ 0 | \$ 648,800 | \$ 611,512 | \$ 37,288 | \$ 0 |
| <u>\$ 0</u> | <u>\$ 648,800</u> | <u>\$ 611,512</u> | <u>\$ 37,288</u> | <u>\$ 0</u> |
| \$ 0 | \$ 157,300 | \$ 130,831 | \$ 26,469 | \$ 0 |
| <u>\$ 0</u> | <u>\$ 157,300</u> | <u>\$ 130,831</u> | <u>\$ 26,469</u> | <u>\$ 0</u> |
| \$ 0 | \$ 2,316,600 | \$ 2,203,379 | \$ 113,221 | 0 |
| <u>20,000,000</u> | <u>20,000,000</u> | <u>20,000,000</u> | <u>0</u> | <u>\$ 0</u> |
| <u>\$ 20,000,000</u> | <u>\$ 22,316,600</u> | <u>\$ 22,203,379</u> | <u>\$ 113,221</u> | <u>\$ 0</u> |
| \$ 500,000 | \$ 13,403,600 | \$ 12,962,820 | \$ 440,780 | \$ 0 |
| 0 | 500,000 | 250,130 | 249,870 | 0 |
| (500,000) | 0 | 0 | 0 | 0 |
| <u>247,315</u> | <u>247,315</u> | <u>247,315</u> | <u>0</u> | <u>0</u> |
| <u>\$ 247,315</u> | <u>\$ 14,150,915</u> | <u>\$ 13,460,265</u> | <u>\$ 690,650</u> | <u>\$ 0</u> |
| <u>\$ 23,262,051</u> | <u>\$ 54,622,251</u> | <u>\$ 53,740,045</u> | <u>\$ 882,206</u> | <u>\$ 0</u> |
| <u>\$ 221,264,575</u> | <u>\$ 6,673,557,514</u> | <u>\$ 6,582,736,807</u> | <u>\$ 59,147,940</u> | <u>\$ 31,672,767</u> |

See accompanying notes to financial statements

**THIS PAGE INTENTIONALLY
LEFT BLANK**

CAPITAL OUTLAY



**THIS PAGE INTENTIONALLY
LEFT BLANK**

**STATE OF ARIZONA
CAPITAL OUTLAY DETAIL
STATEMENT OF EXPENDITURES - APPROPRIATION TO ACTUAL
BUDGETARY (LEGAL) BASIS
FOR THE YEAR ENDED JUNE 30, 2004**

| | <u>JULY 1, 2003 CONTINUING APPROPRIATION AUTHORITY</u> | <u>GENERAL APPROPRIATIONS</u> | <u>CAPITAL OUTLAY APPROPRIATIONS</u> |
|--|--|-----------------------------------|--|
| GENERAL GOVERNMENT | | | |
| DEPARTMENT OF ADMINISTRATION | | | |
| GENERAL FUND | | | |
| State Hospital Study and Design FY95 - 96 | \$ 28,217 | \$ 0 | \$ 0 |
| Building Renewal FY98 - 99 | 42,193 | 0 | 0 |
| Building Renewal FY97 - 98 | 0 | 0 | 0 |
| Pioneers' Home Plumbing Renovations | 184,230 | 0 | 0 |
| ASDB Phoenix Transportation Building | 694 | 0 | 0 |
| TOTAL GENERAL FUND | <u>\$ 255,334</u> | <u>\$ 0</u> | <u>\$ 0</u> |
| CAPITAL OUTLAY STABILIZATION FUND | | | |
| Operating Lump Sum Appropriation FY03 - 04 | \$ 0 | \$ 5,018,400 | \$ 0 |
| Operating Lump Sum Appropriation FY02 - 03 | 499,707 | 0 | 0 |
| Utilities | 0 | 6,100,000 | 0 |
| Administrative Adjustments | 0 | 0 | 0 |
| Relocation FY03 - 04 | 0 | 60,000 | 0 |
| Relocation FY02 - 03 | 59,775 | 0 | 0 |
| Relocation FY01 - 02 | 59,866 | 0 | 0 |
| Relocation FY00 - 01 | 60,000 | 0 | 0 |
| Relocation FY99 - 00 | 46,526 | 0 | 0 |
| Building Renewal FY03 - 04 | 0 | 0 | 3,500,000 |
| Building Renewal FY02 - 03 | 1,837,060 | 0 | 0 |
| Building Renewal FY01 - 02 | 172,567 | 0 | 0 |
| Building Renewal FY00 - 01 | 201,778 | 0 | 0 |
| Building Renewal FY98 - 99 | 15,243 | 0 | 0 |
| Executive Tower Renovations | 3,387 | 0 | 0 |
| Land Acquisition and Planning FY91 - 92 | 12,979 | 0 | 0 |
| PLTO 1 Backfill Space Renovations FY02 - 03 | 696,287 | 0 | 0 |
| PLTO 1 Backfill Space Renovations FY01 - 02 | 847 | 0 | 0 |
| PLTO 1 Project Management | 0 | 0 | 580,100 |
| TOTAL CAPITAL OUTLAY STABILIZATION FUND | <u>\$ 3,666,022</u> | <u>\$ 11,178,400</u> | <u>\$ 4,080,100</u> |
| ARIZONA STATE HOSPITAL CAPITAL CONSTRUCTION FUND | | | |
| Arizona State Hospital Construction FY02 - 03 | \$ 17,658,335 | \$ 0 | \$ 0 |
| Arizona State Hospital Construction FY01 - 02 | 654,902 | 0 | 0 |
| Arizona State Hospital Construction FY00 - 01 | 142,584 | 0 | 0 |
| Arizona State Hospital Construction FY99 - 00 | 720,731 | 0 | 0 |
| TOTAL ARIZONA STATE HOSPITAL CAPITAL CONSTRUCTION FUND | <u>\$ 19,176,552</u> | <u>\$ 0</u> | <u>\$ 0</u> |
| TOTAL AGENCY | <u>\$ 23,097,908</u> | <u>\$ 11,178,400</u> | <u>\$ 4,080,100</u> |

| SUPPLEMENTAL APPROPRIATIONS, MID-YEAR REVERSIONS AND ADJUSTMENTS | NET APPROPRIATIONS | EXPENDITURES | LAPSED APPROPRIATION AUTHORITY | JUNE 30, 2004 CONTINUING APPROPRIATION AUTHORITY |
|--|-----------------------|----------------------|--------------------------------------|---|
| \$ (28,217) | \$ 0 | \$ 0 | \$ 0 | \$ 0 |
| 0 | 42,193 | 35,344 | 0 | 6,849 |
| 2,103 | 2,103 | 0 | 0 | 2,103 |
| 0 | 184,230 | 184,230 | 0 | 0 |
| 0 | 694 | 0 | 0 | 694 |
| <u>\$ (26,114)</u> | <u>\$ 229,220</u> | <u>\$ 219,574</u> | <u>\$ 0</u> | <u>\$ 9,646</u> |
| \$ 0 | \$ 5,018,400 | \$ 4,061,652 | \$ 956,748 | \$ 0 |
| 0 | 499,707 | 195,275 | 304,432 | 0 |
| 0 | 6,100,000 | 5,508,800 | 591,200 | 0 |
| 110,257 | 110,257 | 110,257 | 0 | 0 |
| 0 | 60,000 | 5,431 | 0 | 54,569 |
| 0 | 59,775 | 0 | 0 | 59,775 |
| 0 | 59,866 | 0 | 0 | 59,866 |
| 0 | 60,000 | 0 | 0 | 60,000 |
| 0 | 46,526 | 0 | 0 | 46,526 |
| (425,350) | 3,074,650 | 772,467 | 0 | 2,302,183 |
| (174,987) | 1,662,073 | 1,188,312 | 0 | 473,761 |
| (12,354) | 160,213 | 158,059 | 0 | 2,154 |
| 15,135 | 216,913 | 167,468 | 0 | 49,445 |
| 0 | 15,243 | 9,336 | 0 | 5,907 |
| (3,387) | 0 | 0 | 0 | 0 |
| (12,979) | 0 | 0 | 0 | 0 |
| 0 | 696,287 | 359,585 | 0 | 336,702 |
| 0 | 847 | 0 | 0 | 847 |
| 0 | 580,100 | 433,344 | 0 | 146,756 |
| <u>\$ (503,665)</u> | <u>\$ 18,420,857</u> | <u>\$ 12,969,986</u> | <u>\$ 1,852,380</u> | <u>\$ 3,598,491</u> |
| \$ 0 | \$ 17,658,335 | \$ 66,883 | \$ 0 | \$ 17,591,452 |
| 0 | 654,902 | (353) | 0 | 655,255 |
| 0 | 142,584 | 36,284 | 0 | 106,300 |
| 0 | 720,731 | (32,999) | 0 | 753,730 |
| <u>\$ 0</u> | <u>\$ 19,176,552</u> | <u>\$ 69,815</u> | <u>\$ 0</u> | <u>\$ 19,106,737</u> |
| <u>\$ (529,779)</u> | <u>\$ 37,826,629</u> | <u>\$ 13,259,375</u> | <u>\$ 1,852,380</u> | <u>\$ 22,714,874</u> |

See accompanying notes to financial statements

**STATE OF ARIZONA
CAPITAL OUTLAY DETAIL
STATEMENT OF EXPENDITURES - APPROPRIATION TO ACTUAL
BUDGETARY (LEGAL) BASIS
FOR THE YEAR ENDED JUNE 30, 2004**

| | JULY 1, 2003 CONTINUING APPROPRIATION AUTHORITY | GENERAL APPROPRIATIONS | CAPITAL OUTLAY APPROPRIATIONS |
|--|--|-----------------------------------|--|
| SUPREME COURT | | | |
| CAPITAL OUTLAY STABILIZATION FUND | | | |
| 4th Floor Chiller | \$ 8,124 | \$ 0 | \$ 0 |
| HVAC Ductwork Replacement FY02 - 03 | 389 | 0 | 0 |
| HVAC Ductwork Replacement FY01 - 02 | 20,245 | 0 | 0 |
| HVAC Storage Tank | 10,259 | 0 | 0 |
| HVAC Piping and Pump - Courts Building | 0 | 0 | 0 |
| | <u>0</u> | <u>0</u> | <u>0</u> |
| TOTAL AGENCY | <u>\$ 39,017</u> | <u>\$ 0</u> | <u>\$ 0</u> |
| LEGISLATIVE COUNCIL | | | |
| GENERAL FUND | | | |
| School Maintenance and Operations | \$ 214,221 | \$ 0 | \$ 0 |
| | <u>214,221</u> | <u>0</u> | <u>0</u> |
| TOTAL AGENCY | <u>\$ 214,221</u> | <u>\$ 0</u> | <u>\$ 0</u> |
| TOTAL GENERAL GOVERNMENT | <u>\$ 23,351,146</u> | <u>\$ 11,178,400</u> | <u>\$ 4,080,100</u> |
| HEALTH AND WELFARE | | | |
| DEPARTMENT OF ECONOMIC SECURITY | | | |
| GENERAL FUND | | | |
| Statewide Building Renewal FY92 - 93 | \$ 20 | \$ 0 | \$ 0 |
| DACS Hopi Senior Centers - Kykotsmovi | 22,097 | 0 | 0 |
| DACS Navajo Senior Centers - Birdsprings | 65,000 | 0 | 0 |
| DACS Navajo Senior Centers - Chilchenbento | 45,000 | 0 | 0 |
| DACS Navajo Senior Centers - Chinle | 10,000 | 0 | 0 |
| DACS Navajo Senior Centers - Dilcon | 30,000 | 0 | 0 |
| DACS Navajo Senior Centers - Fort Defiance | 65,000 | 0 | 0 |
| DACS Navajo Senior Centers - St Michael's | 1,961 | 0 | 0 |
| DACS Navajo Senior Centers - White Cone | 30,000 | 0 | 0 |
| DACS Navajo Senior Center Services | 50,000 | 0 | 0 |
| DACS Tribal Senior Centers - Navajo | 714,300 | 0 | 0 |
| Data Center Upgrades | 0 | 0 | 0 |
| Coolidge Environmental Impact Study | 4,948 | 0 | 0 |
| TOTAL GENERAL FUND | <u>\$ 1,038,326</u> | <u>\$ 0</u> | <u>\$ 0</u> |
| CAPITAL OUTLAY STABILIZATION FUND | | | |
| Statewide Building Renewal FY03 - 04 | \$ 0 | \$ 0 | \$ 0 |
| Statewide Building Renewal FY02 - 03 | 0 | 0 | 0 |
| Statewide Building Renewal FY00 - 01 | 0 | 0 | 0 |
| TOTAL CAPITAL OUTLAY STABILIZATION FUND | <u>0</u> | <u>0</u> | <u>0</u> |
| TOTAL AGENCY | <u>\$ 1,038,326</u> | <u>\$ 0</u> | <u>\$ 0</u> |

| SUPPLEMENTAL APPROPRIATIONS, MID-YEAR REVERSIONS AND ADJUSTMENTS | NET APPROPRIATIONS | EXPENDITURES | LAPSED APPROPRIATION AUTHORITY | JUNE 30, 2004 CONTINUING APPROPRIATION AUTHORITY |
|--|-----------------------|-------------------|--------------------------------------|---|
| \$ 0 | \$ 8,124 | \$ 5,596 | \$ 0 | \$ 2,528 |
| (389) | 0 | 0 | 0 | 0 |
| (20,245) | 0 | 0 | 0 | 0 |
| 0 | 10,259 | 9,048 | 0 | 1,211 |
| 150,000 | 150,000 | 149,671 | 0 | 329 |
| <u>\$ 129,366</u> | <u>\$ 168,383</u> | <u>\$ 164,315</u> | <u>\$ 0</u> | <u>\$ 4,068</u> |
| | | | | |
| \$ 0 | \$ 214,221 | \$ 0 | \$ 0 | \$ 214,221 |
| <u>\$ 0</u> | <u>\$ 214,221</u> | <u>\$ 0</u> | <u>\$ 0</u> | <u>\$ 214,221</u> |
| | | | | |
| \$ (400,413) | \$ 38,209,233 | \$ 13,423,690 | \$ 1,852,380 | \$ 22,933,163 |
| | | | | |
| \$ 0 | \$ 20 | \$ 0 | \$ 0 | \$ 20 |
| 0 | 22,097 | 0 | 0 | 22,097 |
| 0 | 65,000 | 0 | 0 | 65,000 |
| 0 | 45,000 | 0 | 0 | 45,000 |
| 0 | 10,000 | 0 | 0 | 10,000 |
| 0 | 30,000 | 0 | 0 | 30,000 |
| 0 | 65,000 | 0 | 0 | 65,000 |
| 0 | 1,961 | 0 | 0 | 1,961 |
| 0 | 30,000 | 0 | 0 | 30,000 |
| 0 | 50,000 | 25,000 | 0 | 25,000 |
| 0 | 714,300 | 116,767 | 0 | 597,533 |
| 0 | 0 | 0 | 0 | 0 |
| 0 | 4,948 | 0 | 0 | 4,948 |
| <u>\$ 0</u> | <u>\$ 1,038,326</u> | <u>\$ 141,767</u> | <u>\$ 0</u> | <u>\$ 896,559</u> |
| | | | | |
| \$ 186,015 | \$ 186,015 | \$ 149,000 | \$ 0 | \$ 37,015 |
| 160,000 | 160,000 | 160,000 | 0 | 0 |
| 5,000 | 5,000 | 5,000 | 0 | 0 |
| 351,015 | 351,015 | 314,000 | 0 | 37,015 |
| <u>\$ 702,030</u> | <u>\$ 1,740,356</u> | <u>\$ 769,767</u> | <u>\$ 0</u> | <u>\$ 970,589</u> |

See accompanying notes to financial statements

**STATE OF ARIZONA
CAPITAL OUTLAY DETAIL
STATEMENT OF EXPENDITURES - APPROPRIATION TO ACTUAL
BUDGETARY (LEGAL) BASIS
FOR THE YEAR ENDED JUNE 30, 2004**

| | JULY 1, 2003 CONTINUING APPROPRIATION AUTHORITY | GENERAL APPROPRIATIONS | CAPITAL OUTLAY APPROPRIATIONS |
|--|--|-----------------------------------|--|
| DEPARTMENT OF HEALTH SERVICES | | | |
| GENERAL FUND | | | |
| Building Renewal FY96 - 97 | \$ 30 | \$ 0 | \$ 0 |
| Cholla - Sexual Predator | 11,655 | 0 | 0 |
| ASH - Condensate Receiver | 4,700 | 0 | 0 |
| Sexually Violent Persons Capital Improvement | 0 | 0 | 0 |
| TOTAL GENERAL FUND | <u>\$ 16,385</u> | <u>\$ 0</u> | <u>\$ 0</u> |
| CAPITAL OUTLAY STABILIZATION FUND | | | |
| Operating Lump Sum Appropriation | \$ 0 | \$ 1,100,000 | \$ 0 |
| 91/92 Building Renewal FY91 - 92 | 3,548 | 0 | 0 |
| ASH - Repair Cooling Towers #1-2 | 1,599 | 0 | 0 |
| ASH - Juniper/Wickenburg Windows | 29,950 | 0 | 0 |
| TOTAL CAPITAL OUTLAY STABILIZATION FUND | <u>\$ 35,097</u> | <u>\$ 1,100,000</u> | <u>\$ 0</u> |
| TOTAL AGENCY | <u>\$ 51,482</u> | <u>\$ 1,100,000</u> | <u>\$ 0</u> |
| TOTAL HEALTH AND WELFARE | <u>\$ 1,089,808</u> | <u>\$ 1,100,000</u> | <u>\$ 0</u> |
| EDUCATION | | | |
| PRESCOTT HISTORICAL SOCIETY OF ARIZONA | | | |
| CAPITAL OUTLAY STABILIZATION FUND | | | |
| Building Renewal - Sharlot Hall Re-roofing | \$ 8,000 | \$ 0 | \$ 0 |
| TOTAL AGENCY | <u>\$ 8,000</u> | <u>\$ 0</u> | <u>\$ 0</u> |
| TOTAL EDUCATION | <u>\$ 8,000</u> | <u>\$ 0</u> | <u>\$ 0</u> |
| PROTECTION AND SAFETY | | | |
| STATE DEPARTMENT OF CORRECTIONS | | | |
| GENERAL FUND | | | |
| ASPC-D - Mohave Improve Control Room FY97 - 98 | \$ 2,103 | \$ 0 | \$ 0 |
| TOTAL GENERAL FUND | <u>\$ 2,103</u> | <u>\$ 0</u> | <u>\$ 0</u> |
| CAPITAL OUTLAY STABILIZATION FUND | | | |
| ASPC - Lewis Repair Shower FY00 - 01 | \$ 0 | \$ 0 | \$ 0 |
| TOTAL CAPITAL OUTLAY STABILIZATION FUND | <u>\$ 0</u> | <u>\$ 0</u> | <u>\$ 0</u> |
| TOTAL AGENCY | <u>\$ 2,103</u> | <u>\$ 0</u> | <u>\$ 0</u> |

| SUPPLEMENTAL APPROPRIATIONS, MID-YEAR REVERSIONS AND ADJUSTMENTS | NET APPROPRIATIONS | EXPENDITURES | LAPSED APPROPRIATION AUTHORITY | JUNE 30, 2004 CONTINUING APPROPRIATION AUTHORITY |
|--|-----------------------|---------------------|--------------------------------------|---|
| \$ 0 | \$ 30 | \$ 0 | \$ 0 | \$ 30 |
| 0 | 11,655 | 0 | 0 | 11,655 |
| 0 | 4,700 | 0 | 0 | 4,700 |
| 0 | 0 | (23,750) | 23,750 | 0 |
| <u>\$ 0</u> | <u>\$ 16,385</u> | <u>\$ (23,750)</u> | <u>\$ 23,750</u> | <u>\$ 16,385</u> |
| \$ 0 | \$ 1,100,000 | \$ 1,100,000 | \$ 0 | \$ 0 |
| 0 | 3,548 | 0 | 0 | 3,548 |
| 0 | 1,599 | 1,599 | 0 | 0 |
| (29,950) | 0 | 0 | 0 | 0 |
| <u>\$ (29,950)</u> | <u>\$ 1,105,147</u> | <u>\$ 1,101,599</u> | <u>\$ 0</u> | <u>\$ 3,548</u> |
| <u>\$ (29,950)</u> | <u>\$ 1,121,532</u> | <u>\$ 1,077,849</u> | <u>\$ 23,750</u> | <u>\$ 19,933</u> |
| <u>\$ 672,080</u> | <u>\$ 2,861,888</u> | <u>\$ 1,847,616</u> | <u>\$ 23,750</u> | <u>\$ 990,522</u> |
| <u>\$ 1,500</u> | <u>\$ 9,500</u> | <u>\$ 9,481</u> | <u>\$ 0</u> | <u>\$ 19</u> |
| <u>\$ 1,500</u> | <u>\$ 9,500</u> | <u>\$ 9,481</u> | <u>\$ 0</u> | <u>\$ 19</u> |
| <u>\$ 1,500</u> | <u>\$ 9,500</u> | <u>\$ 9,481</u> | <u>\$ 0</u> | <u>\$ 19</u> |
| <u>\$ (2,103)</u> | <u>\$ 0</u> | <u>\$ 0</u> | <u>\$ 0</u> | <u>\$ 0</u> |
| <u>\$ (2,103)</u> | <u>\$ 0</u> | <u>\$ 0</u> | <u>\$ 0</u> | <u>\$ 0</u> |
| <u>\$ 20,000</u> | <u>\$ 20,000</u> | <u>\$ 0</u> | <u>\$ 0</u> | <u>\$ 20,000</u> |
| <u>\$ 20,000</u> | <u>\$ 20,000</u> | <u>\$ 0</u> | <u>\$ 0</u> | <u>\$ 20,000</u> |
| <u>\$ 17,897</u> | <u>\$ 20,000</u> | <u>\$ 0</u> | <u>\$ 0</u> | <u>\$ 20,000</u> |

See accompanying notes to financial statements

**STATE OF ARIZONA
CAPITAL OUTLAY DETAIL
STATEMENT OF EXPENDITURES - APPROPRIATION TO ACTUAL
BUDGETARY (LEGAL) BASIS
FOR THE YEAR ENDED JUNE 30, 2004**

| | JULY 1, 2003 CONTINUING APPROPRIATION AUTHORITY | GENERAL APPROPRIATIONS | CAPITAL OUTLAY APPROPRIATIONS |
|---|--|-----------------------------------|--|
| DEPARTMENT OF EMERGENCY AND MILITARY AFFAIRS | | | |
| GENERAL FUND | | | |
| Project Challenge Construction FY01 - 02 | \$ 207,656 | \$ 0 | \$ 0 |
| Project Challenge Construction FY00 - 01 | 6,526 | 0 | 0 |
| Mesa Armory Re-roofing | 1,325 | 0 | 0 |
| Yuma National Guard Center | 0 | 0 | 0 |
| TOTAL GENERAL FUND | <u>\$ 215,507</u> | <u>\$ 0</u> | <u>\$ 0</u> |
| CAPITAL OUTLAY STABILIZATION FUND | | | |
| Nogales and 52nd Street Building Renewal | \$ 12,032 | \$ 0 | \$ 0 |
| Roosevelt Building Renewal | 7,358 | 0 | 0 |
| Safford and Sunnyslope Building Renewal | 141 | 0 | 0 |
| Prescott and Bellemont Armories | 130,589 | 0 | 0 |
| TOTAL CAPITAL OUTLAY STABILIZATION FUND | <u>\$ 150,120</u> | <u>\$ 0</u> | <u>\$ 0</u> |
| TOTAL AGENCY | <u>\$ 365,627</u> | <u>\$ 0</u> | <u>\$ 0</u> |
| DEPARTMENT OF JUVENILE CORRECTIONS | | | |
| GENERAL FUND | | | |
| Building Renewal FY94 - 95 | \$ 3,794 | \$ 0 | \$ 0 |
| TOTAL GENERAL FUND | <u>\$ 3,794</u> | <u>\$ 0</u> | <u>\$ 0</u> |
| CAPITAL OUTLAY STABILIZATION FUND | | | |
| Building Renewal FY91 - 92 | \$ 39 | \$ 0 | \$ 0 |
| Building Renewal - Well Pump | 0 | 0 | 0 |
| Adobe Mountain Well Repair | 0 | 0 | 0 |
| Adobe Mountain Kitchen Building Renewal | 81 | 0 | 0 |
| TOTAL CAPITAL OUTLAY STABILIZATION FUND | <u>\$ 120</u> | <u>\$ 0</u> | <u>\$ 0</u> |
| TOTAL AGENCY | <u>\$ 3,914</u> | <u>\$ 0</u> | <u>\$ 0</u> |
| DEPARTMENT OF PUBLIC SAFETY | | | |
| CAPITAL OUTLAY STABILIZATION FUND | | | |
| Building Renewal - Project 91-2060 | \$ 0 | \$ 0 | \$ 0 |
| Building Renewal - Project 91-2102 | 0 | 0 | 0 |
| Building Renewal - Project 91-3010 | 1,981 | 0 | 0 |
| Building Renewal - Project 91-3012 | 0 | 0 | 0 |
| Building Renewal - Project 91-4018 | 0 | 0 | 0 |
| Building Renewal - Project 91-4019 | 0 | 0 | 0 |
| Building Renewal - Project 91-4020 | 0 | 0 | 0 |
| TOTAL AGENCY | <u>\$ 1,981</u> | <u>\$ 0</u> | <u>\$ 0</u> |
| TOTAL PROTECTION AND SAFETY | <u>\$ 373,625</u> | <u>\$ 0</u> | <u>\$ 0</u> |

| SUPPLEMENTAL APPROPRIATIONS, MID-YEAR REVERSIONS AND ADJUSTMENTS | NET APPROPRIATIONS | EXPENDITURES | LAPSED APPROPRIATION AUTHORITY | JUNE 30, 2004 CONTINUING APPROPRIATION AUTHORITY |
|--|-----------------------|-------------------|--------------------------------------|---|
| \$ 0 | \$ 207,656 | \$ 62,188 | \$ 0 | \$ 145,468 |
| 0 | 6,526 | 6,526 | 0 | 0 |
| 0 | 1,325 | 0 | 0 | 1,325 |
| 371,000 | 371,000 | 371,000 | 0 | 0 |
| <u>\$ 371,000</u> | <u>\$ 586,507</u> | <u>\$ 439,714</u> | <u>\$ 0</u> | <u>\$ 146,793</u> |
| \$ 0 | \$ 12,032 | \$ 0 | \$ 0 | \$ 12,032 |
| 0 | 7,358 | 7,358 | 0 | 0 |
| 0 | 141 | 0 | 0 | 141 |
| 0 | 130,589 | 28,692 | 0 | 101,897 |
| <u>\$ 0</u> | <u>\$ 150,120</u> | <u>\$ 36,050</u> | <u>\$ 0</u> | <u>\$ 114,070</u> |
| <u>\$ 371,000</u> | <u>\$ 736,627</u> | <u>\$ 475,764</u> | <u>\$ 0</u> | <u>\$ 260,863</u> |
| \$ 0 | \$ 3,794 | \$ 0 | \$ 0 | \$ 3,794 |
| <u>\$ 0</u> | <u>\$ 3,794</u> | <u>\$ 0</u> | <u>\$ 0</u> | <u>\$ 3,794</u> |
| \$ 0 | \$ 39 | \$ 0 | \$ 0 | \$ 39 |
| 1,300 | 1,300 | 1,300 | 0 | 0 |
| 13,025 | 13,025 | 13,025 | 0 | 0 |
| 0 | 81 | 81 | 0 | 0 |
| <u>\$ 14,325</u> | <u>\$ 14,445</u> | <u>\$ 14,406</u> | <u>\$ 0</u> | <u>\$ 39</u> |
| <u>\$ 14,325</u> | <u>\$ 18,239</u> | <u>\$ 14,406</u> | <u>\$ 0</u> | <u>\$ 3,833</u> |
| \$ 12,300 | \$ 12,300 | \$ 8,058 | \$ 0 | \$ 4,242 |
| 17,500 | 17,500 | 17,500 | 0 | 0 |
| 559 | 2,540 | 2,540 | 0 | 0 |
| 14,823 | 14,823 | 14,823 | 0 | 0 |
| 36,310 | 36,310 | 34,000 | 0 | 2,310 |
| 23,500 | 23,500 | 20,846 | 0 | 2,654 |
| 16,500 | 16,500 | 9,956 | 0 | 6,544 |
| <u>\$ 121,492</u> | <u>\$ 123,473</u> | <u>\$ 107,723</u> | <u>\$ 0</u> | <u>\$ 15,750</u> |
| <u>\$ 524,714</u> | <u>\$ 898,339</u> | <u>\$ 597,893</u> | <u>\$ 0</u> | <u>\$ 300,446</u> |

See accompanying notes to financial statements


STATE OF ARIZONA
CAPITAL OUTLAY DETAIL
STATEMENT OF EXPENDITURES - APPROPRIATION TO ACTUAL
BUDGETARY (LEGAL) BASIS
FOR THE YEAR ENDED JUNE 30, 2004

| NATURAL RESOURCES | JULY 1, 2003 CONTINUING APPROPRIATION AUTHORITY | GENERAL APPROPRIATIONS | CAPITAL OUTLAY APPROPRIATIONS |
|---|--|-----------------------------------|--|
| ARIZONA STATE PARKS BOARD | | | |
| GENERAL FUND | | | |
| Spur Cross Ranch Acquisition FY01 - 02 | \$ 500 | \$ 0 | \$ 0 |
| Spur Cross Ranch Acquisition FY00 - 01 | 74,500 | 0 | 0 |
| TOTAL AGENCY | <u>\$ 75,000</u> | <u>\$ 0</u> | <u>\$ 0</u> |
| TOTAL NATURAL RESOURCES | <u>\$ 75,000</u> | <u>\$ 0</u> | <u>\$ 0</u> |
| TOTAL GENERAL FUND | <u>\$ 1,820,670</u> | <u>\$ 0</u> | <u>\$ 0</u> |
| TOTAL CAPITAL OUTLAY STABILIZATION FUND | <u>\$ 3,900,357</u> | <u>\$ 12,278,400</u> | <u>\$ 4,080,100</u> |
| TOTAL ARIZONA STATE HOSPITAL CAPITAL CONSTRUCTION FUND | <u>\$ 19,176,552</u> | <u>\$ 0</u> | <u>\$ 0</u> |
| TOTAL CAPITAL OUTLAY | <u>\$ 24,897,579</u> | <u>\$ 12,278,400</u> | <u>\$ 4,080,100</u> |

| SUPPLEMENTAL APPROPRIATIONS, MID-YEAR REVERSIONS AND ADJUSTMENTS | NET APPROPRIATIONS | EXPENDITURES | LAPSED APPROPRIATION AUTHORITY | JUNE 30, 2004 CONTINUING APPROPRIATION AUTHORITY |
|--|-----------------------|----------------------|--------------------------------------|---|
| \$ (500) | \$ 0 | \$ 0 | \$ 0 | \$ 0 |
| (74,500) | 0 | 0 | 0 | 0 |
| <u>\$ (75,000)</u> | <u>\$ 0</u> | <u>\$ 0</u> | <u>\$ 0</u> | <u>\$ 0</u> |
| <u>\$ (75,000)</u> | <u>\$ 0</u> | <u>\$ 0</u> | <u>\$ 0</u> | <u>\$ 0</u> |
| <u>\$ 267,783</u> | <u>\$ 2,088,453</u> | <u>\$ 777,305</u> | <u>\$ 23,750</u> | <u>\$ 1,287,398</u> |
| <u>\$ 104,083</u> | <u>\$ 20,362,940</u> | <u>\$ 14,717,560</u> | <u>\$ 1,852,380</u> | <u>\$ 3,793,000</u> |
| <u>\$ 0</u> | <u>\$ 19,176,552</u> | <u>\$ 69,815</u> | <u>\$ 0</u> | <u>\$ 19,106,737</u> |
| <u>\$ 371,866</u> | <u>\$ 41,627,945</u> | <u>\$ 15,564,680</u> | <u>\$ 1,876,130</u> | <u>\$ 24,187,135</u> |

**THIS PAGE INTENTIONALLY
LEFT BLANK**

SPECIAL REVENUE



**THIS PAGE INTENTIONALLY
LEFT BLANK**

STATE OF ARIZONA
SPECIAL REVENUE FUNDS
STATEMENT OF EXPENDITURES - APPROPRIATIONS
BUDGETARY (LEGAL) BASIS
FOR THE YEAR ENDED JUNE 30, 2004

| | JULY 1, 2003 CONTINUING APPROPRIATION AUTHORITY | GENERAL APPROPRIATIONS | CAPITAL OUTLAY APPROPRIATIONS |
|--|--|---------------------------|----------------------------------|
| GENERAL GOVERNMENT | | | |
| DEPARTMENT OF ADMINISTRATION | | | |
| CORRECTIONS FUND | | | |
| Operating Lump Sum Appropriation | \$ 0 | \$ 628,100 | \$ 0 |
| New Prison Complex FY99 - 00 | 3,207 | 0 | 0 |
| Prison Planning and Sitting | 0 | 0 | 0 |
| New Prison Complex FY00 - 01 | 0 | 0 | 0 |
| Southwest Regional Prison Complex FY98 - 99 | 1,063,224 | 0 | 0 |
| Southwest Regional Prison Complex FY97 - 98 | 101,946 | 0 | 0 |
| Southwest Regional Prison Complex FY96 - 97 | 203 | 0 | 0 |
| Florence - 400 Modular and Tent Beds FY96 - 97 | 90 | 0 | 0 |
| Yuma Complex - 800 Male Beds FY95 - 96 | 0 | 0 | 0 |
| ASPC - Perryville Security Improvements | 11,947 | 0 | 0 |
| Department of Juvenile Corrections Building Renewal | 0 | 0 | 0 |
| Department of Corrections Building Renewal | 215,239 | 0 | 0 |
| Department of Corrections Fort Grant Landfill Closure | 275,570 | 0 | 0 |
| Department of Corrections Safety Improvements | 1,206,463 | 0 | 0 |
| Department of Juvenile Corrections Medical Center | 0 | 0 | 0 |
| Administrative Adjustments | 0 | 0 | 0 |
| TOTAL DEPARTMENT OF ADMINISTRATION CORRECTIONS FUND | <u>\$ 2,877,889</u> | <u>\$ 628,100</u> | <u>\$ 0</u> |
| DEPARTMENT OF ADMINISTRATION | | | |
| AIR QUALITY FUND | | | |
| Employee Bus Subsidy | \$ 0 | \$ 475,400 | \$ 0 |
| Administrative Adjustments | 0 | 0 | 0 |
| TOTAL DEPARTMENT OF ADMINISTRATION AIR QUALITY FUND | <u>\$ 0</u> | <u>\$ 475,400</u> | <u>\$ 0</u> |
| DEPARTMENT OF ADMINISTRATION | | | |
| 911 EMERGENCY TELECOM SERVICE FUND | | | |
| General Fund Transfer 1st Regular Session Chapter 262 | \$ 0 | \$ 3,000,000 | \$ 0 |
| TOTAL DEPARTMENT OF ADMINISTRATION 911 EMERGENCY TELECOM SERVICE FUND | <u>\$ 0</u> | <u>\$ 3,000,000</u> | <u>\$ 0</u> |
| OFFICE OF ADMINISTRATIVE HEARING | | | |
| AHCCCS DONATION FUND | | | |
| Operating Lump Sum Appropriation | \$ 0 | \$ 13,900 | \$ 0 |
| TOTAL OFFICE OF ADMINISTRATIVE HEARING AHCCCS DONATION FUND | <u>\$ 0</u> | <u>\$ 13,900</u> | <u>\$ 0</u> |
| ATTORNEY GENERAL | | | |
| VICTIMS' RIGHTS FUND | | | |
| Victims' Rights Implementation Fund | \$ 0 | \$ 3,185,000 | \$ 0 |
| Victims' Rights/Non Revert - HB 2427 | 479,145 | 0 | 0 |
| TOTAL ATTORNEY GENERAL VICTIMS' RIGHTS FUND | <u>\$ 479,145</u> | <u>\$ 3,185,000</u> | <u>\$ 0</u> |

See accompanying notes to financial statements

| SUPPLEMENTAL APPROPRIATIONS MID-YEAR REVERSIONS AND ADJUSTMENTS | NET APPROPRIATIONS | EXPENDITURES | LAPSED APPROPRIATION AUTHORITY | JUNE 30, 2004 CONTINUING APPROPRIATION AUTHORITY |
|---|-----------------------|---------------------|--------------------------------------|---|
| \$ 0 | \$ 628,100 | \$ 614,850 | \$ 13,250 | \$ 0 |
| 0 | 3,207 | (257,490) | 0 | 260,697 |
| 0 | 0 | (1,426) | 0 | 1,426 |
| 0 | 0 | 31 | 0 | (31) |
| 0 | 1,063,224 | 1,063,224 | 0 | 0 |
| 0 | 101,946 | 101,946 | 0 | 0 |
| 0 | 203 | 203 | 0 | 0 |
| 0 | 90 | 0 | 0 | 90 |
| 0 | 0 | 1,797 | 0 | (1,797) |
| 0 | 11,947 | 0 | 0 | 11,947 |
| 463 | 463 | 0 | 0 | 463 |
| 22,724 | 237,963 | 230,827 | 0 | 7,136 |
| 0 | 275,570 | 232,446 | 0 | 43,124 |
| 0 | 1,206,463 | 1,084,353 | 0 | 122,110 |
| 0 | 0 | 2 | 0 | (2) |
| 3,732 | 3,732 | 3,732 | 0 | 0 |
| <u>\$ 26,919</u> | <u>\$ 3,532,908</u> | <u>\$ 3,074,495</u> | <u>\$ 13,250</u> | <u>\$ 445,163</u> |
| \$ 0 | \$ 475,400 | \$ 475,400 | \$ 0 | \$ 0 |
| 34,042 | 34,042 | 34,042 | 0 | 0 |
| <u>\$ 34,042</u> | <u>\$ 509,442</u> | <u>\$ 509,442</u> | <u>\$ 0</u> | <u>\$ 0</u> |
| \$ 0 | \$ 3,000,000 | \$ 3,000,000 | \$ 0 | \$ 0 |
| <u>\$ 0</u> | <u>\$ 3,000,000</u> | <u>\$ 3,000,000</u> | <u>\$ 0</u> | <u>\$ 0</u> |
| \$ 0 | \$ 13,900 | \$ 13,900 | \$ 0 | \$ 0 |
| <u>\$ 0</u> | <u>\$ 13,900</u> | <u>\$ 13,900</u> | <u>\$ 0</u> | <u>\$ 0</u> |
| \$ 0 | \$ 3,185,000 | \$ 2,716,375 | \$ 468,625 | \$ 0 |
| 0 | 479,145 | 175,375 | 0 | 303,770 |
| <u>\$ 0</u> | <u>\$ 3,664,145</u> | <u>\$ 2,891,750</u> | <u>\$ 468,625</u> | <u>\$ 303,770</u> |

See accompanying notes to financial statements

**STATE OF ARIZONA
SPECIAL REVENUE FUNDS
STATEMENT OF EXPENDITURES - APPROPRIATIONS
BUDGETARY (LEGAL) BASIS
FOR THE YEAR ENDED JUNE 30, 2004**

| | <u>JULY 1, 2003 CONTINUING APPROPRIATION AUTHORITY</u> | <u>GENERAL APPROPRIATIONS</u> | <u>CAPITAL OUTLAY APPROPRIATIONS</u> |
|---|--|-----------------------------------|--|
| ATTORNEY GENERAL | | | |
| CONSUMER FRAUD REVOLVING FUND | | | |
| Operating Lump Sum Appropriation | \$ 0 | \$ 1,855,500 | \$ 0 |
| Administrative Adjustments | 0 | 0 | 0 |
| TOTAL ATTORNEY GENERAL CONSUMER FRAUD REVOLVING FUND | <u>\$ 0</u> | <u>\$ 1,855,500</u> | <u>\$ 0</u> |
| ATTORNEY GENERAL | | | |
| ANTITRUST ENFORCEMENT REVOLVING FUND | | | |
| Operating Lump Sum Appropriation | \$ 0 | \$ 402,000 | \$ 0 |
| Administrative Adjustments | 0 | 0 | 0 |
| TOTAL ATTORNEY GENERAL ANTITRUST ENFORCEMENT REVOLVING FUND | <u>\$ 0</u> | <u>\$ 402,000</u> | <u>\$ 0</u> |
| ATTORNEY GENERAL | | | |
| COLLECTION ENFORCEMENT REVOLVING FUND | | | |
| Operating Lump Sum Appropriation FY03 - 04 | \$ 0 | \$ 3,769,500 | \$ 0 |
| Administrative Adjustments | 0 | 0 | 0 |
| TOTAL ATTORNEY GENERAL COLLECTION ENFORCEMENT REVOLVING FUND | <u>\$ 0</u> | <u>\$ 3,769,500</u> | <u>\$ 0</u> |
| DEPARTMENT OF COMMERCE | | | |
| CEDC FUND | | | |
| Operating Lump Sum Appropriation | \$ 0 | \$ 611,800 | \$ 0 |
| Advertising and Promotion | 0 | 659,200 | 0 |
| Economic Development Matching Funds | 0 | 104,000 | 0 |
| International Trade Offices | 0 | 968,200 | 0 |
| Main Street | 0 | 130,000 | 0 |
| Minority and Women Owned Business | 0 | 104,500 | 0 |
| National Law Center/Free Trade | 0 | 200,000 | 0 |
| REDI Matching Grants | 0 | 45,000 | 0 |
| Small Business Advocate | 0 | 103,700 | 0 |
| Lottery 1989 | 5,001 | 0 | 0 |
| Arizona Sonora Economic Development Study | 10,000 | 0 | 0 |
| Williams Gateway Airport Authority | 4,000,000 | 0 | 0 |
| Administrative Adjustments | 0 | 0 | 0 |
| TOTAL DEPARTMENT OF COMMERCE CEDC FUND | <u>\$ 4,015,001</u> | <u>\$ 2,926,400</u> | <u>\$ 0</u> |
| DEPARTMENT OF COMMERCE | | | |
| LOTTERY FUND | | | |
| CEDC Commission | \$ 0 | \$ 248,200 | \$ 0 |
| TOTAL DEPARTMENT OF COMMERCE LOTTERY FUND | <u>\$ 0</u> | <u>\$ 248,200</u> | <u>\$ 0</u> |

| SUPPLEMENTAL APPROPRIATIONS MID-YEAR REVERSIONS AND ADJUSTMENTS | NET APPROPRIATIONS | EXPENDITURES | LAPSED APPROPRIATION AUTHORITY | JUNE 30, 2004 CONTINUING APPROPRIATION AUTHORITY |
|---|-----------------------|---------------------|--------------------------------------|---|
| \$ 0 | \$ 1,855,500 | \$ 1,426,906 | \$ 428,594 | \$ 0 |
| 2,478 | 2,478 | 2,478 | 0 | 0 |
| <u>\$ 2,478</u> | <u>\$ 1,857,978</u> | <u>\$ 1,429,384</u> | <u>\$ 428,594</u> | <u>\$ 0</u> |
| \$ 0 | \$ 402,000 | \$ 342,917 | \$ 59,083 | \$ 0 |
| 174 | 174 | 174 | 0 | 0 |
| <u>\$ 174</u> | <u>\$ 402,174</u> | <u>\$ 343,091</u> | <u>\$ 59,083</u> | <u>\$ 0</u> |
| \$ 0 | \$ 3,769,500 | \$ 3,315,226 | \$ 454,274 | \$ 0 |
| 3,355 | 3,355 | 3,355 | 0 | 0 |
| <u>\$ 3,355</u> | <u>\$ 3,772,855</u> | <u>\$ 3,318,581</u> | <u>\$ 454,274</u> | <u>\$ 0</u> |
| \$ 0 | \$ 611,800 | \$ 531,235 | \$ 80,565 | \$ 0 |
| 0 | 659,200 | 490,357 | 168,843 | 0 |
| 0 | 104,000 | 49,278 | 54,722 | 0 |
| 0 | 968,200 | 843,396 | 124,804 | 0 |
| 0 | 130,000 | 107,273 | 22,727 | 0 |
| 0 | 104,500 | 89,485 | 15,015 | 0 |
| 0 | 200,000 | 200,000 | 0 | 0 |
| 0 | 45,000 | 44,289 | 711 | 0 |
| 0 | 103,700 | 100,254 | 3,446 | 0 |
| 0 | 5,001 | 0 | 0 | 5,001 |
| 0 | 10,000 | 0 | 0 | 10,000 |
| 0 | 4,000,000 | 0 | 0 | 4,000,000 |
| 207,433 | 207,433 | 207,433 | 0 | 0 |
| <u>\$ 207,433</u> | <u>\$ 7,148,834</u> | <u>\$ 2,663,000</u> | <u>\$ 470,833</u> | <u>\$ 4,015,001</u> |
| \$ 0 | \$ 248,200 | \$ 240,524 | \$ 7,676 | \$ 0 |
| <u>\$ 0</u> | <u>\$ 248,200</u> | <u>\$ 240,524</u> | <u>\$ 7,676</u> | <u>\$ 0</u> |

See accompanying notes to financial statements

**STATE OF ARIZONA
SPECIAL REVENUE FUNDS
STATEMENT OF EXPENDITURES - APPROPRIATIONS
BUDGETARY (LEGAL) BASIS
FOR THE YEAR ENDED JUNE 30, 2004**

| | <u>JULY 1, 2003 CONTINUING APPROPRIATION AUTHORITY</u> | <u>GENERAL APPROPRIATIONS</u> | <u>CAPITAL OUTLAY APPROPRIATIONS</u> |
|--|--|-----------------------------------|--|
| DEPARTMENT OF COMMERCE | | | |
| OIL OVERCHARGE FUND | | | |
| Oil Overcharge Administration | \$ 0 | \$ 156,400 | \$ 0 |
| TOTAL DEPARTMENT OF COMMERCE OIL OVERCHARGE FUND | <u>\$ 0</u> | <u>\$ 156,400</u> | <u>\$ 0</u> |
| SUPREME COURT | | | |
| CORRECTIONS FUND | | | |
| Drug Study | \$ 38,514 | \$ 0 | \$ 0 |
| TOTAL SUPREME COURT CORRECTIONS FUND | <u>\$ 38,514</u> | <u>\$ 0</u> | <u>\$ 0</u> |
| SUPREME COURT | | | |
| CONFIDENTIAL INTERMEDIARY AND PRIVATE FIDUCIARY FUND | | | |
| Operating Lump Sum Appropriation | \$ 0 | \$ 428,300 | \$ 0 |
| Private Fiduciary | 88,146 | 0 | 0 |
| Confidential Intermediary FY02 - 03 | 384,095 | 0 | 0 |
| Confidential Intermediary FY01 - 02 | 183,276 | 0 | 0 |
| Confidential Intermediary FY00 - 01 | 7,688 | 0 | 0 |
| TOTAL SUPREME COURT CONFIDENTIAL INTERMEDIARY AND PRIVATE FIDUCIARY FUND | <u>\$ 663,205</u> | <u>\$ 428,300</u> | <u>\$ 0</u> |
| SUPREME COURT | | | |
| COURT APPOINTED SPECIAL ADVOCATE FUND | | | |
| Court Appointed Special Advocate | \$ 0 | \$ 2,652,700 | \$ 0 |
| Foster Care Review Board | 0 | 750,000 | 0 |
| Model Court | 0 | 0 | 0 |
| Administrative Adjustments | 0 | 0 | 0 |
| TOTAL SUPREME COURT COURT APPOINTED SPECIAL ADVOCATE FUND | <u>\$ 0</u> | <u>\$ 3,402,700</u> | <u>\$ 0</u> |
| SUPREME COURT | | | |
| CRIMINAL JUSTICE ENHANCEMENT FUND | | | |
| Case Processing - State Aid | \$ 0 | \$ 3,031,100 | \$ 0 |
| Community Punishment | 0 | 1,830,400 | 0 |
| Juvenile Crime Reduction | 0 | 5,136,100 | 0 |
| Administrative Adjustments | 0 | 0 | 0 |
| TOTAL SUPREME COURT CRIMINAL JUSTICE ENHANCEMENT FUND | <u>\$ 0</u> | <u>\$ 9,997,600</u> | <u>\$ 0</u> |
| SUPREME COURT | | | |
| STATE AID TO THE COURTS FUND | | | |
| State Aid to the Courts | \$ 0 | \$ 1,840,100 | \$ 0 |
| Administrative Adjustments | 0 | 0 | 0 |
| TOTAL SUPREME COURT STATE AID TO THE COURTS FUND | <u>\$ 0</u> | <u>\$ 1,840,100</u> | <u>\$ 0</u> |

| SUPPLEMENTAL APPROPRIATIONS MID-YEAR REVERSIONS AND ADJUSTMENTS | NET APPROPRIATIONS | EXPENDITURES | LAPSED APPROPRIATION AUTHORITY | JUNE 30, 2004 CONTINUING APPROPRIATION AUTHORITY |
|---|-----------------------|---------------------|--------------------------------------|---|
| \$ 0 | \$ 156,400 | \$ 115,830 | \$ 40,570 | \$ 0 |
| <u>\$ 0</u> | <u>\$ 156,400</u> | <u>\$ 115,830</u> | <u>\$ 40,570</u> | <u>\$ 0</u> |
| \$ 0 | \$ 38,514 | \$ 0 | \$ 0 | \$ 38,514 |
| <u>\$ 0</u> | <u>\$ 38,514</u> | <u>\$ 0</u> | <u>\$ 0</u> | <u>\$ 38,514</u> |
| \$ 0 | \$ 428,300 | \$ 10,746 | \$ 417,554 | \$ 0 |
| 0 | 88,146 | 88,146 | 0 | 0 |
| 0 | 384,095 | 87,019 | 0 | 297,076 |
| 0 | 183,276 | 130,463 | 0 | 52,813 |
| 0 | 7,688 | 7,688 | 0 | 0 |
| <u>\$ 0</u> | <u>\$ 1,091,505</u> | <u>\$ 324,062</u> | <u>\$ 417,554</u> | <u>\$ 349,889</u> |
| \$ 0 | \$ 2,652,700 | \$ 2,458,820 | \$ 193,880 | \$ 0 |
| (465,100) | 284,900 | 282,643 | 2,257 | 0 |
| 465,100 | 465,100 | 465,100 | 0 | 0 |
| 1,572 | 1,572 | 1,572 | 0 | 0 |
| <u>\$ 1,572</u> | <u>\$ 3,404,272</u> | <u>\$ 3,208,135</u> | <u>\$ 196,137</u> | <u>\$ 0</u> |
| \$ 0 | \$ 3,031,100 | \$ 1,667,035 | \$ 1,364,065 | \$ 0 |
| 0 | 1,830,400 | 600,000 | 1,230,400 | 0 |
| 0 | 5,136,100 | 2,949,497 | 2,186,603 | 0 |
| 13,552 | 13,552 | 13,303 | 249 | 0 |
| <u>\$ 13,552</u> | <u>\$ 10,011,152</u> | <u>\$ 5,229,835</u> | <u>\$ 4,781,317</u> | <u>\$ 0</u> |
| \$ 0 | \$ 1,840,100 | \$ 1,800,108 | \$ 39,992 | \$ 0 |
| 366,304 | 366,304 | 366,304 | 0 | 0 |
| <u>\$ 366,304</u> | <u>\$ 2,206,404</u> | <u>\$ 2,166,412</u> | <u>\$ 39,992</u> | <u>\$ 0</u> |

See accompanying notes to financial statements

**STATE OF ARIZONA
SPECIAL REVENUE FUNDS
STATEMENT OF EXPENDITURES - APPROPRIATIONS
BUDGETARY (LEGAL) BASIS
FOR THE YEAR ENDED JUNE 30, 2004**

| | <u>JULY 1, 2003 CONTINUING APPROPRIATION AUTHORITY</u> | <u>GENERAL APPROPRIATIONS</u> | <u>CAPITAL OUTLAY APPROPRIATIONS</u> |
|---|--|-----------------------------------|--|
| SUPREME COURT | | | |
| JUDICIAL COLLECTION ENHANCEMENT FUND | | | |
| Operating Lump Sum Appropriation | \$ 0 | \$ 4,803,200 | \$ 0 |
| Case Processing - Automation | 0 | 9,888,600 | 0 |
| Administrative Adjustments | 0 | 0 | 0 |
| TOTAL SUPREME COURT JUDICIAL COLLECTION ENHANCEMENT FUND | <u>\$ 0</u> | <u>\$ 14,691,800</u> | <u>\$ 0</u> |
| SUPREME COURT | | | |
| DEFENSIVE DRIVING SCHOOL FUND | | | |
| Operating Lump Sum Appropriation | \$ 0 | \$ 623,900 | \$ 0 |
| Case Processing - Automation | 0 | 4,601,400 | 0 |
| Administrative Adjustments | 0 | 0 | 0 |
| TOTAL SUPREME COURT DEFENSIVE DRIVING SCHOOL FUND | <u>\$ 0</u> | <u>\$ 5,225,300</u> | <u>\$ 0</u> |
| DEPARTMENT OF REVENUE | | | |
| TOBACCO TAX AND HEALTH CARE FUND | | | |
| Operating Lump Sum Appropriation | \$ 0 | \$ 435,400 | \$ 0 |
| Administrative Adjustments | 0 | 0 | 0 |
| TOTAL DEPARTMENT OF REVENUE TOBACCO TAX AND HEALTH CARE FUND | <u>\$ 0</u> | <u>\$ 435,400</u> | <u>\$ 0</u> |
| DEPARTMENT OF HOUSING DEVELOPMENT | | | |
| HOUSING TRUST FUND | | | |
| Operating Lump Sum Appropriation | \$ 0 | \$ 432,200 | \$ 0 |
| TOTAL DEPARTMENT OF HOUSING DEVELOPMENT HOUSING TRUST FUND | <u>\$ 0</u> | <u>\$ 432,200</u> | <u>\$ 0</u> |
| DEPARTMENT OF TOURISM | | | |
| TOURISM FUND | | | |
| Operating Lump Sum Appropriation | \$ 0 | \$ 9,000,000 | \$ 0 |
| Administrative Adjustments | 0 | 0 | 0 |
| TOTAL DEPARTMENT OF TOURISM TOURISM FUND | <u>\$ 0</u> | <u>\$ 9,000,000</u> | <u>\$ 0</u> |
| TOTAL GENERAL GOVERNMENT | <u>\$ 8,073,754</u> | <u>\$ 62,113,800</u> | <u>\$ 0</u> |
| HEALTH AND WELFARE | | | |
| ARIZONA HEALTH CARE COST CONTAINMENT SYSTEM | | | |
| CHILDREN'S HEALTH INSURANCE PROGRAM FUND | | | |
| Children's Health Insurance Program - Services | \$ 0 | \$ 51,210,600 | \$ 0 |
| Children's Health Insurance Program - Parents | 0 | 30,939,600 | 0 |

| SUPPLEMENTAL APPROPRIATIONS MID-YEAR REVERSIONS AND ADJUSTMENTS | NET APPROPRIATIONS | EXPENDITURES | LAPSED APPROPRIATION AUTHORITY | JUNE 30, 2004 CONTINUING APPROPRIATION AUTHORITY |
|---|-----------------------|----------------------|--------------------------------------|---|
| \$ 2,400,000 | \$ 7,203,200 | \$ 6,522,148 | \$ 681,052 | \$ 0 |
| (2,400,000) | 7,488,600 | 6,338,724 | 1,149,876 | 0 |
| 132,326 | 132,326 | (13,521) | 145,847 | 0 |
| <u>\$ 132,326</u> | <u>\$ 14,824,126</u> | <u>\$ 12,847,351</u> | <u>\$ 1,976,775</u> | <u>\$ 0</u> |
| | | | | 0 |
| \$ 0 | \$ 623,900 | \$ 350,399 | \$ 273,501 | \$ 0 |
| 0 | 4,601,400 | 1,939,455 | 2,661,945 | 0 |
| 14,419 | 14,419 | 14,419 | 0 | 0 |
| <u>\$ 14,419</u> | <u>\$ 5,239,719</u> | <u>\$ 2,304,273</u> | <u>\$ 2,935,446</u> | <u>\$ 0</u> |
| | | | | |
| \$ 0 | \$ 435,400 | \$ 428,236 | \$ 7,164 | \$ 0 |
| 1,838 | 1,838 | 1,838 | 0 | 0 |
| <u>\$ 1,838</u> | <u>\$ 437,238</u> | <u>\$ 430,074</u> | <u>\$ 7,164</u> | <u>\$ 0</u> |
| | | | | |
| \$ 0 | \$ 432,200 | \$ 432,200 | \$ 0 | \$ 0 |
| <u>\$ 0</u> | <u>\$ 432,200</u> | <u>\$ 432,200</u> | <u>\$ 0</u> | <u>\$ 0</u> |
| | | | | |
| \$ 0 | \$ 9,000,000 | \$ 8,979,409 | \$ 20,591 | \$ 0 |
| 4,732 | 4,732 | 3,664 | 1,068 | 0 |
| <u>\$ 4,732</u> | <u>\$ 9,004,732</u> | <u>\$ 8,983,073</u> | <u>\$ 21,659</u> | <u>\$ 0</u> |
| <u>\$ 809,144</u> | <u>\$ 70,996,698</u> | <u>\$ 53,525,412</u> | <u>\$ 12,318,949</u> | <u>\$ 5,152,337</u> |
| | | | | |
| \$ 3,000,000 | \$ 54,210,600 | \$ 54,210,600 | \$ 0 | \$ 0 |
| (3,000,000) | 27,939,600 | 22,978,437 | 4,961,163 | 0 |

See accompanying notes to financial statements

**STATE OF ARIZONA
SPECIAL REVENUE FUNDS
STATEMENT OF EXPENDITURES - APPROPRIATIONS
BUDGETARY (LEGAL) BASIS
FOR THE YEAR ENDED JUNE 30, 2004**

| | JULY 1, 2003 CONTINUING APPROPRIATION AUTHORITY | GENERAL APPROPRIATIONS | CAPITAL OUTLAY APPROPRIATIONS |
|--|--|-----------------------------------|--|
| Children's Health Insurance Program - Administration | 0 | 4,723,700 | 0 |
| Administrative Adjustments | 0 | 0 | 0 |
| TOTAL ARIZONA HEALTH CARE COST CONTAINMENT SYSTEM | | | |
| CHILDREN'S HEALTH INSURANCE PROGRAM FUND | <u>\$ 0</u> | <u>\$ 86,873,900</u> | <u>\$ 0</u> |
| ARIZONA HEALTH CARE COST CONTAINMENT SYSTEM | | | |
| TOBACCO PRODUCTS TAX FUND | | | |
| Prop 204 Services | \$ 0 | \$ 22,806,151 | \$ 0 |
| Trauma Centers | 0 | 5,000,000 | 0 |
| TOTAL ARIZONA HEALTH CARE COST CONTAINMENT SYSTEM | | | |
| TOBACCO PRODUCTS TAX FUND | <u>\$ 0</u> | <u>\$ 27,806,151</u> | <u>\$ 0</u> |
| ARIZONA HEALTH CARE COST CONTAINMENT SYSTEM | | | |
| TOBACCO TAX AND HEALTH CARE FUND | | | |
| Capitation | \$ 0 | \$ 59,445,900 | \$ 0 |
| Prop 204 Services | 0 | 20,541,100 | 0 |
| TOTAL ARIZONA HEALTH CARE COST CONTAINMENT SYSTEM | | | |
| TOBACCO TAX AND HEALTH CARE FUND | <u>\$ 0</u> | <u>\$ 79,987,000</u> | <u>\$ 0</u> |
| COMMISSION FOR THE DEAF AND THE HARD OF HEARING | | | |
| TELECOMMUNICATION FUND FOR THE DEAF | | | |
| Operating Lump Sum Appropriation | \$ 0 | \$ 5,190,300 | \$ 0 |
| General Fund Transfer 1st Regular Session Chapter 262 | 0 | 1,000,000 | 0 |
| Administrative Adjustments | 0 | 0 | 0 |
| TOTAL COMMISSION FOR THE DEAF AND THE HARD OF HEARING | | | |
| TELECOMMUNICATION FUND FOR THE DEAF | <u>\$ 0</u> | <u>\$ 6,190,300</u> | <u>\$ 0</u> |
| DEPARTMENT OF ECONOMIC SECURITY | | | |
| PUBLIC ASSISTANCE COLLECTIONS | | | |
| ADM Operating Lump Sum Appropriation | \$ 0 | \$ 130,000 | \$ 0 |
| Attorney General Legal Services | 0 | 86,700 | 0 |
| Public Assistance Collections | 0 | 230,100 | 0 |
| Administrative Adjustments | 0 | 0 | 0 |
| TOTAL DEPARTMENT OF ECONOMIC SECURITY PUBLIC ASSISTANCE COLLECTIONS | <u>\$ 0</u> | <u>\$ 446,800</u> | <u>\$ 0</u> |
| DEPARTMENT OF ECONOMIC SECURITY | | | |
| CHILD ABUSE PREVENTION FUND | | | |
| DCYF Child Abuse Prevention | \$ 0 | \$ 815,700 | \$ 0 |
| DCYF Children Services | 0 | 750,000 | 0 |
| Administrative Adjustments | 0 | 0 | 0 |
| TOTAL DEPARTMENT OF ECONOMIC SECURITY CHILD ABUSE PREVENTION FUND | <u>\$ 0</u> | <u>\$ 1,565,700</u> | <u>\$ 0</u> |

| SUPPLEMENTAL APPROPRIATIONS MID-YEAR REVERSIONS AND ADJUSTMENTS | NET APPROPRIATIONS | EXPENDITURES | LAPSED APPROPRIATION AUTHORITY | JUNE 30, 2004 CONTINUING APPROPRIATION AUTHORITY |
|---|-----------------------|----------------------|--------------------------------------|---|
| 0 | 4,723,700 | 4,505,560 | 218,140 | 0 |
| 59,895 | 59,895 | 59,895 | 0 | 0 |
| <u>\$ 59,895</u> | <u>\$ 86,933,795</u> | <u>\$ 81,754,492</u> | <u>\$ 5,179,303</u> | <u>\$ 0</u> |
| \$ 0 | \$ 22,806,151 | \$ 22,806,151 | \$ 0 | \$ 0 |
| 0 | 5,000,000 | 5,000,000 | 0 | 0 |
| <u>\$ 0</u> | <u>\$ 27,806,151</u> | <u>\$ 27,806,151</u> | <u>\$ 0</u> | <u>\$ 0</u> |
| \$ 0 | \$ 59,445,900 | \$ 59,445,900 | \$ 0 | \$ 0 |
| 0 | 20,541,100 | 17,318,849 | 3,222,251 | 0 |
| <u>\$ 0</u> | <u>\$ 79,987,000</u> | <u>\$ 76,764,749</u> | <u>\$ 3,222,251</u> | <u>\$ 0</u> |
| \$ 0 | \$ 5,190,300 | \$ 4,859,343 | \$ 330,957 | \$ 0 |
| 0 | 1,000,000 | 1,000,000 | 0 | 0 |
| 293,749 | 293,749 | 293,749 | 0 | 0 |
| <u>\$ 293,749</u> | <u>\$ 6,484,049</u> | <u>\$ 6,153,092</u> | <u>\$ 330,957</u> | <u>\$ 0</u> |
| \$ 0 | \$ 130,000 | \$ 14,003 | \$ 115,997 | \$ 0 |
| 0 | 86,700 | 38,296 | 48,404 | 0 |
| 0 | 230,100 | 168,138 | 61,962 | 0 |
| 48,787 | 48,787 | 48,787 | 0 | 0 |
| <u>\$ 48,787</u> | <u>\$ 495,587</u> | <u>\$ 269,224</u> | <u>\$ 226,363</u> | <u>\$ 0</u> |
| \$ 0 | \$ 815,700 | \$ 809,252 | \$ 6,448 | \$ 0 |
| 0 | 750,000 | 0 | 750,000 | 0 |
| 21,792 | 21,792 | 21,792 | 0 | 0 |
| <u>\$ 21,792</u> | <u>\$ 1,587,492</u> | <u>\$ 831,044</u> | <u>\$ 756,448</u> | <u>\$ 0</u> |

See accompanying notes to financial statements

**STATE OF ARIZONA
SPECIAL REVENUE FUNDS
STATEMENT OF EXPENDITURES - APPROPRIATIONS
BUDGETARY (LEGAL) BASIS
FOR THE YEAR ENDED JUNE 30, 2004**

| | <u>JULY 1, 2003 CONTINUING APPROPRIATION AUTHORITY</u> | <u>GENERAL APPROPRIATIONS</u> | <u>CAPITAL OUTLAY APPROPRIATIONS</u> |
|---|--|-----------------------------------|--|
| DEPARTMENT OF ECONOMIC SECURITY | | | |
| CHILDREN AND FAMILY SERVICE TRAINING PROGRAM FUND | | | |
| DCYF Operating Lump Sum Appropriation | \$ 0 | \$ 209,600 | \$ 0 |
| TOTAL DEPARTMENT OF ECONOMIC SECURITY CHILDREN AND FAMILY SERVICE TRAINING PROGRAM FUND | <u>\$ 0</u> | <u>\$ 209,600</u> | <u>\$ 0</u> |
| DEPARTMENT OF ECONOMIC SECURITY | | | |
| DOMESTIC VIOLENCE SHELTER FUND | | | |
| DACS Domestic Violence Prevention | \$ 0 | \$ 1,700,000 | \$ 0 |
| TOTAL DEPARTMENT OF ECONOMIC SECURITY DOMESTIC VIOLENCE SHELTER FUND | <u>\$ 0</u> | <u>\$ 1,700,000</u> | <u>\$ 0</u> |
| DEPARTMENT OF ECONOMIC SECURITY | | | |
| SPINAL AND HEAD INJURIES TRUST FUND | | | |
| ADM Operating Lump Sum Appropriation FY03 - 04 | \$ 0 | \$ 86,900 | \$ 0 |
| DERS Operating Lump Sum Appropriation FY03 - 04 | 0 | 478,800 | 0 |
| DERS Independent Living Rehabilitation Services FY03 - 04 | 0 | 1,707,700 | 0 |
| DERS Vocational Rehabilitation Services FY03 - 04 | 0 | 204,700 | 0 |
| Administrative Adjustments | 0 | 0 | 0 |
| TOTAL DEPARTMENT OF ECONOMIC SECURITY SPINAL AND HEAD INJURIES TRUST FUND | <u>\$ 0</u> | <u>\$ 2,478,100</u> | <u>\$ 0</u> |
| DEPARTMENT OF ECONOMIC SECURITY | | | |
| SPECIAL ADMINISTRATION FUND | | | |
| ADM Operating Lump Sum Appropriation | \$ 0 | \$ 544,500 | \$ 0 |
| DERS Operating Lump Sum Appropriation | 0 | 85,000 | 0 |
| Jobs | 0 | 1,500,000 | 0 |
| Administrative Adjustments | 0 | 0 | 0 |
| TOTAL DEPARTMENT OF ECONOMIC SECURITY SPECIAL ADMINISTRATION FUND | <u>\$ 0</u> | <u>\$ 2,129,500</u> | <u>\$ 0</u> |
| DEPARTMENT OF ECONOMIC SECURITY | | | |
| UTILITY ASSISTANCE FUND | | | |
| DACS Community and Emergency Services | \$ 0 | \$ 500,000 | \$ 0 |
| TOTAL DEPARTMENT OF ECONOMIC SECURITY UTILITY ASSISTANCE FUND | <u>\$ 0</u> | <u>\$ 500,000</u> | <u>\$ 0</u> |
| DEPARTMENT OF ENVIRONMENTAL QUALITY | | | |
| WATER QUALITY ASSURANCE REVOLVING FUND | | | |
| General Fund Transfer 1st Regular Session Chapter 262 | \$ 0 | \$ 5,000,000 | \$ 0 |
| TOTAL DEPARTMENT OF ENVIRONMENTAL QUALITY WATER QUALITY ASSURANCE REVOLVING FUND | <u>\$ 0</u> | <u>\$ 5,000,000</u> | <u>\$ 0</u> |
| DEPARTMENT OF ENVIRONMENTAL QUALITY | | | |
| AIR QUALITY FUND | | | |
| Department of Administration Travel Reduction Transfer | \$ 0 | \$ 0 | \$ 0 |
| Air Quality Program FY03 - 04 | 0 | 4,496,000 | 0 |

| SUPPLEMENTAL APPROPRIATIONS MID-YEAR REVERSIONS AND ADJUSTMENTS | NET APPROPRIATIONS | EXPENDITURES | LAPSED APPROPRIATION AUTHORITY | JUNE 30, 2004 CONTINUING APPROPRIATION AUTHORITY |
|---|-----------------------|---------------------|--------------------------------------|---|
| \$ 0 | \$ 209,600 | \$ 50,719 | \$ 158,881 | \$ 0 |
| <u>\$ 0</u> | <u>\$ 209,600</u> | <u>\$ 50,719</u> | <u>\$ 158,881</u> | <u>\$ 0</u> |
| \$ 0 | \$ 1,700,000 | \$ 1,571,000 | \$ 129,000 | \$ 0 |
| <u>\$ 0</u> | <u>\$ 1,700,000</u> | <u>\$ 1,571,000</u> | <u>\$ 129,000</u> | <u>\$ 0</u> |
| \$ 0 | \$ 86,900 | \$ 0 | \$ 86,900 | \$ 0 |
| 0 | 478,800 | 430,146 | 48,654 | 0 |
| 0 | 1,707,700 | 973,031 | 734,669 | 0 |
| 0 | 204,700 | 169,130 | 35,570 | 0 |
| 316,569 | 316,569 | 316,569 | 0 | 0 |
| <u>\$ 316,569</u> | <u>\$ 2,794,669</u> | <u>\$ 1,888,876</u> | <u>\$ 905,793</u> | <u>\$ 0</u> |
| \$ 0 | \$ 544,500 | \$ (17,319) | \$ 561,819 | \$ 0 |
| 0 | 85,000 | 7,043 | 77,957 | 0 |
| 0 | 1,500,000 | 630,000 | 870,000 | 0 |
| 351,587 | 351,587 | 351,587 | 0 | 0 |
| <u>\$ 351,587</u> | <u>\$ 2,481,087</u> | <u>\$ 971,311</u> | <u>\$ 1,509,776</u> | <u>\$ 0</u> |
| \$ 0 | \$ 500,000 | \$ 323,535 | \$ 176,465 | \$ 0 |
| <u>\$ 0</u> | <u>\$ 500,000</u> | <u>\$ 323,535</u> | <u>\$ 176,465</u> | <u>\$ 0</u> |
| \$ 0 | \$ 5,000,000 | \$ 5,000,000 | \$ 0 | \$ 0 |
| <u>\$ 0</u> | <u>\$ 5,000,000</u> | <u>\$ 5,000,000</u> | <u>\$ 0</u> | <u>\$ 0</u> |
| \$ 400,000 | \$ 400,000 | \$ 400,000 | \$ 0 | \$ 0 |
| 0 | 4,496,000 | 3,318,067 | 1,177,933 | 0 |

See accompanying notes to financial statements

**STATE OF ARIZONA
SPECIAL REVENUE FUNDS
STATEMENT OF EXPENDITURES - APPROPRIATIONS
BUDGETARY (LEGAL) BASIS
FOR THE YEAR ENDED JUNE 30, 2004**

| | JULY 1, 2003 CONTINUING APPROPRIATION AUTHORITY | GENERAL APPROPRIATIONS | CAPITAL OUTLAY APPROPRIATIONS |
|--|--|-----------------------------------|--|
| Air Quality Program FY02 - 03 | 196,989 | 0 | 0 |
| Air Quality Program FY01 - 02 | 225,000 | 0 | 0 |
| Emissions Cap and Trading Program FY02 - 03 | 292,977 | 0 | 0 |
| Emissions Cap and Trading Program FY01 - 02 | 110,010 | 0 | 0 |
| Pima County Air Quality Program | 0 | 165,000 | 0 |
| Political Subdivisions Assistance | 40,526 | 0 | 0 |
| Roadside Diesel Emissions Testing Program FY02 - 03 | 200,000 | 0 | 0 |
| Roadside Diesel Emissions Testing Program FY01 - 02 | 200,000 | 0 | 0 |
| Visibility Index Development FY02 - 03 | 272,563 | 0 | 0 |
| Visibility Index Development FY01 - 02 | 80,589 | 0 | 0 |
| General Fund Transfer 1st Regular Session Chapter 263 | 0 | 0 | 0 |
| Administrative Adjustments | 0 | 0 | 0 |
| TOTAL DEPARTMENT OF ENVIRONMENTAL QUALITY AIR QUALITY FUND | \$ 1,618,654 | \$ 4,661,000 | \$ 0 |
| DEPARTMENT OF ENVIRONMENTAL QUALITY | | | |
| RECYCLING FUND | | | |
| Solid Waste Program | \$ 0 | \$ 2,091,100 | \$ 0 |
| Administrative Adjustments | 0 | 0 | 0 |
| TOTAL DEPARTMENT OF ENVIRONMENTAL QUALITY RECYCLING FUND | \$ 0 | \$ 2,091,100 | \$ 0 |
| DEPARTMENT OF ENVIRONMENTAL QUALITY | | | |
| SOLID WASTE FEE FUND | | | |
| Waste Tire Program | \$ 0 | \$ 202,000 | \$ 0 |
| Solid Waste Program | 0 | 1,092,800 | 0 |
| Administrative Adjustments | 0 | 0 | 0 |
| TOTAL DEPARTMENT OF ENVIRONMENTAL QUALITY SOLID WASTE FEE FUND | \$ 0 | \$ 1,294,800 | \$ 0 |
| DEPARTMENT OF ENVIRONMENTAL QUALITY | | | |
| EMISSIONS INSPECTION FUND | | | |
| Emissions Control - Contractor Payments | \$ 0 | \$ 31,739,600 | \$ 0 |
| Emissions Control Program - Administration | 0 | 3,953,500 | 0 |
| Administrative Adjustments | 0 | 0 | 0 |
| TOTAL DEPARTMENT OF ENVIRONMENTAL QUALITY EMISSIONS INSPECTION FUND | \$ 0 | \$ 35,693,100 | \$ 0 |
| DEPARTMENT OF ENVIRONMENTAL QUALITY | | | |
| HAZARDOUS WASTE MANAGEMENT FUND | | | |
| Hazardous Waste Program | \$ 0 | \$ 695,600 | \$ 0 |
| Hazardous Waste Reserve FY95 - 96 | 29,273 | 0 | 0 |
| Hazardous Waste Reserve FY94 - 95 | 64,000 | 0 | 0 |
| Administrative Adjustments | 0 | 0 | 0 |
| TOTAL DEPARTMENT OF ENVIRONMENTAL QUALITY HAZARDOUS WASTE MANAGEMENT FUND | \$ 93,273 | \$ 695,600 | \$ 0 |

| SUPPLEMENTAL APPROPRIATIONS MID-YEAR REVERSIONS AND ADJUSTMENTS | NET APPROPRIATIONS | EXPENDITURES | LAPSED APPROPRIATION AUTHORITY | JUNE 30, 2004 CONTINUING APPROPRIATION AUTHORITY |
|---|-----------------------|----------------------|--------------------------------------|---|
| 0 | 196,989 | 14,538 | 0 | 182,451 |
| 0 | 225,000 | 10,948 | 0 | 214,052 |
| 0 | 292,977 | 26,396 | 0 | 266,581 |
| 0 | 110,010 | 39,434 | 0 | 70,576 |
| 0 | 165,000 | 165,000 | 0 | 0 |
| 0 | 40,526 | 22,026 | 0 | 18,500 |
| 0 | 200,000 | 0 | 0 | 200,000 |
| 0 | 200,000 | 0 | 0 | 200,000 |
| 0 | 272,563 | 151,439 | 0 | 121,124 |
| 0 | 80,589 | 0 | 0 | 80,589 |
| 11,700,000 | 11,700,000 | 11,700,000 | 0 | 0 |
| 499,496 | 499,496 | 499,496 | 0 | 0 |
| <u>\$ 12,599,496</u> | <u>\$ 18,879,150</u> | <u>\$ 16,347,344</u> | <u>\$ 1,177,933</u> | <u>\$ 1,353,873</u> |
| \$ 0 | \$ 2,091,100 | \$ 1,254,235 | \$ 836,865 | \$ 0 |
| 177,702 | 177,702 | 177,702 | 0 | 0 |
| <u>\$ 177,702</u> | <u>\$ 2,268,802</u> | <u>\$ 1,431,937</u> | <u>\$ 836,865</u> | <u>\$ 0</u> |
| \$ 0 | \$ 202,000 | \$ 37,984 | \$ 164,016 | \$ 0 |
| 0 | 1,092,800 | 482,609 | 610,191 | 0 |
| 1,432 | 1,432 | 1,432 | 0 | 0 |
| <u>\$ 1,432</u> | <u>\$ 1,296,232</u> | <u>\$ 522,025</u> | <u>\$ 774,207</u> | <u>\$ 0</u> |
| \$ 0 | \$ 31,739,600 | \$ 27,671,295 | \$ 4,068,305 | \$ 0 |
| 0 | 3,953,500 | 2,354,423 | 1,599,077 | 0 |
| 16,116 | 16,116 | 16,116 | 0 | 0 |
| <u>\$ 16,116</u> | <u>\$ 35,709,216</u> | <u>\$ 30,041,834</u> | <u>\$ 5,667,382</u> | <u>\$ 0</u> |
| \$ 0 | \$ 695,600 | \$ 276,385 | \$ 419,215 | \$ 0 |
| 0 | 29,273 | 0 | 0 | 29,273 |
| 0 | 64,000 | 0 | 0 | 64,000 |
| 3,068 | 3,068 | 3,068 | 0 | 0 |
| <u>\$ 3,068</u> | <u>\$ 791,941</u> | <u>\$ 279,453</u> | <u>\$ 419,215</u> | <u>\$ 93,273</u> |

See accompanying notes to financial statements

STATE OF ARIZONA
SPECIAL REVENUE FUNDS
STATEMENT OF EXPENDITURES - APPROPRIATIONS
BUDGETARY (LEGAL) BASIS
FOR THE YEAR ENDED JUNE 30, 2004

| | JULY 1, 2003 CONTINUING APPROPRIATION AUTHORITY | GENERAL APPROPRIATIONS | CAPITAL OUTLAY APPROPRIATIONS |
|--|--|---------------------------|----------------------------------|
| DEPARTMENT OF ENVIRONMENTAL QUALITY | | | |
| USED OIL FUND | | | |
| Solid Waste Program | \$ 0 | \$ 130,900 | \$ 0 |
| Administrative Adjustments | 0 | 0 | 0 |
| TOTAL DEPARTMENT OF ENVIRONMENTAL QUALITY USED OIL FUND | <u>\$ 0</u> | <u>\$ 130,900</u> | <u>\$ 0</u> |
| DEPARTMENT OF ENVIRONMENTAL QUALITY | | | |
| UNDERGROUND STORAGE TANK REVOLVING FUND | | | |
| UST Assurance Acct - Policy Comm FY03 - 04 | \$ 0 | \$ 22,000 | \$ 0 |
| UST Assurance Acct - Policy Comm FY00 - 01 | 274 | 0 | 0 |
| UST Assurance Acct - Policy Comm FY99 - 00 | 18,857 | 0 | 0 |
| UST Assurance Technical Appeals Panel FY00 - 01 | 7,500 | 0 | 0 |
| Administrative Adjustments | 0 | 0 | 0 |
| TOTAL DEPARTMENT OF ENVIRONMENTAL QUALITY UNDERGROUND STORAGE TANK REVOLVING FUND | <u>\$ 26,631</u> | <u>\$ 22,000</u> | <u>\$ 0</u> |
| DEPARTMENT OF ENVIRONMENTAL QUALITY | | | |
| WATER QUALITY FEE FUND | | | |
| Water Quality Program | \$ 0 | \$ 3,736,900 | \$ 0 |
| Administrative Adjustments | 0 | 0 | 0 |
| TOTAL DEPARTMENT OF ENVIRONMENTAL QUALITY WATER QUALITY FEE FUND | <u>\$ 0</u> | <u>\$ 3,736,900</u> | <u>\$ 0</u> |
| DEPARTMENT OF ENVIRONMENTAL QUALITY | | | |
| VOLUNTARY VEHICLE REPAIR AND RETROFIT PROGRAM FUND | | | |
| Air Permits Administration Program | \$ 0 | \$ 5,384,700 | \$ 0 |
| Administrative Adjustments | 0 | 0 | 0 |
| TOTAL DEPARTMENT OF ENVIRONMENTAL QUALITY VOLUNTARY VEHICLE REPAIR AND RETROFIT PROGRAM FUND | <u>\$ 0</u> | <u>\$ 5,384,700</u> | <u>\$ 0</u> |
| DEPARTMENT OF ENVIRONMENTAL QUALITY | | | |
| INDIRECT COST FUND | | | |
| Operating Lump Sum Appropriation | \$ 0 | \$ 11,666,900 | \$ 0 |
| Administrative Adjustments | 0 | 0 | 0 |
| TOTAL DEPARTMENT OF ENVIRONMENTAL QUALITY INDIRECT COST FUND | <u>\$ 0</u> | <u>\$ 11,666,900</u> | <u>\$ 0</u> |
| DEPARTMENT OF HEALTH SERVICES | | | |
| EMERGENCY MEDICAL SERVICES OPERATING FUND | | | |
| Operating Lump Sum Appropriaion | \$ 0 | \$ 29,800 | \$ 0 |
| Attorney General Legal Services | 0 | 30,000 | 0 |
| Trauma Advisory Board | 0 | 250,000 | 0 |
| Emergency Medical Services | 0 | 3,051,100 | 0 |
| High Risk Prenatal Services | 0 | 450,000 | 0 |
| Rural Medical Services | 73,091 | 0 | 0 |

| SUPPLEMENTAL APPROPRIATIONS MID-YEAR REVERSIONS AND ADJUSTMENTS | NET APPROPRIATIONS | EXPENDITURES | LAPSED APPROPRIATION AUTHORITY | JUNE 30, 2004 CONTINUING APPROPRIATION AUTHORITY |
|---|-----------------------|---------------------|--------------------------------------|---|
| \$ 0 | \$ 130,900 | \$ 56,373 | \$ 74,527 | \$ 0 |
| 3,985 | 3,985 | 3,985 | 0 | 0 |
| <u>\$ 3,985</u> | <u>\$ 134,885</u> | <u>\$ 60,358</u> | <u>\$ 74,527</u> | <u>\$ 0</u> |
| \$ 0 | \$ 22,000 | \$ 5,812 | \$ 16,188 | \$ 0 |
| 0 | 274 | 272 | 0 | 2 |
| 0 | 18,857 | 0 | 0 | 18,857 |
| 0 | 7,500 | 0 | 0 | 7,500 |
| 1,073 | 1,073 | 1,073 | 0 | 0 |
| <u>\$ 1,073</u> | <u>\$ 49,704</u> | <u>\$ 7,157</u> | <u>\$ 16,188</u> | <u>\$ 26,359</u> |
| \$ 0 | \$ 3,736,900 | \$ 1,970,031 | \$ 1,766,869 | \$ 0 |
| 13,544 | 13,544 | 13,544 | 0 | 0 |
| <u>\$ 13,544</u> | <u>\$ 3,750,444</u> | <u>\$ 1,983,575</u> | <u>\$ 1,766,869</u> | <u>\$ 0</u> |
| \$ 0 | \$ 5,384,700 | \$ 3,491,625 | \$ 1,893,075 | \$ 0 |
| 24,849 | 24,849 | 24,849 | 0 | 0 |
| <u>\$ 24,849</u> | <u>\$ 5,409,549</u> | <u>\$ 3,516,474</u> | <u>\$ 1,893,075</u> | <u>\$ 0</u> |
| \$ 0 | \$ 11,666,900 | \$ 2,843,800 | \$ 8,823,100 | \$ 0 |
| 88,520 | 88,520 | 88,520 | 0 | 0 |
| <u>\$ 88,520</u> | <u>\$ 11,755,420</u> | <u>\$ 2,932,320</u> | <u>\$ 8,823,100</u> | <u>\$ 0</u> |
| \$ 0 | \$ 29,800 | \$ 12,700 | \$ 17,100 | \$ 0 |
| 0 | 30,000 | 30,000 | 0 | 0 |
| 0 | 250,000 | 122,857 | 127,143 | 0 |
| 0 | 3,051,100 | 2,509,950 | 541,150 | 0 |
| 0 | 450,000 | 252,139 | 197,861 | 0 |
| 0 | 73,091 | 1,713 | 0 | 71,378 |

See accompanying notes to financial statements

**STATE OF ARIZONA
SPECIAL REVENUE FUNDS
STATEMENT OF EXPENDITURES - APPROPRIATIONS
BUDGETARY (LEGAL) BASIS
FOR THE YEAR ENDED JUNE 30, 2004**

| | JULY 1, 2003 CONTINUING APPROPRIATION AUTHORITY | GENERAL APPROPRIATIONS | CAPITAL OUTLAY APPROPRIATIONS |
|--|--|-----------------------------------|--|
| Central Medical Direction - EMS | 100,000 | 0 | 0 |
| Administrative Adjustments | 0 | 0 | 0 |
| TOTAL DEPARTMENT OF HEALTH SERVICES EMERGENCY MEDICAL SERVICES OPERATING FUND | \$ 173,091 | \$ 3,810,900 | \$ 0 |
| DEPARTMENT OF HEALTH SERVICES | | | |
| CHILD FATALITY REVIEW FUND | | | |
| Child Fatality Review Team | \$ 0 | \$ 100,000 | \$ 0 |
| Administrative Adjustments | 0 | 0 | 0 |
| TOTAL DEPARTMENT OF HEALTH SERVICES CHILD FATALITY REVIEW FUND | \$ 0 | \$ 100,000 | \$ 0 |
| DEPARTMENT OF HEALTH SERVICES | | | |
| NEWBORN SCREENING PROGRAM FUND | | | |
| Newborn Screening Fund - Indirect Costs | \$ 0 | \$ 478,600 | \$ 0 |
| Newborn Screening Program | 0 | 3,239,800 | 0 |
| Administrative Adjustments | 0 | 0 | 0 |
| TOTAL DEPARTMENT OF HEALTH SERVICES NEWBORN SCREENING PROGRAM FUND | \$ 0 | \$ 3,718,400 | \$ 0 |
| DEPARTMENT OF HEALTH SERVICES | | | |
| POISON CONTROL FUND | | | |
| Poison Control Center Funding | \$ 0 | \$ 800,000 | \$ 0 |
| University of Arizona Poison Center | 0 | 1,050,000 | 0 |
| Administrative Adjustments | 0 | 0 | 0 |
| TOTAL DEPARTMENT OF HEALTH SERVICES POISON CONTROL FUND | \$ 0 | \$ 1,850,000 | \$ 0 |
| DEPARTMENT OF HEALTH SERVICES | | | |
| SUBSTANCE ABUSE SERVICES FUND | | | |
| Substance Abuse - Non-Title XIX | \$ 0 | \$ 2,500,000 | \$ 0 |
| TOTAL DEPARTMENT OF HEALTH SERVICES SUBSTANCE ABUSE SERVICES FUND | \$ 0 | \$ 2,500,000 | \$ 0 |
| DEPARTMENT OF HEALTH SERVICES | | | |
| MEDICALLY NEEDY AND MEDICALLY INDIGENT FUND | | | |
| Mental Health Research Institute Grant | \$ 1,845,068 | \$ 0 | \$ 0 |
| TOTAL DEPARTMENT OF HEALTH SERVICES MEDICALLY NEEDY AND MEDICALLY INDIGENT FUND | \$ 1,845,068 | \$ 0 | \$ 0 |
| DEPARTMENT OF HEALTH SERVICES | | | |
| NURSING CARE INSTITUTION RESIDENT PROTECTION REVOLVING FUND | | | |
| Assurance and Licensure | \$ 0 | \$ 38,000 | \$ 0 |
| TOTAL DEPARTMENT OF HEALTH SERVICES NURSING CARE INSTITUTION RESIDENT PROTECTION REVOLVING FUND | \$ 0 | \$ 38,000 | \$ 0 |

| SUPPLEMENTAL APPROPRIATIONS MID-YEAR REVERSIONS AND ADJUSTMENTS | NET APPROPRIATIONS | EXPENDITURES | LAPSED APPROPRIATION AUTHORITY | JUNE 30, 2004 CONTINUING APPROPRIATION AUTHORITY |
|---|-----------------------|---------------------|--------------------------------------|---|
| 0 | 100,000 | 0 | 0 | 100,000 |
| 181,242 | 181,242 | 181,242 | 0 | 0 |
| <u>\$ 181,242</u> | <u>\$ 4,165,233</u> | <u>\$ 3,110,601</u> | <u>\$ 883,254</u> | <u>\$ 171,378</u> |
| \$ 0 | \$ 100,000 | \$ 85,278 | \$ 14,722 | \$ 0 |
| 11,560 | 11,560 | 11,560 | 0 | 0 |
| <u>\$ 11,560</u> | <u>\$ 111,560</u> | <u>\$ 96,838</u> | <u>\$ 14,722</u> | <u>\$ 0</u> |
| \$ 0 | \$ 478,600 | \$ 340,261 | \$ 138,339 | \$ 0 |
| 0 | 3,239,800 | 2,867,964 | 371,836 | 0 |
| 48,779 | 48,779 | 29,582 | 19,197 | 0 |
| <u>\$ 48,779</u> | <u>\$ 3,767,179</u> | <u>\$ 3,237,807</u> | <u>\$ 529,372</u> | <u>\$ 0</u> |
| \$ 0 | \$ 800,000 | \$ 600,000 | \$ 200,000 | \$ 0 |
| 0 | 1,050,000 | 787,500 | 262,500 | 0 |
| 462,500 | 462,500 | 462,500 | 0 | 0 |
| <u>\$ 462,500</u> | <u>\$ 2,312,500</u> | <u>\$ 1,850,000</u> | <u>\$ 462,500</u> | <u>\$ 0</u> |
| <u>\$ 0</u> | <u>\$ 2,500,000</u> | <u>\$ 2,500,000</u> | <u>\$ 0</u> | <u>\$ 0</u> |
| <u>\$ 0</u> | <u>\$ 2,500,000</u> | <u>\$ 2,500,000</u> | <u>\$ 0</u> | <u>\$ 0</u> |
| \$ 0 | \$ 1,845,068 | \$ 360,750 | \$ 0 | \$ 1,484,318 |
| <u>\$ 0</u> | <u>\$ 1,845,068</u> | <u>\$ 360,750</u> | <u>\$ 0</u> | <u>\$ 1,484,318</u> |
| \$ 0 | \$ 38,000 | \$ 2,510 | \$ 35,490 | \$ 0 |
| <u>\$ 0</u> | <u>\$ 38,000</u> | <u>\$ 2,510</u> | <u>\$ 35,490</u> | <u>\$ 0</u> |

See accompanying notes to financial statements

STATE OF ARIZONA
SPECIAL REVENUE FUNDS
STATEMENT OF EXPENDITURES - APPROPRIATIONS
BUDGETARY (LEGAL) BASIS
FOR THE YEAR ENDED JUNE 30, 2004

| | JULY 1, 2003 CONTINUING APPROPRIATION AUTHORITY | GENERAL APPROPRIATIONS | CAPITAL OUTLAY APPROPRIATIONS |
|---|--|---------------------------|----------------------------------|
| DEPARTMENT OF HEALTH SERVICES | | | |
| TOBACCO TAX AND HEALTH CARE FUND | | | |
| Seriously Mentally Ill Non-Title XIX | \$ 0 | \$ 1,200,000 | \$ 0 |
| Seriously Mentally Ill State Match for Title XIX | \$ 0 | \$ 28,224,800 | \$ 0 |
| Administrative Adjustments | 0 | 0 | 0 |
| TOTAL DEPARTMENT OF HEALTH SERVICES TOBACCO TAX AND HEALTH CARE FUND | <u>\$ 0</u> | <u>\$ 29,424,800</u> | <u>\$ 0</u> |
| DEPARTMENT OF HEALTH SERVICES | | | |
| STATE VETERAN'S CONSERVATORSHIP FUND | | | |
| Operating Lump Sum Appropriation | \$ 0 | \$ 565,200 | \$ 0 |
| TOTAL DEPARTMENT OF HEALTH SERVICES STATE VETERAN'S CONSERVATORSHIP FUND | <u>\$ 0</u> | <u>\$ 565,200</u> | <u>\$ 0</u> |
| DEPARTMENT OF HEALTH SERVICES | | | |
| HEALTH RESEARCH FUND | | | |
| Alzheimer Disease Research | \$ 0 | \$ 1,000,000 | \$ 0 |
| TOTAL DEPARTMENT OF HEALTH SERVICES HEALTH RESEARCH FUND | <u>\$ 0</u> | <u>\$ 1,000,000</u> | <u>\$ 0</u> |
| DEPARTMENT OF HEALTH SERVICES | | | |
| ENVIRONMENTAL LABORATORY LICENSURE REVOLVING FUND | | | |
| Public Health - Laboratory Services | \$ 0 | \$ 822,800 | \$ 0 |
| TOTAL DEPARTMENT OF HEALTH SERVICES ENVIRONMENTAL LABORATORY LICENSURE REVOLVING FUND | <u>\$ 0</u> | <u>\$ 822,800</u> | <u>\$ 0</u> |
| DEPARTMENT OF HEALTH SERVICES | | | |
| ARIZONA MEDICAL BOARD FUND | | | |
| Loan Repayment Services | \$ 0 | \$ 100,000 | \$ 0 |
| TOTAL DEPARTMENT OF HEALTH SERVICES ARIZONA MEDICAL BOARD FUND | <u>\$ 0</u> | <u>\$ 100,000</u> | <u>\$ 0</u> |
| TOTAL HEALTH AND WELFARE | <u>\$ 3,756,717</u> | <u>\$ 324,194,151</u> | <u>\$ 0</u> |
| INSPECTION AND REGULATION | | | |
| STATE BOARD OF ACCOUNTANCY | | | |
| BOARD OF ACCOUNTANCY FUND | | | |
| Operating Lump Sum Appropriation | \$ 0 | \$ 2,122,200 | \$ 0 |
| Administrative Adjustments | 0 | 0 | 0 |
| TOTAL STATE BOARD OF ACCOUNTANCY BOARD OF ACCOUNTANCY FUND | <u>\$ 0</u> | <u>\$ 2,122,200</u> | <u>\$ 0</u> |

| SUPPLEMENTAL APPROPRIATIONS MID-YEAR REVERSIONS AND ADJUSTMENTS | NET APPROPRIATIONS | EXPENDITURES | LAPSED APPROPRIATION AUTHORITY | JUNE 30, 2004 CONTINUING APPROPRIATION AUTHORITY |
|---|-----------------------|----------------------|--------------------------------------|---|
| \$ 0 | \$ 1,200,000 | \$ 0 | \$ 1,200,000 | \$ 0 |
| \$ 0 | \$ 28,224,800 | \$ 28,224,800 | \$ 0 | \$ 0 |
| 10,920 | 10,920 | 10,920 | 0 | 0 |
| <u>\$ 10,920</u> | <u>\$ 29,435,720</u> | <u>\$ 28,235,720</u> | <u>\$ 1,200,000</u> | <u>\$ 0</u> |
| | | | | |
| \$ 0 | \$ 565,200 | \$ 561,166 | \$ 4,034 | \$ 0 |
| \$ 0 | \$ 565,200 | \$ 561,166 | \$ 4,034 | \$ 0 |
| <u>\$ 0</u> | <u>\$ 565,200</u> | <u>\$ 561,166</u> | <u>\$ 4,034</u> | <u>\$ 0</u> |
| | | | | |
| \$ 0 | \$ 1,000,000 | \$ 1,000,000 | \$ 0 | \$ 0 |
| \$ 0 | \$ 1,000,000 | \$ 1,000,000 | \$ 0 | \$ 0 |
| <u>\$ 0</u> | <u>\$ 1,000,000</u> | <u>\$ 1,000,000</u> | <u>\$ 0</u> | <u>\$ 0</u> |
| | | | | |
| \$ 0 | \$ 822,800 | \$ 640,096 | \$ 182,704 | \$ 0 |
| \$ 0 | \$ 822,800 | \$ 640,096 | \$ 182,704 | \$ 0 |
| <u>\$ 0</u> | <u>\$ 822,800</u> | <u>\$ 640,096</u> | <u>\$ 182,704</u> | <u>\$ 0</u> |
| | | | | |
| \$ 0 | \$ 100,000 | \$ 67,745 | \$ 32,255 | \$ 0 |
| \$ 0 | \$ 100,000 | \$ 67,745 | \$ 32,255 | \$ 0 |
| <u>\$ 0</u> | <u>\$ 100,000</u> | <u>\$ 67,745</u> | <u>\$ 32,255</u> | <u>\$ 0</u> |
| | | | | |
| \$ 14,737,165 | \$ 342,688,033 | \$ 302,169,903 | \$ 37,388,929 | \$ 3,129,201 |
| | | | | |
| \$ 0 | \$ 2,122,200 | \$ 1,650,511 | \$ 0 | \$ 471,689 |
| 8,198 | 8,198 | 8,198 | 0 | 0 |
| <u>\$ 8,198</u> | <u>\$ 2,130,398</u> | <u>\$ 1,658,709</u> | <u>\$ 0</u> | <u>\$ 471,689</u> |

**STATE OF ARIZONA
SPECIAL REVENUE FUNDS
STATEMENT OF EXPENDITURES - APPROPRIATIONS
BUDGETARY (LEGAL) BASIS
FOR THE YEAR ENDED JUNE 30, 2004**

| | <u>JULY 1, 2003 CONTINUING APPROPRIATION AUTHORITY</u> | <u>GENERAL APPROPRIATIONS</u> | <u>CAPITAL OUTLAY APPROPRIATIONS</u> |
|---|--|-----------------------------------|--|
| ACUPUNCTURE BOARD OF EXAMINERS | | | |
| ACUPUNCTURE BOARD OF EXAMINERS FUND | | | |
| Operating Lump Sum Appropriation | \$ 0 | \$ 75,300 | \$ 0 |
| TOTAL ACUPUNCTURE BOARD OF EXAMINERS ACUPUNCTURE BOARD OF EXAMINERS FUND | <u>\$ 0</u> | <u>\$ 75,300</u> | <u>\$ 0</u> |
| ARIZONA DEPARTMENT OF AGRICULTURE | | | |
| AGRICULTURE CONSULTING AND TRAINING FUND | | | |
| Operating Lump Sum Appropriation | \$ 0 | \$ 63,700 | \$ 0 |
| TOTAL DEPARTMENT OF AGRICULTURE AGRICULTURE CONSULTING AND TRAINING FUND | <u>\$ 0</u> | <u>\$ 63,700</u> | <u>\$ 0</u> |
| ARIZONA DEPARTMENT OF AGRICULTURE | | | |
| AQUACULTURE FUND | | | |
| Operating Lump Sum Appropriation | \$ 0 | \$ 9,200 | \$ 0 |
| Administrative Adjustments | 0 | 0 | 0 |
| TOTAL ARIZONA DEPARTMENT OF AGRICULTURE AQUACULTURE FUND | <u>\$ 0</u> | <u>\$ 9,200</u> | <u>\$ 0</u> |
| ARIZONA DEPARTMENT OF AGRICULTURE | | | |
| CITRUS, FRUIT AND VEGETABLE REVOLVING FUND | | | |
| Operating Lump Sum Appropriation | \$ 0 | \$ 1,008,000 | \$ 0 |
| Administrative Adjustments | 0 | 0 | 0 |
| TOTAL ARIZONA DEPARTMENT OF AGRICULTURE CITRUS, FRUIT AND VEGETABLE REVOLVING FUND | <u>\$ 0</u> | <u>\$ 1,008,000</u> | <u>\$ 0</u> |
| ARIZONA DEPARTMENT OF AGRICULTURE | | | |
| COMMERCIAL FEED FUND | | | |
| Operating Lump Sum Appropriation | \$ 0 | \$ 205,400 | \$ 0 |
| Administrative Adjustments | 0 | 0 | 0 |
| TOTAL ARIZONA DEPARTMENT OF AGRICULTURE COMMERCIAL FEED FUND | <u>\$ 0</u> | <u>\$ 205,400</u> | <u>\$ 0</u> |
| ARIZONA DEPARTMENT OF AGRICULTURE | | | |
| DANGEROUS PLANTS, PESTS AND DISEASES FUND | | | |
| Operating Lump Sum Appropriation | \$ 0 | \$ 21,400 | \$ 0 |
| TOTAL ARIZONA DEPARTMENT OF AGRICULTURE DANGEROUS PLANTS, PESTS AND DISEASES FUND | <u>\$ 0</u> | <u>\$ 21,400</u> | <u>\$ 0</u> |
| ARIZONA DEPARTMENT OF AGRICULTURE | | | |
| EGG INSPECTION FUND | | | |
| Operating Lump Sum Appropriation | \$ 0 | \$ 488,200 | \$ 0 |
| Administrative Adjustments | 0 | 0 | 0 |
| TOTAL ARIZONA DEPARTMENT OF AGRICULTURE EGG INSPECTION FUND | <u>\$ 0</u> | <u>\$ 488,200</u> | <u>\$ 0</u> |

| SUPPLEMENTAL APPROPRIATIONS MID-YEAR REVERSIONS AND ADJUSTMENTS | NET APPROPRIATIONS | EXPENDITURES | LAPSED APPROPRIATION AUTHORITY | JUNE 30, 2004 CONTINUING APPROPRIATION AUTHORITY |
|---|-----------------------|-------------------|--------------------------------------|---|
| \$ 0 | \$ 75,300 | \$ 51,746 | \$ 0 | \$ 23,554 |
| <u>\$ 0</u> | <u>\$ 75,300</u> | <u>\$ 51,746</u> | <u>\$ 0</u> | <u>\$ 23,554</u> |
| \$ 0 | \$ 63,700 | \$ 49,935 | \$ 13,765 | \$ 0 |
| <u>\$ 0</u> | <u>\$ 63,700</u> | <u>\$ 49,935</u> | <u>\$ 13,765</u> | <u>\$ 0</u> |
| \$ 0 | \$ 9,200 | \$ 5,043 | \$ 4,157 | \$ 0 |
| 396 | 396 | 396 | 0 | 0 |
| <u>\$ 396</u> | <u>\$ 9,596</u> | <u>\$ 5,439</u> | <u>\$ 4,157</u> | <u>\$ 0</u> |
| \$ 0 | \$ 1,008,000 | \$ 779,101 | \$ 228,899 | \$ 0 |
| 8,239 | 8,239 | 8,239 | 0 | 0 |
| <u>\$ 8,239</u> | <u>\$ 1,016,239</u> | <u>\$ 787,340</u> | <u>\$ 228,899</u> | <u>\$ 0</u> |
| \$ 0 | \$ 205,400 | \$ 204,926 | \$ 474 | \$ 0 |
| 16 | 16 | 16 | 0 | 0 |
| <u>\$ 16</u> | <u>\$ 205,416</u> | <u>\$ 204,942</u> | <u>\$ 474</u> | <u>\$ 0</u> |
| \$ 0 | \$ 21,400 | \$ 0 | \$ 21,400 | \$ 0 |
| <u>\$ 0</u> | <u>\$ 21,400</u> | <u>\$ 0</u> | <u>\$ 21,400</u> | <u>\$ 0</u> |
| \$ 0 | \$ 488,200 | \$ 454,731 | \$ 33,469 | \$ 0 |
| 9,275 | 9,275 | 9,275 | 0 | 0 |
| <u>\$ 9,275</u> | <u>\$ 497,475</u> | <u>\$ 464,006</u> | <u>\$ 33,469</u> | <u>\$ 0</u> |

See accompanying notes to financial statements

STATE OF ARIZONA
SPECIAL REVENUE FUNDS
STATEMENT OF EXPENDITURES - APPROPRIATIONS
BUDGETARY (LEGAL) BASIS
FOR THE YEAR ENDED JUNE 30, 2004

| | JULY 1, 2003 CONTINUING APPROPRIATION AUTHORITY | GENERAL APPROPRIATIONS | CAPITAL OUTLAY APPROPRIATIONS |
|--|--|---------------------------|----------------------------------|
| ARIZONA DEPARTMENT OF AGRICULTURE | | | |
| FERTILIZER MATERIALS FUND | | | |
| Operating Lump Sum Appropriation | \$ 0 | \$ 257,700 | \$ 0 |
| Administrative Adjustments | 0 | 0 | 0 |
| TOTAL ARIZONA DEPARTMENT OF AGRICULTURE FERTILIZER MATERIALS FUND | <u>\$ 0</u> | <u>\$ 257,700</u> | <u>\$ 0</u> |
| ARIZONA DEPARTMENT OF AGRICULTURE | | | |
| LIVESTOCK CUSTODY FUND | | | |
| Operating Lump Sum Appropriation | \$ 0 | \$ 79,400 | \$ 0 |
| Administrative Adjustments | 0 | 0 | 0 |
| TOTAL ARIZONA DEPARTMENT OF AGRICULTURE LIVESTOCK CUSTODY FUND | <u>\$ 0</u> | <u>\$ 79,400</u> | <u>\$ 0</u> |
| ARIZONA DEPARTMENT OF AGRICULTURE | | | |
| ARIZONA PROTECTED NATIVE PLANT FUND | | | |
| Operating Lump Sum Appropriation | \$ 0 | \$ 249,600 | \$ 0 |
| TOTAL ARIZONA DEPARTMENT OF AGRICULTURE ARIZONA PROTECTED NATIVE PLANT FUND | <u>\$ 0</u> | <u>\$ 249,600</u> | <u>\$ 0</u> |
| ARIZONA DEPARTMENT OF AGRICULTURE | | | |
| RATITE CONTROL FUND | | | |
| Ratite General Fund FY98 - 99 | \$ 71,786 | \$ 0 | \$ 0 |
| TOTAL ARIZONA DEPARTMENT OF AGRICULTURE RATITE CONTROL FUND | <u>\$ 71,786</u> | <u>\$ 0</u> | <u>\$ 0</u> |
| ARIZONA DEPARTMENT OF AGRICULTURE | | | |
| PESTICIDE FUND | | | |
| Operating Lump Sum Appropriation | \$ 0 | \$ 240,000 | \$ 0 |
| Administrative Adjustments | 0 | 0 | 0 |
| TOTAL ARIZONA DEPARTMENT OF AGRICULTURE PESTICIDE FUND | <u>\$ 0</u> | <u>\$ 240,000</u> | <u>\$ 0</u> |
| ARIZONA DEPARTMENT OF AGRICULTURE | | | |
| SEED LAW FUND | | | |
| Operating Lump Sum Appropriation | \$ 0 | \$ 50,900 | \$ 0 |
| TOTAL ARIZONA DEPARTMENT OF AGRICULTURE SEED LAW FUND | <u>\$ 0</u> | <u>\$ 50,900</u> | <u>\$ 0</u> |
| ARIZONA DEPARTMENT OF AGRICULTURE | | | |
| WINE COMMISSION FUND | | | |
| Wine Promotion | \$ 54,858 | \$ 0 | \$ 0 |
| TOTAL ARIZONA DEPARTMENT OF AGRICULTURE WINE COMMISSION FUND | <u>\$ 54,858</u> | <u>\$ 0</u> | <u>\$ 0</u> |

| SUPPLEMENTAL APPROPRIATIONS MID-YEAR REVERSIONS AND ADJUSTMENTS | NET APPROPRIATIONS | EXPENDITURES | LAPSED APPROPRIATION AUTHORITY | JUNE 30, 2004 CONTINUING APPROPRIATION AUTHORITY |
|---|-----------------------|-------------------|--------------------------------------|---|
| \$ 0 | \$ 257,700 | \$ 257,566 | \$ 134 | \$ 0 |
| 16 | 16 | 16 | 0 | 0 |
| <u>\$ 16</u> | <u>\$ 257,716</u> | <u>\$ 257,582</u> | <u>\$ 134</u> | <u>\$ 0</u> |
| \$ 0 | \$ 79,400 | \$ 31,488 | \$ 47,912 | \$ 0 |
| 10,121 | 10,121 | 10,121 | 0 | 0 |
| <u>\$ 10,121</u> | <u>\$ 89,521</u> | <u>\$ 41,609</u> | <u>\$ 47,912</u> | <u>\$ 0</u> |
| \$ 0 | \$ 249,600 | \$ 139,900 | \$ 109,700 | \$ 0 |
| 0 | 249,600 | 139,900 | 109,700 | 0 |
| <u>\$ 0</u> | <u>\$ 249,600</u> | <u>\$ 139,900</u> | <u>\$ 109,700</u> | <u>\$ 0</u> |
| \$ 0 | \$ 71,786 | \$ 0 | \$ 0 | \$ 71,786 |
| 0 | 71,786 | 0 | 0 | 71,786 |
| <u>\$ 0</u> | <u>\$ 71,786</u> | <u>\$ 0</u> | <u>\$ 0</u> | <u>\$ 71,786</u> |
| \$ 0 | \$ 240,000 | \$ 239,189 | \$ 811 | \$ 0 |
| 55 | 55 | 55 | 0 | 0 |
| <u>\$ 55</u> | <u>\$ 240,055</u> | <u>\$ 239,244</u> | <u>\$ 811</u> | <u>\$ 0</u> |
| \$ 0 | \$ 50,900 | \$ 31,452 | \$ 19,448 | \$ 0 |
| 0 | 50,900 | 31,452 | 19,448 | 0 |
| <u>\$ 0</u> | <u>\$ 50,900</u> | <u>\$ 31,452</u> | <u>\$ 19,448</u> | <u>\$ 0</u> |
| \$ 0 | \$ 54,858 | \$ 0 | \$ 0 | \$ 54,858 |
| 0 | 54,858 | 0 | 0 | 54,858 |
| <u>\$ 0</u> | <u>\$ 54,858</u> | <u>\$ 0</u> | <u>\$ 0</u> | <u>\$ 54,858</u> |

STATE OF ARIZONA
SPECIAL REVENUE FUNDS
STATEMENT OF EXPENDITURES - APPROPRIATIONS
BUDGETARY (LEGAL) BASIS
FOR THE YEAR ENDED JUNE 30, 2004

| | <u>JULY 1, 2003 CONTINUING APPROPRIATION AUTHORITY</u> | <u>GENERAL APPROPRIATIONS</u> | <u>CAPITAL OUTLAY APPROPRIATIONS</u> |
|---|--|-----------------------------------|--|
| STATE BOARD OF APPRAISAL | | | |
| BOARD OF APPRAISAL FUND | | | |
| Operating Lump Sum Appropriation | \$ 0 | \$ 483,000 | \$ 0 |
| Payment of FY01 - 02 Expenses | 0 | 1,100 | 0 |
| Administrative Adjustments | 0 | 0 | 0 |
| TOTAL STATE BOARD OF APPRAISAL BOARD OF APPRAISAL FUND | <u>\$ 0</u> | <u>\$ 484,100</u> | <u>\$ 0</u> |
| BOARD OF BARBERS | | | |
| BOARD OF BARBERS FUND | | | |
| Operating Lump Sum Appropriation | \$ 0 | \$ 221,400 | \$ 0 |
| Administrative Adjustments | 0 | 0 | 0 |
| TOTAL BOARD OF BARBERS BOARD OF BARBERS FUND | <u>\$ 0</u> | <u>\$ 221,400</u> | <u>\$ 0</u> |
| BOARD OF BEHAVIORAL HEALTH EXAMINERS | | | |
| BOARD OF BEHAVIORAL HEALTH EXAMINERS FUND | | | |
| Operating Lump Sum Appropriation | \$ 0 | \$ 813,800 | \$ 0 |
| TOTAL BOARD OF BEHAVIORAL HEALTH EXAMINERS BOARD OF BEHAVIORAL HEALTH EXAMINERS FUND | <u>\$ 0</u> | <u>\$ 813,800</u> | <u>\$ 0</u> |
| STATE BOARD OF CHIROPRACTIC EXAMINERS | | | |
| BOARD OF CHIROPRACTIC EXAMINERS FUND | | | |
| Operating Lump Sum Appropriation | \$ 0 | \$ 450,800 | \$ 0 |
| TOTAL STATE BOARD OF CHIROPRACTIC EXAMINERS BOARD OF CHIROPRACTIC EXAMINERS FUND | <u>\$ 0</u> | <u>\$ 450,800</u> | <u>\$ 0</u> |
| REGISTRAR OF CONTRACTORS | | | |
| REGISTRAR OF CONTRACTORS FUND | | | |
| Operating Lump Sum Appropriation | \$ 0 | \$ 9,041,500 | \$ 0 |
| Incentive Pay | 0 | 113,500 | 0 |
| Office of Administrative Hearing | 0 | 869,500 | 0 |
| Administrative Adjustments | 0 | 0 | 0 |
| TOTAL REGISTRAR OF CONTRACTORS REGISTRAR OF CONTRACTORS FUND | <u>\$ 0</u> | <u>\$ 10,024,500</u> | <u>\$ 0</u> |
| CORPORATION COMMISSION | | | |
| UTILITY REGULATION REVOLVING FUND | | | |
| Operating Lump Sum Appropriation | \$ 0 | \$ 11,050,900 | \$ 0 |
| Utility Audits, Studies, Investigations and Rate Hearing FY03 - 04 | 0 | 380,000 | 0 |
| Utility Audits, Studies, Investigations and Rate Hearing FY02 - 03 | 0 | 0 | 0 |
| Utility Audits, Studies, Investigations and Rate Hearing FY01 - 02 | 380,000 | 0 | 0 |
| Utility Audits, Studies, Investigations and Rate Hearing FY00 - 01 | 17,890 | 0 | 0 |
| Utility Audits, Studies, Investigations and Rate Hearing FY00 - 01 | 249,375 | 0 | 0 |
| TOTAL CORPORATION COMMISSION UTILITY REGULATION REVOLVING FUND | <u>\$ 647,265</u> | <u>\$ 11,430,900</u> | <u>\$ 0</u> |

| SUPPLEMENTAL APPROPRIATIONS MID-YEAR REVERSIONS AND ADJUSTMENTS | NET APPROPRIATIONS | EXPENDITURES | LAPSED APPROPRIATION AUTHORITY | JUNE 30, 2004 CONTINUING APPROPRIATION AUTHORITY |
|---|-----------------------|----------------------|--------------------------------------|---|
| \$ 0 | \$ 483,000 | \$ 445,484 | \$ 0 | \$ 37,516 |
| 0 | 1,100 | 1,022 | 78 | 0 |
| <u>3,836</u> | <u>3,836</u> | <u>3,836</u> | <u>0</u> | <u>0</u> |
| <u>\$ 3,836</u> | <u>\$ 487,936</u> | <u>\$ 450,342</u> | <u>\$ 78</u> | <u>\$ 37,516</u> |
| | | | | |
| \$ 0 | \$ 221,400 | \$ 203,462 | \$ 0 | \$ 17,938 |
| <u>1,086</u> | <u>1,086</u> | <u>1,086</u> | <u>0</u> | <u>0</u> |
| <u>\$ 1,086</u> | <u>\$ 222,486</u> | <u>\$ 204,548</u> | <u>\$ 0</u> | <u>\$ 17,938</u> |
| | | | | |
| \$ 2,300 | \$ 816,100 | \$ 785,829 | \$ 0 | \$ 30,271 |
| <u>2,300</u> | <u>816,100</u> | <u>785,829</u> | <u>0</u> | <u>30,271</u> |
| | | | | |
| \$ 0 | \$ 450,800 | \$ 393,048 | \$ 0 | \$ 57,752 |
| <u>0</u> | <u>450,800</u> | <u>393,048</u> | <u>0</u> | <u>57,752</u> |
| | | | | |
| \$ 0 | \$ 9,041,500 | \$ 8,544,079 | \$ 0 | \$ 497,421 |
| 0 | 113,500 | 113,500 | 0 | 0 |
| 0 | 869,500 | 869,500 | 0 | 0 |
| <u>78,414</u> | <u>78,414</u> | <u>78,414</u> | <u>0</u> | <u>0</u> |
| <u>\$ 78,414</u> | <u>\$ 10,102,914</u> | <u>\$ 9,605,493</u> | <u>\$ 0</u> | <u>\$ 497,421</u> |
| | | | | |
| \$ 0 | \$ 11,050,900 | \$ 10,914,628 | \$ 136,272 | \$ 0 |
| 0 | 380,000 | 0 | 0 | 380,000 |
| 380,000 | 380,000 | 0 | 0 | 380,000 |
| 0 | 380,000 | 0 | 0 | 380,000 |
| 0 | 17,890 | 0 | 0 | 17,890 |
| <u>0</u> | <u>249,375</u> | <u>0</u> | <u>0</u> | <u>249,375</u> |
| <u>\$ 380,000</u> | <u>\$ 12,458,165</u> | <u>\$ 10,914,628</u> | <u>\$ 136,272</u> | <u>\$ 1,407,265</u> |

See accompanying notes to financial statements

**STATE OF ARIZONA
SPECIAL REVENUE FUNDS
STATEMENT OF EXPENDITURES - APPROPRIATIONS
BUDGETARY (LEGAL) BASIS
FOR THE YEAR ENDED JUNE 30, 2004**

| | <u>JULY 1, 2003 CONTINUING APPROPRIATION AUTHORITY</u> | <u>GENERAL APPROPRIATIONS</u> | <u>CAPITAL OUTLAY APPROPRIATIONS</u> |
|---|--|-----------------------------------|--|
| CORPORATION COMMISSION | | | |
| INVESTMENT MANAGEMENT REGULATORY AND ENFORCEMENT FUND | | | |
| Operating Lump Sum Appropriation | \$ 0 | \$ 770,800 | \$ 0 |
| Annual Reversion per ARS 44-3298 | 0 | 0 | 0 |
| Administrative Adjustments | 0 | 0 | 0 |
| TOTAL CORPORATION COMMISSION INVESTMENT MANAGEMENT REGULATORY AND ENFORCEMENT FUND | <u>\$ 0</u> | <u>\$ 770,800</u> | <u>\$ 0</u> |
| CORPORATION COMMISSION | | | |
| PUBLIC ACCESS FUND | | | |
| Operating Lump Sum Appropriation | \$ 0 | \$ 1,824,500 | \$ 0 |
| Annual Reversion per ARS 10-122 | 0 | 0 | 0 |
| Administrative Adjustments | 0 | 0 | 0 |
| TOTAL CORPORATION COMMISSION PUBLIC ACCESS FUND | <u>\$ 0</u> | <u>\$ 1,824,500</u> | <u>\$ 0</u> |
| CORPORATION COMMISSION | | | |
| SECURITY REGULATORY AND ENFORCEMENT FUND | | | |
| Operating Lump Sum Appropriation | \$ 0 | \$ 3,424,000 | \$ 0 |
| Investigation and Prosecution of Security Fraud | 165,599 | 0 | 0 |
| Administrative Adjustments | 0 | 0 | 0 |
| TOTAL CORPORATION COMMISSION SECURITY REGULATORY AND ENFORCEMENT FUND | <u>\$ 165,599</u> | <u>\$ 3,424,000</u> | <u>\$ 0</u> |
| BOARD OF COSMETOLOGY | | | |
| BOARD OF COSMETOLOGY FUND | | | |
| Operating Lump Sum Appropriation | \$ 0 | \$ 1,538,900 | \$ 0 |
| TOTAL BOARD OF COSMETOLOGY BOARD OF COSMETOLOGY FUND | <u>\$ 0</u> | <u>\$ 1,538,900</u> | <u>\$ 0</u> |
| STATE BOARD OF DENTAL EXAMINERS | | | |
| DENTAL BOARD FUND | | | |
| Operating Lump Sum Appropriation | \$ 0 | \$ 881,700 | \$ 0 |
| Administrative Adjustments | 0 | 0 | 0 |
| TOTAL STATE BOARD OF DENTAL EXAMINERS DENTAL BOARD FUND | <u>\$ 0</u> | <u>\$ 881,700</u> | <u>\$ 0</u> |
| STATE BOARD OF FUNERAL DIRECTOR AND EMBALMERS | | | |
| BOARD OF FUNERAL DIRECTOR AND EMBALMERS | | | |
| Operating Lump Sum Appropriation | \$ 0 | \$ 279,100 | \$ 0 |
| Administrative Adjustments | 0 | 0 | 0 |
| TOTAL STATE BOARD OF FUNERAL DIRECTOR AND EMBALMERS BOARD OF FUNERAL DIRECTOR AND EMBALMERS FUND | <u>\$ 0</u> | <u>\$ 279,100</u> | <u>\$ 0</u> |

| SUPPLEMENTAL APPROPRIATIONS MID-YEAR REVERSIONS AND ADJUSTMENTS | NET APPROPRIATIONS | EXPENDITURES | LAPSED APPROPRIATION AUTHORITY | JUNE 30, 2004 CONTINUING APPROPRIATION AUTHORITY |
|---|-----------------------|---------------------|--------------------------------------|---|
| \$ 0 | \$ 770,800 | \$ 768,573 | \$ 2,227 | \$ 0 |
| 783,102 | 783,102 | 783,102 | 0 | 0 |
| 1,000 | 1,000 | 1,000 | 0 | 0 |
| <u>\$ 784,102</u> | <u>\$ 1,554,902</u> | <u>\$ 1,552,675</u> | <u>\$ 2,227</u> | <u>\$ 0</u> |
| \$ 0 | \$ 1,824,500 | \$ 1,774,932 | \$ 49,568 | \$ 0 |
| 789,090 | 789,090 | 789,090 | 0 | 0 |
| 3,431 | 3,431 | 3,431 | 0 | 0 |
| <u>\$ 792,521</u> | <u>\$ 2,617,021</u> | <u>\$ 2,567,453</u> | <u>\$ 49,568</u> | <u>\$ 0</u> |
| \$ 0 | \$ 3,424,000 | \$ 2,978,197 | \$ 445,803 | \$ 0 |
| 0 | 165,599 | 0 | 0 | 165,599 |
| 2,599 | 2,599 | 2,599 | 0 | 0 |
| <u>\$ 2,599</u> | <u>\$ 3,592,198</u> | <u>\$ 2,980,796</u> | <u>\$ 445,803</u> | <u>\$ 165,599</u> |
| \$ 0 | \$ 1,538,900 | \$ 1,415,363 | \$ 0 | \$ 123,537 |
| <u>\$ 0</u> | <u>\$ 1,538,900</u> | <u>\$ 1,415,363</u> | <u>\$ 0</u> | <u>\$ 123,537</u> |
| \$ 0 | \$ 881,700 | \$ 871,955 | \$ 9,745 | \$ 0 |
| 144 | 144 | 144 | 0 | 0 |
| <u>\$ 144</u> | <u>\$ 881,844</u> | <u>\$ 872,099</u> | <u>\$ 9,745</u> | <u>\$ 0</u> |
| \$ 0 | \$ 279,100 | \$ 269,436 | \$ 0 | \$ 9,664 |
| 533 | 533 | 533 | 0 | 0 |
| <u>\$ 533</u> | <u>\$ 279,633</u> | <u>\$ 269,969</u> | <u>\$ 0</u> | <u>\$ 9,664</u> |

See accompanying notes to financial statements

**STATE OF ARIZONA
SPECIAL REVENUE FUNDS
STATEMENT OF EXPENDITURES - APPROPRIATIONS
BUDGETARY (LEGAL) BASIS
FOR THE YEAR ENDED JUNE 30, 2004**

| | JULY 1, 2003 CONTINUING APPROPRIATION AUTHORITY | GENERAL APPROPRIATIONS | CAPITAL OUTLAY APPROPRIATIONS |
|---|--|-----------------------------------|--|
| DEPARTMENT OF GAMING | | | |
| ARIZONA BENEFIT FUND | | | |
| Operating Lump Sum Appropriation | \$ 0 | \$ 7,148,800 | \$ 0 |
| Prevention and Treatment Problem Gambling | 0 | 0 | 0 |
| Joint Monitoring System | 0 | 1,291,500 | 0 |
| Administrative Adjustments | 0 | 0 | 0 |
| TOTAL DEPARTMENT OF GAMING ARIZONA BENEFIT FUND | <u>\$ 0</u> | <u>\$ 8,440,300</u> | <u>\$ 0</u> |
| DEPARTMENT OF GAMING | | | |
| TRIBAL STATE COMPACT FUND | | | |
| Operating Lump Sum Appropriation | \$ 0 | \$ 1,528,600 | \$ 0 |
| TOTAL DEPARTMENT OF GAMING TRIBAL STATE COMPACT FUND | <u>\$ 0</u> | <u>\$ 1,528,600</u> | <u>\$ 0</u> |
| BOARD OF HOMEOPATHIC MEDICAL EXAMINERS | | | |
| BOARD OF HOMEOPATHIC MEDICAL EXAMINERS FUND | | | |
| Operating Lump Sum Appropriation | \$ 0 | \$ 74,800 | \$ 0 |
| EXAMINERS | | | |
| BOARD OF HOMEOPATHIC MEDICAL EXAMINERS FUND | <u>\$ 0</u> | <u>\$ 74,800</u> | <u>\$ 0</u> |
| INDUSTRIAL COMMISSION OF ARIZONA | | | |
| ADMINISTRATIVE FUND | | | |
| Operating Lump Sum Appropriation | \$ 0 | \$ 16,498,800 | \$ 0 |
| General Fund Transfer 1st Regular Session Chapter 262 | 0 | 2,000,000 | 0 |
| Administrative Adjustments | 0 | 0 | 0 |
| TOTAL INDUSTRIAL COMMISSION OF ARIZONA ADMINISTRATIVE FUND | <u>\$ 0</u> | <u>\$ 18,498,800</u> | <u>\$ 0</u> |
| BOARD OF MEDICAL EXAMINERS | | | |
| BOARD OF MEDICAL EXAMINERS FUND | | | |
| Operating Lump Sum Appropriation | \$ 0 | \$ 4,752,200 | \$ 0 |
| Performance Based Incentive Program | 0 | 183,334 | 0 |
| Administrative Adjustments | 0 | 0 | 0 |
| TOTAL BOARD OF MEDICAL EXAMINERS BOARD OF MEDICAL EXAMINERS FUND | <u>\$ 0</u> | <u>\$ 4,935,534</u> | <u>\$ 0</u> |
| NATUROPATHIC PHYSICIANS BOARD OF MEDICAL EXAMINERS | | | |
| NATUROPATHIC PHYSICIANS BOARD OF MEDICAL EXAMINERS FUND | | | |
| Operating Lump Sum Appropriation | \$ 0 | \$ 197,100 | \$ 0 |
| Inspections and Evaluation | 0 | 19,600 | 0 |
| BOARD OF MASSAGE THERAPY | | | |
| Operating Lump Sum Appropriation | 0 | 0 | 0 |
| TOTAL NATUROPATHIC PHYSICIANS BOARD OF MEDICAL EXAMINERS NATUROPATHIC PHYSICIANS BOARD OF MEDICAL EXAMINERS FUND | <u>\$ 0</u> | <u>\$ 216,700</u> | <u>\$ 0</u> |

See accompanying notes to financial statements

| SUPPLEMENTAL APPROPRIATIONS MID-YEAR REVERSIONS AND ADJUSTMENTS | NET APPROPRIATIONS | EXPENDITURES | LAPSED APPROPRIATION AUTHORITY | JUNE 30, 2004 CONTINUING APPROPRIATION AUTHORITY |
|---|-----------------------|----------------------|--------------------------------------|---|
| \$ 0 | \$ 7,148,800 | \$ 5,407,747 | \$ 1,741,053 | \$ 0 |
| 951,100 | 951,100 | 406,116 | 544,984 | 0 |
| 0 | 1,291,500 | 0 | 0 | 1,291,500 |
| 8,528 | 8,528 | 8,528 | 0 | 0 |
| <u>\$ 959,628</u> | <u>\$ 9,399,928</u> | <u>\$ 5,822,391</u> | <u>\$ 2,286,037</u> | <u>\$ 1,291,500</u> |
| <u>\$ 0</u> | <u>\$ 1,528,600</u> | <u>\$ 1,512,701</u> | <u>\$ 15,899</u> | <u>\$ 0</u> |
| <u>\$ 0</u> | <u>\$ 1,528,600</u> | <u>\$ 1,512,701</u> | <u>\$ 15,899</u> | <u>\$ 0</u> |
| <u>\$ 0</u> | <u>\$ 74,800</u> | <u>\$ 62,115</u> | <u>\$ 0</u> | <u>\$ 12,685</u> |
| <u>\$ 0</u> | <u>\$ 74,800</u> | <u>\$ 62,115</u> | <u>\$ 0</u> | <u>\$ 12,685</u> |
| \$ 0 | \$ 16,498,800 | \$ 15,157,710 | \$ 1,341,090 | \$ 0 |
| 0 | 2,000,000 | 2,000,000 | 0 | 0 |
| 92,079 | 92,079 | 92,079 | 0 | 0 |
| <u>\$ 92,079</u> | <u>\$ 18,590,879</u> | <u>\$ 17,249,789</u> | <u>\$ 1,341,090</u> | <u>\$ 0</u> |
| \$ 0 | \$ 4,752,200 | \$ 4,424,777 | \$ 0 | \$ 327,423 |
| 0 | 183,334 | 121,481 | 61,853 | 0 |
| 3,070 | 3,070 | 3,070 | 0 | 0 |
| <u>\$ 3,070</u> | <u>\$ 4,938,604</u> | <u>\$ 4,549,328</u> | <u>\$ 61,853</u> | <u>\$ 327,423</u> |
| \$ 16,000 | \$ 213,100 | \$ 210,829 | \$ 0 | \$ 2,271 |
| 0 | 19,600 | 19,600 | 0 | 0 |
| 75,000 | 75,000 | 65,053 | 0 | 9,947 |
| <u>\$ 91,000</u> | <u>\$ 307,700</u> | <u>\$ 295,482</u> | <u>\$ 0</u> | <u>\$ 12,218</u> |

See accompanying notes to financial statements

**STATE OF ARIZONA
SPECIAL REVENUE FUNDS
STATEMENT OF EXPENDITURES - APPROPRIATIONS
BUDGETARY (LEGAL) BASIS
FOR THE YEAR ENDED JUNE 30, 2004**

| | <u>JULY 1, 2003 CONTINUING APPROPRIATION AUTHORITY</u> | <u>GENERAL APPROPRIATIONS</u> | <u>CAPITAL OUTLAY APPROPRIATIONS</u> |
|--|--|-----------------------------------|--|
| STATE BOARD OF NURSING | | | |
| BOARD OF NURSING FUND | | | |
| Operating Lump Sum Appropriation | \$ 0 | \$ 3,105,600 | \$ 0 |
| Administrative Adjustments | 0 | 0 | 0 |
| TOTAL STATE BOARD OF NURSING BOARD OF NURSING FUND | <u>\$ 0</u> | <u>\$ 3,105,600</u> | <u>\$ 0</u> |
| BOARD OF EXAMINERS OF NURSING CARE INSTITUTION ADMINISTRATORS AND ASSISTED LIVING FACILITY MANAGERS | | | |
| NURSING CARE INSTITUTION ADMINISTRATORS LICENSING AND ASSISTED LIVING FACILITY MANAGERS CERTIFICATION FUND | | | |
| Operating Lump Sum Appropriation | \$ 0 | \$ 361,700 | \$ 0 |
| Administrative Adjustments | 0 | 0 | 0 |
| TOTAL NURSING CARE INSTITUTION ADMINISTRATORS LICENSING AND ASSISTED LIVING FACILITY MANAGERS CERTIFICATION FUND | <u>\$ 0</u> | <u>\$ 361,700</u> | <u>\$ 0</u> |
| BOARD OF OCCUPATIONAL THERAPY EXAMINERS | | | |
| OCCUPATIONAL THERAPY FUND | | | |
| Operating Lump Sum Appropriation | \$ 0 | \$ 213,700 | \$ 0 |
| Administrative Adjustments | 0 | 0 | 0 |
| TOTAL BOARD OF OCCUPATIONAL THERAPY EXAMINERS OCCUPATIONAL THERAPY FUND | <u>\$ 0</u> | <u>\$ 213,700</u> | <u>\$ 0</u> |
| STATE BOARD OF DISPENSING OPTICIANS | | | |
| BOARD OF DISPENSING OPTICIANS FUND | | | |
| Operating Lump Sum Appropriation | \$ 0 | \$ 113,300 | \$ 0 |
| TOTAL STATE BOARD OF DISPENSING OPTICIANS BOARD OF DISPENSING OPTICIANS FUND | <u>\$ 0</u> | <u>\$ 113,300</u> | <u>\$ 0</u> |
| STATE BOARD OF OPTOMETRY | | | |
| BOARD OF OPTOMETRY FUND | | | |
| Operating Lump Sum Appropriation | \$ 0 | \$ 163,400 | \$ 0 |
| Administrative Adjustments | 0 | 0 | 0 |
| TOTAL STATE BOARD OF OPTOMETRY BOARD OF OPTOMETRY FUND | <u>\$ 0</u> | <u>\$ 163,400</u> | <u>\$ 0</u> |
| ARIZONA BOARD OF OSTEOPATHIC EXAMINERS BOARD | | | |
| BOARD OF OSTEOPATHIC EXAMINERS FUND | | | |
| Operating Lump Sum Appropriation | \$ 0 | \$ 466,900 | \$ 0 |
| Administrative Adjustments | 0 | 0 | 0 |
| TOTAL ARIZONA BOARD OF OSTEOPATHIC EXAMINERS BOARD BOARD OF OSTEOPATHIC EXAMINERS FUND | <u>\$ 0</u> | <u>\$ 466,900</u> | <u>\$ 0</u> |

| SUPPLEMENTAL APPROPRIATIONS MID-YEAR REVERSIONS AND ADJUSTMENTS | NET APPROPRIATIONS | EXPENDITURES | LAPSED APPROPRIATION AUTHORITY | JUNE 30, 2004 CONTINUING APPROPRIATION AUTHORITY |
|---|-----------------------|--------------|--------------------------------------|---|
| \$ 297,600 | \$ 3,403,200 | \$ 3,256,879 | \$ 0 | \$ 146,321 |
| 143 | 143 | 143 | 0 | 0 |
| \$ 297,743 | \$ 3,403,343 | \$ 3,257,022 | \$ 0 | \$ 146,321 |
| \$ 0 | \$ 361,700 | \$ 348,031 | \$ 0 | \$ 13,669 |
| 3,119 | 3,119 | 3,119 | 0 | 0 |
| \$ 3,119 | \$ 364,819 | \$ 351,150 | \$ 0 | \$ 13,669 |
| \$ 0 | \$ 213,700 | \$ 181,627 | \$ 0 | \$ 32,073 |
| 413 | 413 | 413 | 0 | 0 |
| \$ 413 | \$ 214,113 | \$ 182,040 | \$ 0 | \$ 32,073 |
| \$ 0 | \$ 113,300 | \$ 92,976 | \$ 0 | \$ 20,324 |
| \$ 0 | \$ 113,300 | \$ 92,976 | \$ 0 | \$ 20,324 |
| \$ 12,800 | \$ 176,200 | \$ 169,150 | \$ 0 | \$ 7,050 |
| 1,590 | 1,590 | 1,590 | 0 | 0 |
| \$ 14,390 | \$ 177,790 | \$ 170,740 | \$ 0 | \$ 7,050 |
| \$ 0 | \$ 466,900 | \$ 422,078 | \$ 0 | \$ 44,822 |
| 215 | 215 | 215 | 0 | 0 |
| \$ 215 | \$ 467,115 | \$ 422,293 | \$ 0 | \$ 44,822 |
| \$ 215 | \$ 467,115 | \$ 422,293 | \$ 0 | \$ 44,822 |

See accompanying notes to financial statements

**STATE OF ARIZONA
SPECIAL REVENUE FUNDS
STATEMENT OF EXPENDITURES - APPROPRIATIONS
BUDGETARY (LEGAL) BASIS
FOR THE YEAR ENDED JUNE 30, 2004**

| | <u>JULY 1, 2003 CONTINUING APPROPRIATION AUTHORITY</u> | <u>GENERAL APPROPRIATIONS</u> | <u>CAPITAL OUTLAY APPROPRIATIONS</u> |
|---|--|-----------------------------------|--|
| ARIZONA STATE BOARD OF PHARMACY | | | |
| ARIZONA STATE BOARD OF PHARMACY FUND | | | |
| Operating Lump Sum Appropriation | \$ 0 | \$ 1,347,700 | \$ 0 |
| Administrative Adjustments | 0 | 0 | 0 |
| TOTAL ARIZONA STATE BOARD OF PHARMACY ARIZONA STATE BOARD OF PHARMACY FUND | <u>\$ 0</u> | <u>\$ 1,347,700</u> | <u>\$ 0</u> |
| BOARD OF PHYSICAL THERAPY EXAMINERS | | | |
| BOARD OF PHYSICAL THERAPY FUND | | | |
| Operating Lump Sum Appropriation | \$ 0 | \$ 237,100 | \$ 0 |
| TOTAL BOARD OF PHYSICAL THERAPY EXAMINERS BOARD OF PHYSICAL THERAPY FUND | <u>\$ 0</u> | <u>\$ 237,100</u> | <u>\$ 0</u> |
| STATE BOARD OF PODIATRY EXAMINERS | | | |
| PODIATRY FUND | | | |
| Operating Lump Sum Appropriation | \$ 0 | \$ 104,600 | \$ 0 |
| TOTAL STATE BOARD OF PODIATRY EXAMINERS PODIATRY FUND | <u>\$ 0</u> | <u>\$ 104,600</u> | <u>\$ 0</u> |
| STATE BOARD FOR PRIVATE POSTSECONDARY EDUCATION | | | |
| BOARD FOR PRIVATE POSTSECONDARY EDUCATION FUND | | | |
| Operating Lump Sum Appropriation | \$ 0 | \$ 258,600 | \$ 0 |
| Administrative Adjustments | 0 | 0 | 0 |
| TOTAL STATE BOARD FOR POSTSECONDARY EDUCATION BOARD FOR PRIVATE POSTSECONDARY EDUCATION FUND | <u>\$ 0</u> | <u>\$ 258,600</u> | <u>\$ 0</u> |
| STATE BOARD OF PSYCHOLOGIST EXAMINERS | | | |
| BOARD OF PSYCHOLOGIST EXAMINERS FUND | | | |
| Operating Lump Sum Appropriation | \$ 0 | \$ 319,900 | \$ 0 |
| Administrative Adjustments | 0 | 0 | 0 |
| TOTAL STATE BOARD OF PSYCHOLOGIST EXAMINERS BOARD OF PSYCHOLOGIST EXAMINERS FUND | <u>\$ 0</u> | <u>\$ 319,900</u> | <u>\$ 0</u> |
| ARIZONA DEPARTMENT OF RACING | | | |
| RACING COMMISSION COUNTY FUND | | | |
| Operating Lump Sum Appropriation | \$ 0 | \$ 75,500 | \$ 0 |
| TOTAL ARIZONA DEPARTMENT OF RACING RACING COMMISSION COUNTY FUND | <u>\$ 0</u> | <u>\$ 75,500</u> | <u>\$ 0</u> |
| ARIZONA DEPARTMENT OF RACING | | | |
| COUNTY FAIR FUND | | | |
| Operating Lump Sum Appropriation | \$ 0 | \$ 362,500 | \$ 0 |
| Administrative Adjustments | 0 | 0 | 0 |
| TOTAL DEPARTMENT OF RACING COUNTY FAIR FUND | <u>\$ 0</u> | <u>\$ 362,500</u> | <u>\$ 0</u> |

| SUPPLEMENTAL APPROPRIATIONS MID-YEAR REVERSIONS AND ADJUSTMENTS | NET APPROPRIATIONS | EXPENDITURES | LAPSED APPROPRIATION AUTHORITY | JUNE 30, 2004 CONTINUING APPROPRIATION AUTHORITY |
|---|-----------------------|--------------|--------------------------------------|---|
| \$ 0 | \$ 1,347,700 | \$ 1,259,648 | \$ 0 | \$ 88,052 |
| 3,703 | 3,703 | 3,703 | 0 | 0 |
| \$ 3,703 | \$ 1,351,403 | \$ 1,263,351 | \$ 0 | \$ 88,052 |
| \$ 5,000 | \$ 242,100 | \$ 230,053 | \$ 0 | \$ 12,047 |
| \$ 5,000 | \$ 242,100 | \$ 230,053 | \$ 0 | \$ 12,047 |
| \$ 0 | \$ 104,600 | \$ 90,642 | \$ 0 | \$ 13,958 |
| \$ 0 | \$ 104,600 | \$ 90,642 | \$ 0 | \$ 13,958 |
| \$ 0 | \$ 258,600 | \$ 248,531 | \$ 0 | \$ 10,069 |
| 6 | 6 | 6 | 0 | 0 |
| \$ 6 | \$ 258,606 | \$ 248,537 | \$ 0 | \$ 10,069 |
| \$ 0 | \$ 319,900 | \$ 268,197 | \$ 0 | \$ 51,703 |
| 156 | 156 | 156 | 0 | 0 |
| \$ 156 | \$ 320,056 | \$ 268,353 | \$ 0 | \$ 51,703 |
| \$ 0 | \$ 75,500 | \$ 52,556 | \$ 22,944 | \$ 0 |
| \$ 0 | \$ 75,500 | \$ 52,556 | \$ 22,944 | \$ 0 |
| \$ 0 | \$ 362,500 | \$ 300,306 | \$ 62,194 | \$ 0 |
| 4,077 | 4,077 | 4,077 | 0 | 0 |
| \$ 4,077 | \$ 366,577 | \$ 304,383 | \$ 62,194 | \$ 0 |

See accompanying notes to financial statements

**STATE OF ARIZONA
SPECIAL REVENUE FUNDS
STATEMENT OF EXPENDITURES - APPROPRIATIONS
BUDGETARY (LEGAL) BASIS
FOR THE YEAR ENDED JUNE 30, 2004**

| | <u>JULY 1, 2003 CONTINUING APPROPRIATION AUTHORITY</u> | <u>GENERAL APPROPRIATIONS</u> | <u>CAPITAL OUTLAY APPROPRIATIONS</u> |
|--|--|-----------------------------------|--|
| RADIATION REGULATORY AGENCY | | | |
| STATE RADIOLOGICAL TECHNOLOGIST CERTIFICATION FUND | | | |
| Operating Lump Sum Appropriation | \$ 0 | \$ 239,900 | \$ 0 |
| MRTB Assistant | 11,375 | 0 | 0 |
| Administrative Adjustments | 0 | 0 | 0 |
| TOTAL RADIATION REGULATOR AGENCY STATE RADIOLOGICAL TECHNOLOGIST CERTIFICATION FUND | <u>\$ 11,375</u> | <u>\$ 239,900</u> | <u>\$ 0</u> |
| RESIDENTIAL UTILITIES CONSUMER'S OFFICE | | | |
| RESIDENTIAL UTILITIES CONSUMER'S OFFICE REVOLVING FUND | | | |
| Operating Lump Sum Appropriation | \$ 0 | \$ 1,000,700 | \$ 0 |
| Professional Witnesses FY03 - 04 | 0 | 145,000 | 0 |
| Professional Witnesses FY02 - 03 | 61,948 | 0 | 0 |
| Professional Witnesses FY01 - 02 | 98,886 | 0 | 0 |
| Professional Witnesses FY00 - 01 | 22,508 | 0 | 0 |
| Professional Witnesses FY99 - 00 | 49,324 | 0 | 0 |
| Professional Witnesses FY98 - 99 | 11,977 | 0 | 0 |
| Professional Witnesses FY97 - 98 | 10,604 | 0 | 0 |
| Administrative Adjustments | 0 | 0 | 0 |
| TOTAL RESIDENTIAL UTILITIES CONSUMER'S OFFICE RESIDENTIAL UTILITIES CONSUMER'S OFFICE REVOLVING FUND | <u>\$ 255,247</u> | <u>\$ 1,145,700</u> | <u>\$ 0</u> |
| BOARD OF RESPIRATORY CARE EXAMINERS | | | |
| BOARD OF RESPIRATORY CARE EXAMINERS FUND | | | |
| Operating Lump Sum Appropriation | \$ 0 | \$ 198,600 | \$ 0 |
| Administrative Adjustments | 0 | 0 | 0 |
| TOTAL BOARD OF RESPIRATORY CARE EXAMINERS BOARD OF RESPIRATORY CARE EXAMINERS FUND | <u>\$ 0</u> | <u>\$ 198,600</u> | <u>\$ 0</u> |
| STRUCTURAL PEST CONTROL BOARD COMMISSION | | | |
| STRUCTURAL PEST CONTROL BOARD COMMISSION FUND | | | |
| Operating Lump Sum Appropriation | \$ 0 | \$ 1,875,600 | \$ 0 |
| Administrative Adjustments | 0 | 0 | 0 |
| TOTAL STRUCTURAL PEST CONTROL BOARD COMMISSION STRUCTURAL PEST CONTROL BOARD COMMISSION FUND | <u>\$ 0</u> | <u>\$ 1,875,600</u> | <u>\$ 0</u> |
| STATE BOARD OF TECHNICAL REGISTRATION | | | |
| TECHNICAL REGISTRATION FUND | | | |
| Operating Lump Sum Appropriation | \$ 0 | \$ 1,333,700 | \$ 0 |
| Administrative Adjustments | 0 | 0 | 0 |
| TOTAL STATE BOARD OF TECHNICAL REGISTRATION TECHNICAL REGISTRATION FUND | <u>\$ 0</u> | <u>\$ 1,333,700</u> | <u>\$ 0</u> |

| SUPPLEMENTAL APPROPRIATIONS MID-YEAR REVERSIONS AND ADJUSTMENTS | NET APPROPRIATIONS | EXPENDITURES | LAPSED APPROPRIATION AUTHORITY | JUNE 30, 2004 CONTINUING APPROPRIATION AUTHORITY |
|---|-----------------------|---------------------|--------------------------------------|---|
| \$ 0 | \$ 239,900 | \$ 206,752 | \$ 33,148 | \$ 0 |
| 0 | 11,375 | 0 | 0 | 11,375 |
| <u>273</u> | <u>273</u> | <u>273</u> | <u>0</u> | <u>0</u> |
| <u>\$ 273</u> | <u>\$ 251,548</u> | <u>\$ 207,025</u> | <u>\$ 33,148</u> | <u>\$ 11,375</u> |
| \$ 0 | \$ 1,000,700 | \$ 968,567 | \$ 32,133 | \$ 0 |
| 0 | 145,000 | 44,306 | 0 | 100,694 |
| 0 | 61,948 | 44,901 | 0 | 17,047 |
| 0 | 98,886 | 35,889 | 0 | 62,997 |
| 0 | 22,508 | 20,238 | 0 | 2,270 |
| 0 | 49,324 | 0 | 0 | 49,324 |
| 0 | 11,977 | 0 | 0 | 11,977 |
| 0 | 10,604 | 0 | 0 | 10,604 |
| <u>460</u> | <u>460</u> | <u>460</u> | <u>0</u> | <u>0</u> |
| <u>\$ 460</u> | <u>\$ 1,401,407</u> | <u>\$ 1,114,361</u> | <u>\$ 32,133</u> | <u>\$ 254,913</u> |
| \$ 0 | \$ 198,600 | \$ 170,376 | \$ 0 | \$ 28,224 |
| <u>2,776</u> | <u>2,776</u> | <u>2,776</u> | <u>0</u> | <u>0</u> |
| <u>\$ 2,776</u> | <u>\$ 201,376</u> | <u>\$ 173,152</u> | <u>\$ 0</u> | <u>\$ 28,224</u> |
| \$ 0 | \$ 1,875,600 | \$ 1,874,121 | \$ 0 | \$ 1,479 |
| <u>11,160</u> | <u>11,160</u> | <u>11,160</u> | <u>0</u> | <u>0</u> |
| <u>\$ 11,160</u> | <u>\$ 1,886,760</u> | <u>\$ 1,885,281</u> | <u>\$ 0</u> | <u>\$ 1,479</u> |
| \$ 0 | \$ 1,333,700 | \$ 1,276,152 | \$ 0 | \$ 57,548 |
| <u>9,748</u> | <u>9,748</u> | <u>9,748</u> | <u>0</u> | <u>0</u> |
| <u>\$ 9,748</u> | <u>\$ 1,343,448</u> | <u>\$ 1,285,900</u> | <u>\$ 0</u> | <u>\$ 57,548</u> |

See accompanying notes to financial statements

STATE OF ARIZONA
SPECIAL REVENUE FUNDS
STATEMENT OF EXPENDITURES - APPROPRIATIONS
BUDGETARY (LEGAL) BASIS
FOR THE YEAR ENDED JUNE 30, 2004

| | JULY 1, 2003 CONTINUING APPROPRIATION AUTHORITY | GENERAL APPROPRIATIONS | CAPITAL OUTLAY APPROPRIATIONS |
|---|--|---------------------------|----------------------------------|
| ARIZONA STATE VETERINARY MEDICAL EXAMINING BOARD | | | |
| VETERINARY MEDICAL EXAMINING BOARD FUND | | | |
| Operating Lump Sum Appropriation | \$ 0 | \$ 391,100 | \$ 0 |
| Administrative Adjustments | 0 | 0 | 0 |
| TOTAL ARIZONA STATE VETERINARY MEDICAL EXAMINING BOARD | | | |
| VETERINARY MEDICAL EXAMINING BOARD FUND | <u>\$ 0</u> | <u>\$ 391,100</u> | <u>\$ 0</u> |
| DEPARTMENT OF WEIGHTS AND MEASURES | | | |
| AIR QUALITY FUND | | | |
| Operating Lump Sum Appropriation | \$ 0 | \$ 1,228,000 | \$ 0 |
| Administrative Adjustments | 0 | 0 | 0 |
| TOTAL DEPARTMENT OF WEIGHTS AND MEASURES AIR QUALITY FUND | <u>\$ 0</u> | <u>\$ 1,228,000</u> | <u>\$ 0</u> |
| TOTAL INSPECTION AND REGULATION | <u>\$ 1,206,130</u> | <u>\$ 84,253,334</u> | <u>\$ 0</u> |
| EDUCATION | | | |
| ARIZONA COMMISSION FOR POSTSECONDARY EDUCATION | | | |
| POSTSECONDARY EDUCATION FUND | | | |
| Operating Lump Sum Appropriation | \$ 0 | \$ 335,700 | \$ 0 |
| Family College Savings Program | 0 | 26,900 | 0 |
| Arizona College and Career Guide | 0 | 21,200 | 0 |
| Arizona Minority Education Policy Analysis Center | 0 | 150,000 | 0 |
| Twelve Plus Partnership | 0 | 119,600 | 0 |
| Leveraging Educational Assistance Partnership | 0 | 2,143,700 | 0 |
| TOTAL COMMISSION FOR POSTSECONDARY EDUCATION | | | |
| POSTSECONDARY EDUCATION FUND | <u>\$ 0</u> | <u>\$ 2,797,100</u> | <u>\$ 0</u> |
| ARIZONA SCHOOL FOR THE DEAF AND THE BLIND | | | |
| TELECOMMUNICATIONS EXCISE TAX FUND | | | |
| Operating Lump Sum Appropriation - Phoenix | \$ 0 | \$ 222,200 | \$ 0 |
| Operating Lump Sum Appropriation - Sw/Admin | 0 | 665,600 | 0 |
| Operating Lump Sum Appropriation - Tucson | 0 | 990,600 | 0 |
| TOTAL ARIZONA SCHOOL FOR THE DEAF AND THE BLIND | | | |
| TELECOMMUNICATIONS EXCISE TAX FUND | <u>\$ 0</u> | <u>\$ 1,878,400</u> | <u>\$ 0</u> |
| DEPARTMENT OF EDUCATION | | | |
| FAILING SCHOOLS TUTORING FUND | | | |
| Failing School Tutoring Fund | \$ 0 | \$ 0 | \$ 0 |
| TOTAL DEPARTMENT OF EDUCATION FAILING SCHOOLS TUTORING FUND | <u>\$ 0</u> | <u>\$ 0</u> | <u>\$ 0</u> |

| SUPPLEMENTAL APPROPRIATIONS MID-YEAR REVERSIONS AND ADJUSTMENTS | NET APPROPRIATIONS | EXPENDITURES | LAPSED APPROPRIATION AUTHORITY | JUNE 30, 2004 CONTINUING APPROPRIATION AUTHORITY |
|---|-----------------------|---------------|--------------------------------------|---|
| \$ 0 | \$ 391,100 | \$ 366,238 | \$ 0 | \$ 24,862 |
| 625 | 625 | 625 | 0 | 0 |
| \$ 625 | \$ 391,725 | \$ 366,863 | \$ 0 | \$ 24,862 |
| \$ 0 | \$ 1,228,000 | \$ 1,153,986 | \$ 74,014 | \$ 0 |
| 9,695 | 9,695 | 9,695 | 0 | 0 |
| \$ 9,695 | \$ 1,237,695 | \$ 1,163,681 | \$ 74,014 | \$ 0 |
| \$ 3,591,187 | \$ 89,050,651 | \$ 78,566,312 | \$ 5,053,174 | \$ 5,431,165 |
| \$ 0 | \$ 335,700 | \$ 335,691 | \$ 9 | \$ 0 |
| 0 | 26,900 | 26,900 | 0 | 0 |
| 0 | 21,200 | 15,549 | 5,651 | 0 |
| 0 | 150,000 | 27,112 | 122,888 | 0 |
| 0 | 119,600 | 67,673 | 51,927 | 0 |
| 0 | 2,143,700 | 1,644,137 | 499,563 | 0 |
| \$ 0 | \$ 2,797,100 | \$ 2,117,062 | \$ 680,038 | \$ 0 |
| \$ 0 | \$ 222,200 | \$ 165,229 | \$ 56,971 | \$ 0 |
| 0 | 665,600 | 495,687 | 169,913 | 0 |
| 0 | 990,600 | 715,992 | 274,608 | 0 |
| \$ 0 | \$ 1,878,400 | \$ 1,376,908 | \$ 501,492 | \$ 0 |
| \$ 1,500,000 | \$ 1,500,000 | \$ 4,220 | \$ 0 | \$ 1,495,780 |
| \$ 1,500,000 | \$ 1,500,000 | \$ 4,220 | \$ 0 | \$ 1,495,780 |

See accompanying notes to financial statements

**STATE OF ARIZONA
SPECIAL REVENUE FUNDS
STATEMENT OF EXPENDITURES - APPROPRIATIONS
BUDGETARY (LEGAL) BASIS
FOR THE YEAR ENDED JUNE 30, 2004**

| | <u>JULY 1, 2003 CONTINUING APPROPRIATION AUTHORITY</u> | <u>GENERAL APPROPRIATIONS</u> | <u>CAPITAL OUTLAY APPROPRIATIONS</u> |
|--|--|-----------------------------------|--|
| BOARD OF MEDICAL STUDENTS LOANS | | | |
| ARIZONA MEDICAL EXAMINERS BOARD | | | |
| Medical Student Loans | \$ 0 | \$ 283,400 | \$ 0 |
| TOTAL BOARD OF MEDICAL STUDENTS LOANS ARIZONA MEDICAL EXAMINERS BOARD | <u>\$ 0</u> | <u>\$ 283,400</u> | <u>\$ 0</u> |
| TOTAL EDUCATION | <u>\$ 0</u> | <u>\$ 4,958,900</u> | <u>\$ 0</u> |
| PROTECTION AND SAFETY | | | |
| AUTOMOBILE THEFT AUTHORITY | | | |
| AUTOMOBILE THEFT AUTHORITY FUND | | | |
| Operating Lump Sum Appropriation | \$ 0 | \$ 538,700 | \$ 0 |
| Auto Theft Authority Grants | 0 | 3,499,500 | 0 |
| TOTAL AUTOMOBILE THEFT AUTHORITY AUTOMOBILE THEFT AUTHORITY FUND | <u>\$ 0</u> | <u>\$ 4,038,200</u> | <u>\$ 0</u> |
| STATE DEPARTMENT OF CORRECTIONS | | | |
| CORRECTIONS FUND | | | |
| Operating Lump Sum Appropriation | \$ 0 | \$ 28,394,700 | \$ 0 |
| Additional Beds | 0 | 0 | 0 |
| Navajo and Coconino County Jail Beds | 0 | 0 | 0 |
| Prison Expansion and Additional Beds | 0 | 0 | 0 |
| Retention Stipends and Recruitment Bonus | 0 | 0 | 0 |
| Administrative Adjustments | 0 | 0 | 0 |
| TOTAL STATE DEPARTMENT OF CORRECTIONS CORRECTIONS FUND | <u>\$ 0</u> | <u>\$ 28,394,700</u> | <u>\$ 0</u> |
| STATE DEPARTMENT OF CORRECTIONS | | | |
| ALCOHOL ABUSE TREATMENT FUND | | | |
| Operating Lump Sum Appropriation | \$ 0 | \$ 449,300 | \$ 0 |
| Administrative Adjustments | 0 | 0 | 0 |
| TOTAL DEPARTMENT OF CORRECTIONS ALCOHOL ABUSE TREATMENT FUND | <u>\$ 0</u> | <u>\$ 449,300</u> | <u>\$ 0</u> |
| STATE DEPARTMENT OF CORRECTIONS | | | |
| PRISON CONSTRUCTION AND OPERATIONS FUND | | | |
| Drug Treatment Pilot Program | \$ 0 | \$ 0 | \$ 0 |
| TOTAL DEPARTMENT OF CORRECTIONS PRISON CONSTRUCTION AND OPERATIONS FUND | <u>\$ 0</u> | <u>\$ 0</u> | <u>\$ 0</u> |
| ARIZONA CRIMINAL JUSTICE COMMISSION | | | |
| VICTIM COMPENSATION AND ASSISTANCE FUND | | | |
| Operating Lump Sum Appropriation | \$ 0 | \$ 3,900,000 | \$ 0 |
| Crime Victim Compensation Special AG Transfer FY00 - 01 | 26,746 | 0 | 0 |
| TOTAL ARIZONA CRIMINAL JUSTICE COMMISSION VICTIM COMPENSATION AND ASSISTANCE FUND | <u>\$ 26,746</u> | <u>\$ 3,900,000</u> | <u>\$ 0</u> |

| SUPPLEMENTAL APPROPRIATIONS MID-YEAR REVERSIONS AND ADJUSTMENTS | NET APPROPRIATIONS | EXPENDITURES | LAPSED APPROPRIATION AUTHORITY | JUNE 30, 2004 CONTINUING APPROPRIATION AUTHORITY |
|---|-----------------------|----------------------|--------------------------------------|---|
| \$ 0 | \$ 283,400 | \$ 283,400 | \$ 0 | \$ 0 |
| <u>\$ 0</u> | <u>\$ 283,400</u> | <u>\$ 283,400</u> | <u>\$ 0</u> | <u>\$ 0</u> |
| <u>\$ 1,500,000</u> | <u>\$ 6,458,900</u> | <u>\$ 3,781,590</u> | <u>\$ 1,181,530</u> | <u>\$ 1,495,780</u> |
| | | | | # |
| \$ 0 | \$ 538,700 | \$ 519,279 | \$ 19,421 | \$ 0 |
| <u>0</u> | <u>3,499,500</u> | <u>3,497,215</u> | <u>2,285</u> | <u>0</u> |
| <u>\$ 0</u> | <u>\$ 4,038,200</u> | <u>\$ 4,016,494</u> | <u>\$ 21,706</u> | <u>\$ 0</u> |
| \$ 0 | \$ 28,394,700 | \$ 27,729,820 | \$ 664,880 | \$ 0 |
| 859,200 | 859,200 | 859,201 | (1) | 0 |
| 1,700,000 | 1,700,000 | 1,683,041 | 16,959 | 0 |
| 2,400,000 | 2,400,000 | 1,700,120 | 0 | 699,880 |
| 5,000,000 | 5,000,000 | 5,000,000 | 0 | 0 |
| 828,403 | 828,403 | 828,403 | 0 | 0 |
| <u>\$ 10,787,603</u> | <u>\$ 39,182,303</u> | <u>\$ 37,800,585</u> | <u>\$ 681,838</u> | <u>\$ 699,880</u> |
| \$ 0 | \$ 449,300 | \$ 441,375 | \$ 7,925 | \$ 0 |
| <u>89</u> | <u>89</u> | <u>89</u> | <u>0</u> | <u>0</u> |
| <u>\$ 89</u> | <u>\$ 449,389</u> | <u>\$ 441,464</u> | <u>\$ 7,925</u> | <u>\$ 0</u> |
| \$ 250,000 | \$ 250,000 | \$ 0 | \$ 0 | \$ 250,000 |
| <u>\$ 250,000</u> | <u>\$ 250,000</u> | <u>\$ 0</u> | <u>\$ 0</u> | <u>\$ 250,000</u> |
| \$ 0 | \$ 3,900,000 | \$ 3,832,746 | \$ 67,254 | \$ 0 |
| <u>0</u> | <u>26,746</u> | <u>18,544</u> | <u>0</u> | <u>8,202</u> |
| <u>\$ 0</u> | <u>\$ 3,926,746</u> | <u>\$ 3,851,290</u> | <u>\$ 67,254</u> | <u>\$ 8,202</u> |

See accompanying notes to financial statements

**STATE OF ARIZONA
SPECIAL REVENUE FUNDS
STATEMENT OF EXPENDITURES - APPROPRIATIONS
BUDGETARY (LEGAL) BASIS
FOR THE YEAR ENDED JUNE 30, 2004**

| | <u>JULY 1, 2003 CONTINUING APPROPRIATION AUTHORITY</u> | <u>GENERAL APPROPRIATIONS</u> | <u>CAPITAL OUTLAY APPROPRIATIONS</u> |
|---|--|-----------------------------------|--|
| ARIZONA CRIMINAL JUSTICE COMMISSION | | | |
| DRUG AND GANG PREVENTION RESOURCE CENTER FUND | | | |
| Drug and Gang Prevention Resource Center | \$ 0 | \$ 262,000 | \$ 0 |
| TOTAL ARIZONA CRIMINAL JUSTICE COMMISSION DRUG AND GANG PREVENTION RESOURCE CENTER FUND | <u>\$ 0</u> | <u>\$ 262,000</u> | <u>\$ 0</u> |
| ARIZONA CRIMINAL JUSTICE COMMISSION | | | |
| CRIMINAL JUSTICE ENHANCEMENT FUND | | | |
| Operating Lump Sum Appropriation | \$ 0 | \$ 561,300 | \$ 0 |
| TOTAL ARIZONA CRIMINAL JUSTICE COMMISSION CRIMINAL JUSTICE ENHANCEMENT FUND | <u>\$ 0</u> | <u>\$ 561,300</u> | <u>\$ 0</u> |
| ARIZONA CRIMINAL JUSTICE COMMISSION | | | |
| STATE AID TO COUNTY ATTORNEY FUND | | | |
| Rural State Aid to County Attorneys | \$ 0 | \$ 706,500 | \$ 0 |
| TOTAL ARIZONA CRIMINAL JUSTICE COMMISSION STATE AID TO COUNTY ATTORNEY FUND | <u>\$ 0</u> | <u>\$ 706,500</u> | <u>\$ 0</u> |
| ARIZONA CRIMINAL JUSTICE COMMISSION | | | |
| STATE AID TO INDIGENT DEFENSE FUND | | | |
| Rural State Aid to Indigent Defense | \$ 0 | \$ 670,800 | \$ 0 |
| TOTAL ARIZONA CRIMINAL JUSTICE COMMISSION STATE AID TO INDIGENT DEFENSE FUND | <u>\$ 0</u> | <u>\$ 670,800</u> | <u>\$ 0</u> |
| DEPARTMENT OF EMERGENCY AND MILITARY AFFAIRS | | | |
| EMERGENCY RESPONSE FUND | | | |
| Operating Lump Sum Appropriation | \$ 0 | \$ 132,700 | \$ 0 |
| TOTAL DEPARTMENT OF EMERGENCY AND MILITARY AFFAIRS EMERGENCY RESPONSE FUND | <u>\$ 0</u> | <u>\$ 132,700</u> | <u>\$ 0</u> |
| DEPARTMENT OF EMERGENCY AND MILITARY AFFAIRS | | | |
| NUCLEAR EMERGENCY MANAGEMENT FUND | | | |
| Off Site Nuclear Emergency FY89 - 90 | \$ 1,708 | \$ 0 | \$ 0 |
| TOTAL DEPARTMENT OF EMERGENCY AND MILITARY AFFAIRS NUCLEAR EMERGENCY MANAGEMENT FUND | <u>\$ 1,708</u> | <u>\$ 0</u> | <u>\$ 0</u> |
| DEPARTMENT OF JUVENILE CORRECTIONS | | | |
| CORRECTIONS FUND | | | |
| Adobe Mountain - Upgrade Fire Booster Pump | \$ 463 | \$ 0 | \$ 0 |
| Catalina Mountain Institution - Replace Kitchen Floor | 36,085 | 0 | 0 |
| TOTAL DEPARTMENT OF JUVENILE CORRECTIONS CORRECTIONS FUND | <u>\$ 36,548</u> | <u>\$ 0</u> | <u>\$ 0</u> |

| SUPPLEMENTAL APPROPRIATIONS MID-YEAR REVERSIONS AND ADJUSTMENTS | NET APPROPRIATIONS | EXPENDITURES | LAPSED APPROPRIATION AUTHORITY | JUNE 30, 2004 CONTINUING APPROPRIATION AUTHORITY |
|---|-----------------------|-------------------|--------------------------------------|---|
| \$ 0 | \$ 262,000 | \$ 262,000 | \$ 0 | \$ 0 |
| <u>\$ 0</u> | <u>\$ 262,000</u> | <u>\$ 262,000</u> | <u>\$ 0</u> | <u>\$ 0</u> |
| \$ 0 | \$ 561,300 | \$ 531,682 | \$ 29,618 | \$ 0 |
| <u>\$ 0</u> | <u>\$ 561,300</u> | <u>\$ 531,682</u> | <u>\$ 29,618</u> | <u>\$ 0</u> |
| \$ 0 | \$ 706,500 | \$ 706,500 | \$ 0 | \$ 0 |
| <u>\$ 0</u> | <u>\$ 706,500</u> | <u>\$ 706,500</u> | <u>\$ 0</u> | <u>\$ 0</u> |
| \$ 0 | \$ 670,800 | \$ 670,800 | \$ 0 | \$ 0 |
| <u>\$ 0</u> | <u>\$ 670,800</u> | <u>\$ 670,800</u> | <u>\$ 0</u> | <u>\$ 0</u> |
| \$ 0 | \$ 132,700 | \$ 132,700 | \$ 0 | \$ 0 |
| <u>\$ 0</u> | <u>\$ 132,700</u> | <u>\$ 132,700</u> | <u>\$ 0</u> | <u>\$ 0</u> |
| \$ 0 | \$ 1,708 | \$ 0 | \$ 0 | \$ 1,708 |
| <u>\$ 0</u> | <u>\$ 1,708</u> | <u>\$ 0</u> | <u>\$ 0</u> | <u>\$ 1,708</u> |
| \$ (463) | \$ 0 | \$ 0 | \$ 0 | \$ 0 |
| <u>0</u> | <u>36,085</u> | <u>36,085</u> | <u>0</u> | <u>0</u> |
| <u>\$ (463)</u> | <u>\$ 36,085</u> | <u>\$ 36,085</u> | <u>\$ 0</u> | <u>\$ 0</u> |

STATE OF ARIZONA
SPECIAL REVENUE FUNDS
STATEMENT OF EXPENDITURES - APPROPRIATIONS
BUDGETARY (LEGAL) BASIS
FOR THE YEAR ENDED JUNE 30, 2004

| | JULY 1, 2003 CONTINUING APPROPRIATION AUTHORITY | GENERAL APPROPRIATIONS | CAPITAL OUTLAY APPROPRIATIONS |
|--|--|---------------------------|----------------------------------|
| DEPARTMENT OF JUVENILE CORRECTIONS | | | |
| CRIMINAL JUSTICE ENHANCEMENT FUND | | | |
| Operating Lump Sum Appropriation | \$ 0 | \$ 585,300 | \$ 0 |
| TOTAL DEPARTMENT OF JUVENILE CORRECTIONS CRIMINAL JUSTICE ENHANCEMENT FUND | <u>\$ 0</u> | <u>\$ 585,300</u> | <u>\$ 0</u> |
| BOARD OF FINGERPRINTING | | | |
| BOARD OF FINGERPRINTING FUND | | | |
| Administrative Adjustments | \$ 0 | \$ 0 | \$ 0 |
| TOTAL BOARD OF FINGERPRINTING BOARD OF FINGERPRINTING FUND | <u>\$ 0</u> | <u>\$ 0</u> | <u>\$ 0</u> |
| DEPARTMENT OF PUBLIC SAFETY | | | |
| FINGERPRINT CLEARANCE CARD FUND | | | |
| Board of Fingerprinting | \$ 0 | \$ 268,700 | \$ 0 |
| TOTAL DEPARTMENT OF PUBLIC SAFETY FINGERPRINT CLEARANCE CARD FUND | <u>\$ 0</u> | <u>\$ 268,700</u> | <u>\$ 0</u> |
| DEPARTMENT OF PUBLIC SAFETY | | | |
| AUTOMATED FINGERPRINT IDENTIFICATION SYSTEM FUND | | | |
| Operating Lump Sum Appropriation | \$ 0 | \$ 2,194,900 | \$ 0 |
| TOTAL DEPARTMENT OF PUBLIC SAFETY AUTOMATED FINGERPRINT IDENTIFICATION SYSTEM FUND | <u>\$ 0</u> | <u>\$ 2,194,900</u> | <u>\$ 0</u> |
| DEPARTMENT OF PUBLIC SAFETY | | | |
| DNA IDENTIFICATION FUND | | | |
| Operating Lump Sum Appropriation | \$ 0 | \$ 525,100 | \$ 0 |
| DNA Testing FY03 - 04 | 0 | 0 | 0 |
| DNA Testing FY02 - 03 | 1,437,087 | 0 | 0 |
| TOTAL DEPARTMENT OF PUBLIC SAFETY DNA IDENTIFICATION FUND | <u>\$ 1,437,087</u> | <u>\$ 525,100</u> | <u>\$ 0</u> |
| DEPARTMENT OF PUBLIC SAFETY | | | |
| CRIMINAL JUSTICE ENHANCEMENT FUND | | | |
| Operating Lump Sum Appropriation | \$ 0 | \$ 2,297,200 | \$ 0 |
| TOTAL DEPARTMENT OF PUBLIC SAFETY CRIMINAL JUSTICE ENHANCEMENT FUND | <u>\$ 0</u> | <u>\$ 2,297,200</u> | <u>\$ 0</u> |
| DEPARTMENT OF PUBLIC SAFETY | | | |
| ARIZONA HIGHWAY PATROL FUND | | | |
| Operating Lump Sum Appropriation | \$ 0 | \$ 16,429,900 | \$ 0 |
| TOTAL DEPARTMENT OF PUBLIC SAFETY ARIZONA HIGHWAY PATROL FUND | <u>\$ 0</u> | <u>\$ 16,429,900</u> | <u>\$ 0</u> |

| SUPPLEMENTAL APPROPRIATIONS MID-YEAR REVERSIONS AND ADJUSTMENTS | NET APPROPRIATIONS | EXPENDITURES | LAPSED APPROPRIATION AUTHORITY | JUNE 30, 2004 CONTINUING APPROPRIATION AUTHORITY |
|---|-----------------------|----------------------|--------------------------------------|---|
| \$ 0 | \$ 585,300 | \$ 584,798 | \$ 502 | \$ 0 |
| <u>\$ 0</u> | <u>\$ 585,300</u> | <u>\$ 584,798</u> | <u>\$ 502</u> | <u>\$ 0</u> |
| \$ 2,089 | \$ 2,089 | \$ 2,089 | \$ 0 | \$ 0 |
| <u>\$ 2,089</u> | <u>\$ 2,089</u> | <u>\$ 2,089</u> | <u>\$ 0</u> | <u>\$ 0</u> |
| \$ 0 | \$ 268,700 | \$ 268,700 | \$ 0 | \$ 0 |
| <u>\$ 0</u> | <u>\$ 268,700</u> | <u>\$ 268,700</u> | <u>\$ 0</u> | <u>\$ 0</u> |
| \$ 0 | \$ 2,194,900 | \$ 2,152,887 | \$ 42,013 | \$ 0 |
| <u>\$ 0</u> | <u>\$ 2,194,900</u> | <u>\$ 2,152,887</u> | <u>\$ 42,013</u> | <u>\$ 0</u> |
| \$ 0 | \$ 525,100 | \$ 525,100 | \$ 0 | \$ 0 |
| 2,000,000 | 2,000,000 | 1,004,919 | 0 | 995,081 |
| 0 | 1,437,087 | 0 | 0 | 1,437,087 |
| <u>\$ 2,000,000</u> | <u>\$ 3,962,187</u> | <u>\$ 1,530,019</u> | <u>\$ 0</u> | <u>\$ 2,432,168</u> |
| \$ 0 | \$ 2,297,200 | \$ 2,297,200 | \$ 0 | \$ 0 |
| <u>\$ 0</u> | <u>\$ 2,297,200</u> | <u>\$ 2,297,200</u> | <u>\$ 0</u> | <u>\$ 0</u> |
| \$ 0 | \$ 16,429,900 | \$ 16,335,156 | \$ 94,744 | \$ 0 |
| <u>\$ 0</u> | <u>\$ 16,429,900</u> | <u>\$ 16,335,156</u> | <u>\$ 94,744</u> | <u>\$ 0</u> |

**STATE OF ARIZONA
SPECIAL REVENUE FUNDS
STATEMENT OF EXPENDITURES - APPROPRIATIONS
BUDGETARY (LEGAL) BASIS
FOR THE YEAR ENDED JUNE 30, 2004**

| | <u>JULY 1, 2003 CONTINUING APPROPRIATION AUTHORITY</u> | <u>GENERAL APPROPRIATIONS</u> | <u>CAPITAL OUTLAY APPROPRIATIONS</u> |
|---|--|-----------------------------------|--|
| DEPARTMENT OF PUBLIC SAFETY | | | |
| SAFETY ENFORCEMENT AND TRANSPORTATION INFRASTRUCTURE FUND | | | |
| Operating Lump Sum Appropriation | \$ 0 | \$ 1,192,800 | \$ 0 |
| TOTAL DEPARTMENT OF PUBLIC SAFETY SAFETY ENFORCEMENT AND TRANSPORTATION INFRASTRUCTURE FUND | <u>\$ 0</u> | <u>\$ 1,192,800</u> | <u>\$ 0</u> |
| DEPARTMENT OF PUBLIC SAFETY | | | |
| STATE HIGHWAY FUND | | | |
| Operating Lump Sum Appropriation | \$ 0 | \$ 30,151,400 | \$ 0 |
| TOTAL DEPARTMENT OF PUBLIC SAFETY STATE HIGHWAY FUND | <u>\$ 0</u> | <u>\$ 30,151,400</u> | <u>\$ 0</u> |
| DEPARTMENT OF PUBLIC SAFETY | | | |
| ARIZONA HIGHWAY USER REVENUE FUND | | | |
| Operating Lump Sum Appropriation | \$ 0 | \$ 48,698,000 | \$ 0 |
| Patrol Officers FY02 - 03 | 2,574,215 | 0 | 0 |
| TOTAL DEPARTMENT OF PUBLIC SAFETY ARIZONA HIGHWAY USER REVENUE FUND | <u>\$ 2,574,215</u> | <u>\$ 48,698,000</u> | <u>\$ 0</u> |
| DEPARTMENT OF PUBLIC SAFETY | | | |
| MOTORCYCLE SAFETY FUND | | | |
| Operating Lump Sum Appropriation | \$ 0 | \$ 80,000 | \$ 0 |
| TOTAL DEPARTMENT OF PUBLIC SAFETY MOTORCYCLE SAFETY FUND | <u>\$ 0</u> | <u>\$ 80,000</u> | <u>\$ 0</u> |
| DEPARTMENT OF PUBLIC SAFETY | | | |
| CRIME LAB ASSESSMENT FUND | | | |
| Operating Lump Sum Appropriation | \$ 0 | \$ 4,424,700 | \$ 0 |
| TOTAL DEPARTMENT OF PUBLIC SAFETY CRIME LAB ASSESSMENT FUND | <u>\$ 0</u> | <u>\$ 4,424,700</u> | <u>\$ 0</u> |
| TOTAL PROTECTION AND SAFETY | <u>\$ 4,076,304</u> | <u>\$ 145,963,500</u> | <u>\$ 0</u> |
| TRANSPORTATION | | | |
| DEPARTMENT OF TRANSPORTATION | | | |
| STATE AVIATION FUND | | | |
| Operating Lump Sum Appropriation | \$ 0 | \$ 1,896,100 | \$ 0 |
| Airport Planning and Development FY03 - 04 | 0 | 0 | 15,232,000 |
| Airport Planning and Development FY02 - 03 | 292,087 | 0 | 0 |
| Building Renewal FY03 - 04 | 0 | 0 | 32,000 |
| Building Renewal FY00 - 01 | 20,520 | 0 | 0 |
| Administrative Adjustments | 0 | 0 | 0 |
| TOTAL DEPARTMENT OF TRANSPORTATION STATE AVIATION FUND | <u>\$ 312,607</u> | <u>\$ 1,896,100</u> | <u>\$ 15,264,000</u> |

| SUPPLEMENTAL APPROPRIATIONS MID-YEAR REVERSIONS AND ADJUSTMENTS | NET APPROPRIATIONS | EXPENDITURES | LAPSED APPROPRIATION AUTHORITY | JUNE 30, 2004 CONTINUING APPROPRIATION AUTHORITY |
|---|-----------------------|-----------------------|--------------------------------------|---|
| \$ 0 | \$ 1,192,800 | \$ 1,022,138 | \$ 170,662 | \$ 0 |
| <u>\$ 0</u> | <u>\$ 1,192,800</u> | <u>\$ 1,022,138</u> | <u>\$ 170,662</u> | <u>\$ 0</u> |
| \$ 0 | \$ 30,151,400 | \$ 30,151,400 | \$ 0 | \$ 0 |
| <u>\$ 0</u> | <u>\$ 30,151,400</u> | <u>\$ 30,151,400</u> | <u>\$ 0</u> | <u>\$ 0</u> |
| \$ 0 | \$ 48,698,000 | \$ 48,698,000 | \$ 0 | \$ 0 |
| 0 | 2,574,215 | 2,532,645 | 0 | 41,570 |
| <u>\$ 0</u> | <u>\$ 51,272,215</u> | <u>\$ 51,230,645</u> | <u>\$ 0</u> | <u>\$ 41,570</u> |
| \$ 0 | \$ 80,000 | \$ 74,368 | \$ 5,632 | \$ 0 |
| <u>\$ 0</u> | <u>\$ 80,000</u> | <u>\$ 74,368</u> | <u>\$ 5,632</u> | <u>\$ 0</u> |
| \$ 0 | \$ 4,424,700 | \$ 3,903,100 | \$ 521,600 | \$ 0 |
| <u>\$ 0</u> | <u>\$ 4,424,700</u> | <u>\$ 3,903,100</u> | <u>\$ 521,600</u> | <u>\$ 0</u> |
| <u>\$ 13,039,318</u> | <u>\$ 163,079,122</u> | <u>\$ 158,002,100</u> | <u>\$ 1,643,494</u> | <u>\$ 3,433,528</u> |
| \$ 0 | \$ 1,896,100 | \$ 1,823,832 | \$ 72,268 | \$ 0 |
| 0 | 15,232,000 | 10,525,446 | 0 | 4,706,554 |
| 0 | 292,087 | 292,087 | 0 | 0 |
| 0 | 32,000 | 0 | 0 | 32,000 |
| 0 | 20,520 | 0 | 0 | 20,520 |
| 29,608 | 29,608 | 29,608 | 0 | 0 |
| <u>\$ 29,608</u> | <u>\$ 17,502,315</u> | <u>\$ 12,670,973</u> | <u>\$ 72,268</u> | <u>\$ 4,759,074</u> |

See accompanying notes to financial statements

**STATE OF ARIZONA
SPECIAL REVENUE FUNDS
STATEMENT OF EXPENDITURES - APPROPRIATIONS
BUDGETARY (LEGAL) BASIS
FOR THE YEAR ENDED JUNE 30, 2004**

| | <u>JULY 1, 2003 CONTINUING APPROPRIATION AUTHORITY</u> | <u>GENERAL APPROPRIATIONS</u> | <u>CAPITAL OUTLAY APPROPRIATIONS</u> |
|--|--|-----------------------------------|--|
| DEPARTMENT OF TRANSPORTATION | | | |
| AIR QUALITY FUND | | | |
| Operating Lump Sum Appropriation | \$ 0 | \$ 55,700 | \$ 0 |
| TOTAL DEPARTMENT OF TRANSPORTATION AIR QUALITY FUND | <u>\$ 0</u> | <u>\$ 55,700</u> | <u>\$ 0</u> |
| DEPARTMENT OF TRANSPORTATION | | | |
| STATE HIGHWAY FUND | | | |
| Administration - Operating Lump Sum Appropriation | \$ 0 | \$ 56,253,000 | \$ 0 |
| Highway - Operating Lump Sum Appropriation | 0 | 46,116,700 | 0 |
| Highway Maintenance Lump Sum Appropriation FY03 - 04 | 0 | 95,155,200 | 0 |
| Highway Maintenance Lump Sum Appropriation FY02 - 03 | 2,582,109 | 0 | 0 |
| Transfer to Department of Public Safety | 0 | 30,151,400 | 0 |
| Vehicle Registration Enforcement | 0 | 383,300 | 0 |
| Highways - Construction Administration | 0 | 51,859,000 | 0 |
| Motor Vehicle Division Lump Sum Appropriation FY03 - 04 | 0 | 80,146,400 | 0 |
| Motor Vehicle Division Lump Sum Appropriation FY00 - 01 | 426,617 | 0 | 0 |
| Highway Construction FY03 - 04 | 0 | 0 | 311,475,000 |
| Highway Construction FY02 - 03 | 49,105,210 | 0 | 0 |
| Building Renewal FY03 - 04 | 0 | 0 | 1,560,500 |
| Building Renewal FY02 - 03 | 1,376,433 | 0 | 0 |
| Building Renewal FY01 - 02 | 81,278 | 0 | 0 |
| Building Renewal FY00 - 01 | 27,463 | 0 | 0 |
| North Phoenix Maintenance Yard | 67,181 | 0 | 0 |
| Cottonwood Motor Vehicle Division Service Center FY00 - 01 | 1,190 | 0 | 0 |
| Cottonwood Motor Vehicle Division Service Center FY99 - 00 | 1,563 | 0 | 0 |
| Glendale Motor Vehicle Division Service Center FY00 - 01 | 2,260 | 0 | 0 |
| Payson Motor Vehicle Division Service Center FY01 - 02 | 856,000 | 0 | 0 |
| Payson Motor Vehicle Division Service Center FY00 - 01 | 44,138 | 0 | 0 |
| Douglas Motor Vehicle Division Service Center | 3,313 | 0 | 0 |
| De-Icer Building FY02 - 03 | 195,928 | 0 | 0 |
| De-Icer Building FY01 - 02 | 3,355 | 0 | 0 |
| Fire System Upgrades | 46,187 | 0 | 0 |
| Liquid De-Icer Storage Tanks | 1,436 | 0 | 0 |
| Motor Vehicle Division Central Arizona Port New Trailers | 816 | 0 | 0 |
| Methane Extraction Unit | 65,436 | 0 | 0 |
| Special Projects | 30,868 | 0 | 0 |
| Douglas Maintenance Yard Admin Adjustment FY90 - 91 | 2,000 | 0 | 0 |
| Holbrook Maintenance Yard Sewer System | 67,898 | 0 | 0 |
| Motor Vehicle Division Electronic Certificate of Title Sys FY02 - 03 | 13,488 | 0 | 0 |
| Motor Vehicle Division Electronic Certificate of Title Sys FY01 - 02 | 4,852 | 0 | 0 |
| Motor Vehicle Division One-Time Trailer Fees Implementation | 43,724 | 0 | 0 |
| Motor Vehicle Division Security Enhancement Issues FY02 - 03 | 2,682,456 | 0 | 0 |
| Motor Vehicle Division Security Enhancement Issues FY01 - 02 | 987,689 | 0 | 0 |
| West Phoenix Motor Vehicle Division Service Center | 351,089 | 0 | 0 |
| Asbestos and Lead Inspections FY02 - 03 | 598,039 | 0 | 0 |

| SUPPLEMENTAL APPROPRIATIONS MID-YEAR REVERSIONS AND ADJUSTMENTS | NET APPROPRIATIONS | EXPENDITURES | LAPSED APPROPRIATION AUTHORITY | JUNE 30, 2004 CONTINUING APPROPRIATION AUTHORITY |
|---|-----------------------|------------------|--------------------------------------|---|
| \$ 0 | \$ 55,700 | \$ 55,700 | \$ 0 | \$ 0 |
| <u>\$ 0</u> | <u>\$ 55,700</u> | <u>\$ 55,700</u> | <u>\$ 0</u> | <u>\$ 0</u> |
| \$ 0 | \$ 56,253,000 | \$ 56,243,103 | \$ 9,897 | \$ 0 |
| 0 | 46,116,700 | 46,018,069 | 98,631 | 0 |
| 0 | 95,155,200 | 92,484,356 | 0 | 2,670,844 |
| 0 | 2,582,109 | 2,580,388 | 0 | 1,721 |
| 0 | 30,151,400 | 30,151,400 | 0 | 0 |
| 0 | 383,300 | 211,827 | 171,473 | 0 |
| 0 | 51,859,000 | 51,645,774 | 213,226 | 0 |
| 0 | 80,146,400 | 80,013,167 | 133,233 | 0 |
| (426,617) | 0 | 0 | 0 | 0 |
| 0 | 311,475,000 | 241,574,241 | 0 | 69,900,759 |
| 0 | 49,105,210 | 49,105,210 | 0 | 0 |
| 0 | 1,560,500 | 646,257 | 0 | 914,243 |
| 0 | 1,376,433 | 741,540 | 0 | 634,893 |
| 0 | 81,278 | 68,678 | 0 | 12,600 |
| 0 | 27,463 | 25,000 | 0 | 2,463 |
| 0 | 67,181 | 39,964 | 0 | 27,217 |
| 0 | 1,190 | 0 | 0 | 1,190 |
| 0 | 1,563 | 0 | 0 | 1,563 |
| 0 | 2,260 | 0 | 0 | 2,260 |
| 0 | 856,000 | 0 | 0 | 856,000 |
| 0 | 44,138 | 0 | 0 | 44,138 |
| 0 | 3,313 | 0 | 0 | 3,313 |
| 0 | 195,928 | 181,106 | 0 | 14,822 |
| 0 | 3,355 | 0 | 0 | 3,355 |
| 0 | 46,187 | 0 | 0 | 46,187 |
| 0 | 1,436 | 0 | 0 | 1,436 |
| 0 | 816 | 0 | 0 | 816 |
| 0 | 65,436 | 0 | 0 | 65,436 |
| 0 | 30,868 | 0 | 0 | 30,868 |
| 0 | 2,000 | 0 | 0 | 2,000 |
| 0 | 67,898 | 0 | 0 | 67,898 |
| 0 | 13,488 | 0 | 0 | 13,488 |
| 0 | 4,852 | 0 | 0 | 4,852 |
| 0 | 43,724 | 0 | 0 | 43,724 |
| 0 | 2,682,456 | 513,951 | 0 | 2,168,505 |
| 0 | 987,689 | 812,773 | 0 | 174,916 |
| 0 | 351,089 | 349,742 | 0 | 1,347 |
| 0 | 598,039 | 0 | 0 | 598,039 |

See accompanying notes to financial statements

**STATE OF ARIZONA
SPECIAL REVENUE FUNDS
STATEMENT OF EXPENDITURES - APPROPRIATIONS
BUDGETARY (LEGAL) BASIS
FOR THE YEAR ENDED JUNE 30, 2004**

| | JULY 1, 2003 CONTINUING APPROPRIATION AUTHORITY | GENERAL APPROPRIATIONS | CAPITAL OUTLAY APPROPRIATIONS |
|--|--|-----------------------------------|--|
| Asbestos and Lead Inspections FY01 - 02 | 605,367 | 0 | 0 |
| East Valley Maintenance Yard | 1,183,953 | 0 | 0 |
| On-Line Verification of Social Security Numbers | 0 | 0 | 0 |
| Fee Accounting and Revenue Management System | 0 | 0 | 0 |
| Integrated Inventory System | 0 | 0 | 0 |
| Administrative Adjustments | 0 | 0 | 0 |
| TOTAL DEPARTMENT OF TRANSPORTATION STATE HIGHWAY FUND | \$ 61,459,336 | \$ 360,065,000 | \$ 313,035,500 |

DEPARTMENT OF TRANSPORTATION

**SAFETY ENFORCEMENT AND TRANSPORTATION
INFRASTRUCTURE FUND**

| | | | |
|---|---------------------|---------------------|-------------|
| Highway Maintenance Lump Sum Appropriation | \$ 0 | \$ 558,700 | \$ 0 |
| Motor Vehicle Division Lump Sum Appropriation | 0 | 1,987,000 | 0 |
| Nogales Cyber Port Study | 0 | 0 | 0 |
| Safety, Security, Traffic Management and Control | 0 | 0 | 0 |
| Douglas Weigh Station | 0 | 0 | 0 |
| Alternate Truck Route - Douglas Chino Road | 0 | 0 | 0 |
| San Luis Poe Connector Road | 0 | 0 | 0 |
| Transfer to Department of Public Safety | 0 | 1,192,800 | 0 |
| Modular Vehicle Davison Nogales Port Facility | 18,882 | 0 | 0 |
| Nogales Port of Entry | 2 | 0 | 0 |
| Arizona-Mexico Border Points FY97 - 98 | 569 | 0 | 0 |
| Motor Vehicle Division Nogales Port Facility FY00 - 01 | 24,270 | 0 | 0 |
| Motor Vehicle Division Nogales Port Facility FY 99 - 00 | 925,853 | 0 | 0 |
| Southern Border Ports Administrations Office Annex | 50,000 | 0 | 0 |
| Site Improvement - Nogales Inspection Station | 0 | 0 | 0 |
| TOTAL DEPARTMENT OF TRANSPORTATION SAFETY ENFORCEMENT AND TRANSPORTATION INFRASTRUCTURE FUND | \$ 1,019,576 | \$ 3,738,500 | \$ 0 |

DEPARTMENT OF TRANSPORTATION

VEHICLE INSPECTION AND TITLE ENFORCEMENT FUND

| | | | |
|---|-------------|---------------------|-------------|
| Motor Vehicle Division Lump Sum Appropriation | \$ 0 | \$ 1,119,400 | \$ 0 |
| TOTAL DEPARTMENT OF TRANSPORTATION VEHICLE INSPECTION AND TITLE ENFORCEMENT FUND | \$ 0 | \$ 1,119,400 | \$ 0 |

DEPARTMENT OF TRANSPORTATION

MOTOR VEHICLE LIABILITY INSURANCE ENFORCEMENT FUND

| | | | |
|--|-------------|---------------------|-------------|
| Motor Vehicle Division Lump Sum Appropriation | \$ 0 | \$ 1,100,600 | \$ 0 |
| TOTAL DEPARTMENT OF TRANSPORTATION MOTOR VEHICLE LIABILITY INSURANCE ENFORCEMENT FUND | \$ 0 | \$ 1,100,600 | \$ 0 |

| SUPPLEMENTAL APPROPRIATIONS MID-YEAR REVERSIONS AND ADJUSTMENTS | NET APPROPRIATIONS | EXPENDITURES | LAPSED APPROPRIATION AUTHORITY | JUNE 30, 2004 CONTINUING APPROPRIATION AUTHORITY |
|---|-----------------------|-----------------------|--------------------------------------|---|
| 0 | 605,367 | 203,598 | 0 | 401,769 |
| 0 | 1,183,953 | 157,192 | 0 | 1,026,761 |
| 797 | 797 | 0 | 0 | 797 |
| 343,537 | 343,537 | 187,453 | 0 | 156,084 |
| 276,897 | 276,897 | 177,652 | 0 | 99,245 |
| 22,906 | 22,906 | 22,906 | 0 | 0 |
| <u>\$ 217,520</u> | <u>\$ 734,777,356</u> | <u>\$ 654,155,347</u> | <u>\$ 626,460</u> | <u>\$ 79,995,549</u> |

| | | | | |
|---------------------|---------------------|---------------------|---------------------|---------------------|
| \$ 0 | \$ 558,700 | \$ 558,600 | \$ 0 | \$ 100 |
| 0 | 1,987,000 | 906,925 | 1,080,075 | 0 |
| 300,000 | 300,000 | 0 | 0 | 300,000 |
| 18,000 | 18,000 | 0 | 0 | 18,000 |
| 178,000 | 178,000 | 0 | 0 | 178,000 |
| 250,000 | 250,000 | 0 | 0 | 250,000 |
| 200,000 | 200,000 | 0 | 0 | 200,000 |
| 0 | 1,192,800 | 1,022,138 | 170,662 | 0 |
| 0 | 18,882 | 0 | 0 | 18,882 |
| 0 | 2 | 0 | 0 | 2 |
| 0 | 569 | 0 | 0 | 569 |
| 0 | 24,270 | 18,790 | 0 | 5,480 |
| 0 | 925,853 | 905,506 | 0 | 20,347 |
| 0 | 50,000 | 7,400 | 0 | 42,600 |
| 54,000 | 54,000 | 0 | 0 | 54,000 |
| <u>\$ 1,000,000</u> | <u>\$ 5,758,076</u> | <u>\$ 3,419,359</u> | <u>\$ 1,250,737</u> | <u>\$ 1,087,980</u> |

| | | | | |
|-------------|---------------------|-------------------|-------------------|-------------|
| <u>\$ 0</u> | <u>\$ 1,119,400</u> | <u>\$ 913,020</u> | <u>\$ 206,380</u> | <u>\$ 0</u> |
|-------------|---------------------|-------------------|-------------------|-------------|

| | | | | |
|-------------|---------------------|-------------------|-------------------|-------------|
| <u>\$ 0</u> | <u>\$ 1,119,400</u> | <u>\$ 913,020</u> | <u>\$ 206,380</u> | <u>\$ 0</u> |
|-------------|---------------------|-------------------|-------------------|-------------|

| | | | | |
|-------------|---------------------|---------------------|------------------|-------------|
| <u>\$ 0</u> | <u>\$ 1,100,600</u> | <u>\$ 1,052,122</u> | <u>\$ 48,478</u> | <u>\$ 0</u> |
|-------------|---------------------|---------------------|------------------|-------------|

| | | | | |
|-------------|---------------------|---------------------|------------------|-------------|
| <u>\$ 0</u> | <u>\$ 1,100,600</u> | <u>\$ 1,052,122</u> | <u>\$ 48,478</u> | <u>\$ 0</u> |
|-------------|---------------------|---------------------|------------------|-------------|

**STATE OF ARIZONA
SPECIAL REVENUE FUNDS
STATEMENT OF EXPENDITURES - APPROPRIATIONS
BUDGETARY (LEGAL) BASIS
FOR THE YEAR ENDED JUNE 30, 2004**

| | JULY 1, 2003 CONTINUING APPROPRIATION AUTHORITY | GENERAL APPROPRIATIONS | CAPITAL OUTLAY APPROPRIATIONS |
|---|--|-----------------------------------|--|
| DEPARTMENT OF TRANSPORTATION | | | |
| HIGHWAY USER REVENUE FUND | | | |
| Transfer to Department of Public Safety | \$ 0 | \$ 48,698,000 | \$ 0 |
| Vehicle Registration Enforcement | 0 | 383,300 | 0 |
| TOTAL DEPARTMENT OF TRANSPORTATION HIGHWAY USER REVENUE FUND | <u>\$ 0</u> | <u>\$ 49,081,300</u> | <u>\$ 0</u> |
| TOTAL TRANSPORTATION | <u>\$ 62,791,519</u> | <u>\$ 417,056,600</u> | <u>\$ 328,299,500</u> |

NATURAL RESOURCES

ARIZONA GAME AND FISH DEPARTMENT

GAME AND FISH FUND

| | | | |
|--|-------------------|----------------------|-------------------|
| Operating Lump Sum Appropriation | \$ 0 | \$ 20,074,300 | \$ 0 |
| Pittman - Robertson/Dingell - Johnson Act | 0 | 2,808,000 | 0 |
| Performance Based Incentives Program FY03 - 04 | 0 | 300,000 | 0 |
| Performance Based Incentives Program FY00 - 01 | 13 | 0 | 0 |
| Performance Based Incentives Program FY97 - 98 | 6,571 | 0 | 0 |
| Building Renewal FY03 - 04 | 0 | 0 | 323,300 |
| Building Renewal FY02 - 03 | 232,317 | 0 | 0 |
| Building Renewal FY01 - 02 | 11,810 | 0 | 0 |
| Building Renewal FY00 - 01 | 13,800 | 0 | 0 |
| Facility Improvements FY02 - 03 | 146,600 | 0 | 0 |
| Facility Improvements FY01 - 02 | 135,700 | 0 | 0 |
| Facility Improvements FY00 - 01 | 2,453 | 0 | 0 |
| Facility Improvements FY99 - 00 | 6,690 | 0 | 0 |
| Shooting Range Development Grants Program | 0 | 100,000 | 0 |
| Shooting Range Development FY02 - 03 | 100,000 | 0 | 0 |
| Shooting Range Development FY01 - 02 | 42,122 | 0 | 0 |
| Shooting Range Development FY00 - 01 | 30,938 | 0 | 0 |
| Shooting Range Development FY99 - 00 | 2,058 | 0 | 0 |
| Shooting Range Development FY98 - 99 | 4,270 | 0 | 0 |
| Flagstaff Shooting Range Development FY00 - 01 | 74,000 | 0 | 0 |
| Flagstaff Shooting Range Development FY99 - 00 | 15,340 | 0 | 0 |
| Canyon Creek Hatchery Improvement | 0 | 0 | 360,000 |
| Administrative Adjustments | 0 | 0 | 0 |
| TOTAL ARIZONA GAME AND FISH DEPARTMENT GAME AND FISH FUND | <u>\$ 824,682</u> | <u>\$ 23,282,300</u> | <u>\$ 683,300</u> |

GAME AND FISH DEPARTMENT

GAME AND FISH CAPITAL IMPROVEMENT FUND

| | | | |
|---|---------|------|------------|
| Lake Havasu Shooting Range Development | \$ 0 | \$ 0 | \$ 300,000 |
| Pinetop Warehouse and Paving | 0 | 0 | 310,000 |
| Headquarters Security System | 0 | 0 | 200,000 |
| Headquarters Expansion and Renovation FY02 - 03 | 800,000 | 0 | 0 |
| Headquarters Expansion and Renovation FY01 - 02 | 500,000 | 0 | 0 |
| Headquarters Expansion and Renovation FY00 - 01 | 212,333 | 0 | 0 |

| SUPPLEMENTAL APPROPRIATIONS MID-YEAR REVERSIONS AND ADJUSTMENTS | NET APPROPRIATIONS | EXPENDITURES | LAPSED APPROPRIATION AUTHORITY | JUNE 30, 2004 CONTINUING APPROPRIATION AUTHORITY |
|---|-----------------------|-----------------------|--------------------------------------|---|
| \$ 0 | \$ 48,698,000 | \$ 48,698,000 | \$ 0 | \$ 0 |
| 0 | 383,300 | 383,300 | 0 | 0 |
| <u>\$ 0</u> | <u>\$ 49,081,300</u> | <u>\$ 49,081,300</u> | <u>\$ 0</u> | <u>\$ 0</u> |
| <u>\$ 1,247,128</u> | <u>\$ 809,394,747</u> | <u>\$ 721,347,821</u> | <u>\$ 2,204,323</u> | <u>\$ 85,842,603</u> |

| | | | | |
|------------------|----------------------|----------------------|---------------------|---------------------|
| \$ 0 | \$ 20,074,300 | \$ 16,870,982 | \$ 3,203,318 | \$ 0 |
| 0 | 2,808,000 | 2,808,000 | 0 | 0 |
| 0 | 300,000 | 300,000 | 0 | 0 |
| 0 | 13 | 0 | 0 | 13 |
| 0 | 6,571 | 0 | 0 | 6,571 |
| 0 | 323,300 | 25,723 | 0 | 297,577 |
| 0 | 232,317 | 187,432 | 0 | 44,885 |
| 0 | 11,810 | 11,809 | 0 | 1 |
| 0 | 13,800 | 13,800 | 0 | 0 |
| 0 | 146,600 | 618 | 0 | 145,982 |
| 0 | 135,700 | 64,142 | 0 | 71,558 |
| 0 | 2,453 | 0 | 0 | 2,453 |
| 0 | 6,690 | 6,689 | 0 | 1 |
| 0 | 100,000 | 19,363 | 0 | 80,637 |
| 0 | 100,000 | 86,217 | 0 | 13,783 |
| 0 | 42,122 | 2,564 | 0 | 39,558 |
| 0 | 30,938 | 30,938 | 0 | 0 |
| 0 | 2,058 | 0 | 0 | 2,058 |
| 0 | 4,270 | 4,270 | 0 | 0 |
| 0 | 74,000 | 142 | 0 | 73,858 |
| 0 | 15,340 | 3,756 | 0 | 11,584 |
| 0 | 360,000 | 4,514 | 0 | 355,486 |
| 82,403 | 82,403 | 82,403 | 0 | 0 |
| <u>\$ 82,403</u> | <u>\$ 24,872,685</u> | <u>\$ 20,523,362</u> | <u>\$ 3,203,318</u> | <u>\$ 1,146,005</u> |

| | | | | |
|------|------------|--------|------|------------|
| \$ 0 | \$ 300,000 | \$ 55 | \$ 0 | \$ 299,945 |
| 0 | 310,000 | 5,498 | 0 | 304,502 |
| 0 | 200,000 | 13,280 | 0 | 186,720 |
| 0 | 800,000 | 0 | 0 | 800,000 |
| 0 | 500,000 | 0 | 0 | 500,000 |
| 0 | 212,333 | 0 | 0 | 212,333 |

See accompanying notes to financial statements

STATE OF ARIZONA
SPECIAL REVENUE FUNDS
STATEMENT OF EXPENDITURES - APPROPRIATIONS
BUDGETARY (LEGAL) BASIS
FOR THE YEAR ENDED JUNE 30, 2004

| | JULY 1, 2003 CONTINUING APPROPRIATION AUTHORITY | GENERAL APPROPRIATIONS | CAPITAL OUTLAY APPROPRIATIONS |
|--|--|---------------------------|----------------------------------|
| Flagstaff Shooting Range Planning FY02 - 03 | 500,000 | 0 | 0 |
| Flagstaff Shooting Range Planning FY01 - 02 | 461,092 | 0 | 0 |
| TOTAL GAME AND FISH DEPARTMENT GAME AND FISH CAPITAL IMPROVEMENT FUND | <u>\$ 2,473,425</u> | <u>\$ 0</u> | <u>\$ 810,000</u> |

GAME AND FISH DEPARTMENT

WATERFOWL CONSERVATION FUND

| | | | |
|---|-------------------|------------------|-------------------|
| Operating Lump Sum Appropriation | \$ 0 | \$ 43,400 | \$ 0 |
| Migratory Waterfowl Development FY03 - 04 | 0 | 0 | 100,000 |
| Migratory Waterfowl Development FY02 - 03 | 100,000 | 0 | 0 |
| Migratory Waterfowl Development FY01 - 02 | 100,000 | 0 | 0 |
| Migratory Waterfowl Development FY00 - 01 | 100,000 | 0 | 0 |
| Migratory Waterfowl Development FY99 - 00 | 100,000 | 0 | 0 |
| Migratory Waterfowl Development FY98 - 99 | 89,311 | 0 | 0 |
| Migratory Waterfowl Development FY97 - 98 | 59,605 | 0 | 0 |
| Migration Waterfowl Habitat FY96 - 97 | 3 | 0 | 0 |
| Migratory Waterfowl Habitat FY93 - 94 | 1,302 | 0 | 0 |
| TOTAL GAME AND FISH DEPARTMENT WATERFOWL CONSERVATION FUND | <u>\$ 550,221</u> | <u>\$ 43,400</u> | <u>\$ 100,000</u> |

GAME AND FISH DEPARTMENT

WATERCRAFT LICENSING FUND

| | | | |
|---|---------------|---------------------|-------------|
| Operating Lump Sum Appropriation | \$ 0 | \$ 2,094,000 | \$ 0 |
| Performance Incentive Pay Program | 0 | 46,800 | 0 |
| Performance Based Incentives Program | 322 | 0 | 0 |
| W.C. Performance Based Incentives Program | 2 | 0 | 0 |
| General Fund Transfer 1st Regular Session Chapter 262 | 0 | 1,000,000 | 0 |
| Administrative Adjustments | 0 | 0 | 0 |
| TOTAL GAME AND FISH DEPARTMENT WATERCRAFT LICENSING FUND | <u>\$ 324</u> | <u>\$ 3,140,800</u> | <u>\$ 0</u> |

GAME AND FISH DEPARTMENT

WILDLIFE ENDOWMENT FUND

| | | | |
|---|-------------|------------------|-------------|
| Operating Lump Sum Appropriation | \$ 0 | \$ 16,000 | \$ 0 |
| TOTAL GAME AND FISH DEPARTMENT WILDLIFE ENDOWMENT FUND | <u>\$ 0</u> | <u>\$ 16,000</u> | <u>\$ 0</u> |

GAME AND FISH DEPARTMENT

GAME, NON-GAME, FISH ENDANGERED SPECIES FUND

| | | | |
|---|-------------|-------------------|-------------|
| Operating Lump Sum Appropriation | \$ 0 | \$ 293,400 | \$ 0 |
| TOTAL GAME AND FISH DEPARTMENT GAME, NON-GAME, FISH ENDANGERED SPECIES FUND | <u>\$ 0</u> | <u>\$ 293,400</u> | <u>\$ 0</u> |

| SUPPLEMENTAL APPROPRIATIONS MID-YEAR REVERSIONS AND ADJUSTMENTS | NET APPROPRIATIONS | EXPENDITURES | LAPSED APPROPRIATION AUTHORITY | JUNE 30, 2004 CONTINUING APPROPRIATION AUTHORITY |
|---|-----------------------|---------------------|--------------------------------------|---|
| 0 | 500,000 | 100 | 0 | 499,900 |
| 0 | 461,092 | 381 | 0 | 460,711 |
| <u>\$ 0</u> | <u>\$ 3,283,425</u> | <u>\$ 19,314</u> | <u>\$ 0</u> | <u>\$ 3,264,111</u> |
| \$ 0 | \$ 43,400 | \$ 21,001 | \$ 22,399 | \$ 0 |
| 0 | 100,000 | 2,514 | 0 | 97,486 |
| 0 | 100,000 | 12,622 | 0 | 87,378 |
| 0 | 100,000 | 0 | 0 | 100,000 |
| 0 | 100,000 | 975 | 0 | 99,025 |
| 0 | 100,000 | 23,100 | 0 | 76,900 |
| 0 | 89,311 | 82,831 | 0 | 6,480 |
| 0 | 59,605 | 59,605 | 0 | 0 |
| 0 | 3 | 3 | 0 | 0 |
| 0 | 1,302 | 0 | 0 | 1,302 |
| <u>\$ 0</u> | <u>\$ 693,621</u> | <u>\$ 202,651</u> | <u>\$ 22,399</u> | <u>\$ 468,571</u> |
| \$ 0 | \$ 2,094,000 | \$ 1,915,367 | \$ 178,633 | \$ 0 |
| 0 | 46,800 | 45,724 | 0 | 1,076 |
| 0 | 322 | 0 | 0 | 322 |
| 0 | 2 | 0 | 0 | 2 |
| 0 | 1,000,000 | 1,000,000 | 0 | 0 |
| 4,450 | 4,450 | 4,450 | 0 | 0 |
| <u>\$ 4,450</u> | <u>\$ 3,145,574</u> | <u>\$ 2,965,541</u> | <u>\$ 178,633</u> | <u>\$ 1,400</u> |
| <u>\$ 0</u> | <u>\$ 16,000</u> | <u>\$ 8,404</u> | <u>\$ 7,596</u> | <u>\$ 0</u> |
| <u>\$ 0</u> | <u>\$ 16,000</u> | <u>\$ 8,404</u> | <u>\$ 7,596</u> | <u>\$ 0</u> |
| <u>\$ 0</u> | <u>\$ 293,400</u> | <u>\$ 238,850</u> | <u>\$ 54,550</u> | <u>\$ 0</u> |
| <u>\$ 0</u> | <u>\$ 293,400</u> | <u>\$ 238,850</u> | <u>\$ 54,550</u> | <u>\$ 0</u> |

**STATE OF ARIZONA
SPECIAL REVENUE FUNDS
STATEMENT OF EXPENDITURES - APPROPRIATIONS
BUDGETARY (LEGAL) BASIS
FOR THE YEAR ENDED JUNE 30, 2004**

| | <u>JULY 1, 2003 CONTINUING APPROPRIATION AUTHORITY</u> | <u>GENERAL APPROPRIATIONS</u> | <u>CAPITAL OUTLAY APPROPRIATIONS</u> |
|--|--|-----------------------------------|--|
| STATE LAND DEPARTMENT | | | |
| ENVIRONMENTAL SPECIAL PLATE FUND | | | |
| Natural Resource Conservation Districts | \$ 0 | \$ 490,000 | \$ 0 |
| TOTAL STATE LAND DEPARTMENT ENVIRONMENTAL SPECIAL PLATE FUND | <u>\$ 0</u> | <u>\$ 490,000</u> | <u>\$ 0</u> |
| ARIZONA STATE PARKS BOARD | | | |
| STATE PARK ENHANCEMENT FUND | | | |
| Operating Lump Sum Appropriation | \$ 0 | \$ 8,576,200 | \$ 0 |
| Kartchner Caverns State Park | 0 | 1,541,700 | 0 |
| Acquisition and Development | 314,151 | 0 | 0 |
| Administrative Adjustments | 0 | 0 | 0 |
| TOTAL ARIZONA STATE PARKS BOARD STATE PARK ENHANCEMENT FUND | <u>\$ 314,151</u> | <u>\$ 10,117,900</u> | <u>\$ 0</u> |
| ARIZONA STATE PARKS BOARD | | | |
| LAW ENFORCEMENT AND BOATING SAFETY FUND | | | |
| Operating Lump Sum Appropriation | \$ 0 | \$ 1,250,000 | \$ 0 |
| TOTAL ARIZONA STATE PARKS BOARD LAW ENFORCEMENT AND BOATING SAFETY FUND | <u>\$ 0</u> | <u>\$ 1,250,000</u> | <u>\$ 0</u> |
| ARIZONA STATE PARKS BOARD | | | |
| RESERVATION SURCHARGE REVOLVING FUND | | | |
| Kartchner Caverns State Park | \$ 0 | \$ 298,700 | \$ 0 |
| TOTAL ARIZONA STATE PARKS BOARD RESERVATION SURCHARGE REVOLVING FUND | <u>\$ 0</u> | <u>\$ 298,700</u> | <u>\$ 0</u> |
| ARIZONA STATE PARKS BOARD | | | |
| STATE LAKE IMPROVEMENT FUND | | | |
| FY 91 Pass Through Grants | \$ 2,067,639 | \$ 0 | \$ 0 |
| FY 90 Pass Through Grants | 40,191 | 0 | 0 |
| FY 89 Pass Through Grants | 10,436 | 0 | 0 |
| Land, Buildings and Improvement Control FY90 - 91 | 1,500 | 0 | 0 |
| Land, Buildings and Improvement Control FY90 - 91 | 19,258 | 0 | 0 |
| Land, Buildings and Improvement Control FY90 - 91 | 32,684 | 0 | 0 |
| Land, Buildings and Improvement Control FY89 - 90 | 4,388 | 0 | 0 |
| Land, Buildings and Improvement Control FY89 - 90 | 258,697 | 0 | 0 |
| General Fund Transfer 1st Regular Session Chapter 262 | 0 | 6,800,000 | 0 |
| TOTAL ARIZONA STATE PARKS BOARD STATE LAKE IMPROVEMENT FUND | <u>\$ 2,434,793</u> | <u>\$ 6,800,000</u> | <u>\$ 0</u> |
| ARIZONA STATE PARKS BOARD | | | |
| OFF HIGHWAY VEHICLE RECREATION FUND | | | |
| Parks Operations | \$ 0 | \$ 0 | \$ 0 |
| General Fund Transfer 1st Regular Session Chapter 262 | 0 | 2,000,000 | 0 |
| TOTAL ARIZONA STATE PARKS BOARD OFF HIGHWAY VEHICLE RECREATION FUND | <u>\$ 0</u> | <u>\$ 2,000,000</u> | <u>\$ 0</u> |

| SUPPLEMENTAL APPROPRIATIONS MID-YEAR REVERSIONS AND ADJUSTMENTS | NET APPROPRIATIONS | EXPENDITURES | LAPSED APPROPRIATION AUTHORITY | JUNE 30, 2004 CONTINUING APPROPRIATION AUTHORITY |
|---|-----------------------|---------------------|--------------------------------------|---|
| \$ 0 | \$ 490,000 | \$ 488,500 | \$ 1,500 | \$ 0 |
| <u>\$ 0</u> | <u>\$ 490,000</u> | <u>\$ 488,500</u> | <u>\$ 1,500</u> | <u>\$ 0</u> |
| \$ 0 | \$ 8,576,200 | \$ 8,241,761 | \$ 334,439 | \$ 0 |
| 0 | 1,541,700 | 1,525,286 | 16,414 | 0 |
| 0 | 314,151 | 199,791 | 0 | 114,360 |
| <u>24,651</u> | <u>24,651</u> | <u>24,651</u> | <u>0</u> | <u>0</u> |
| <u>\$ 24,651</u> | <u>\$ 10,456,702</u> | <u>\$ 9,991,489</u> | <u>\$ 350,853</u> | <u>\$ 114,360</u> |
| \$ 0 | \$ 1,250,000 | \$ 1,174,613 | \$ 75,387 | \$ 0 |
| <u>\$ 0</u> | <u>\$ 1,250,000</u> | <u>\$ 1,174,613</u> | <u>\$ 75,387</u> | <u>\$ 0</u> |
| \$ 0 | \$ 298,700 | \$ 298,426 | \$ 274 | \$ 0 |
| <u>\$ 0</u> | <u>\$ 298,700</u> | <u>\$ 298,426</u> | <u>\$ 274</u> | <u>\$ 0</u> |
| \$ 0 | \$ 2,067,639 | \$ 0 | \$ 0 | \$ 2,067,639 |
| 0 | 40,191 | 0 | 0 | 40,191 |
| 0 | 10,436 | 0 | 0 | 10,436 |
| 0 | 1,500 | 0 | 0 | 1,500 |
| 0 | 19,258 | 0 | 0 | 19,258 |
| 0 | 32,684 | 0 | 0 | 32,684 |
| 0 | 4,388 | 0 | 0 | 4,388 |
| 0 | 258,697 | 0 | 0 | 258,697 |
| <u>0</u> | <u>6,800,000</u> | <u>6,800,000</u> | <u>0</u> | <u>0</u> |
| <u>\$ 0</u> | <u>\$ 9,234,793</u> | <u>\$ 6,800,000</u> | <u>\$ 0</u> | <u>\$ 2,434,793</u> |
| \$ 692,100 | \$ 692,100 | \$ 551,286 | \$ 140,814 | \$ 0 |
| <u>0</u> | <u>2,000,000</u> | <u>2,000,000</u> | <u>0</u> | <u>0</u> |
| <u>\$ 692,100</u> | <u>\$ 2,692,100</u> | <u>\$ 2,551,286</u> | <u>\$ 140,814</u> | <u>\$ 0</u> |

See accompanying notes to financial statements

STATE OF ARIZONA
SPECIAL REVENUE FUNDS
STATEMENT OF EXPENDITURES - APPROPRIATIONS
BUDGETARY (LEGAL) BASIS
FOR THE YEAR ENDED JUNE 30, 2004

| | <u>JULY 1, 2003 CONTINUING APPROPRIATION AUTHORITY</u> | <u>GENERAL APPROPRIATIONS</u> | <u>CAPITAL OUTLAY APPROPRIATIONS</u> |
|--|--|-----------------------------------|--|
| ARIZONA STATE PARKS BOARD | | | |
| ARIZONA GAME AND FISH COMMISSION HERITAGE FUND | | | |
| Administrative Adjustments | \$ 0 | \$ 0 | \$ 0 |
| TOTAL ARIZONA STATE PARKS BOARD ARIZONA GAME AND FISH COMMISSION HERITAGE FUND | <u>\$ 0</u> | <u>\$ 0</u> | <u>\$ 0</u> |
| DEPARTMENT OF WATER RESOURCES | | | |
| ARIZONA WATER BANKING FUND | | | |
| General Fund Transfer 1st Regular Session Chapter 262 | \$ 0 | \$ 9,000,000 | \$ 0 |
| TOTAL DEPARTMENT OF WATER RESOURCES ARIZONA WATER BANKING FUND | <u>\$ 0</u> | <u>\$ 9,000,000</u> | <u>\$ 0</u> |
| TOTAL NATURAL RESOURCES | <u>\$ 6,597,596</u> | <u>\$ 56,732,500</u> | <u>\$ 1,593,300</u> |
| TOTAL SPECIAL REVENUE FUNDS | <u>\$ 86,502,020</u> | <u>\$ 1,095,272,785</u> | <u>\$ 329,892,800</u> |

| SUPPLEMENTAL APPROPRIATIONS MID-YEAR REVERSIONS AND ADJUSTMENTS | NET APPROPRIATIONS | EXPENDITURES | LAPSED APPROPRIATION AUTHORITY | JUNE 30, 2004 CONTINUING APPROPRIATION AUTHORITY |
|--|-------------------------------|-------------------------|---|---|
| \$ 883 | \$ 883 | \$ 829 | \$ 54 | \$ 0 |
| <u>\$ 883</u> | <u>\$ 883</u> | <u>\$ 829</u> | <u>\$ 54</u> | <u>\$ 0</u> |
| \$ 0 | \$ 9,000,000 | \$ 9,000,000 | \$ 0 | \$ 0 |
| <u>\$ 0</u> | <u>\$ 9,000,000</u> | <u>\$ 9,000,000</u> | <u>\$ 0</u> | <u>\$ 0</u> |
| <u>\$ 804,487</u> | <u>\$ 65,727,883</u> | <u>\$ 54,263,265</u> | <u>\$ 4,035,378</u> | <u>\$ 7,429,240</u> |
| <u>\$ 35,728,429</u> | <u>\$ 1,547,396,034</u> | <u>\$ 1,371,656,403</u> | <u>\$ 63,825,777</u> | <u>\$ 111,913,854</u> |

**THIS PAGE INTENTIONALLY
LEFT BLANK**

ENTERPRISE & INTERNAL SERVICE



**THIS PAGE INTENTIONALLY
LEFT BLANK**

STATE OF ARIZONA
ENTERPRISE FUNDS
STATEMENT OF EXPENDITURES - APPROPRIATION TO ACTUAL
BUDGETARY (LEGAL) BASIS
FOR THE YEAR ENDED JUNE 30, 2004

| | JULY 1, 2003 CONTINUING APPROPRIATION AUTHORITY | GENERAL APPROPRIATIONS | CAPITAL OUTLAY APPROPRIATIONS |
|--|--|---------------------------|----------------------------------|
| STATE LOTTERY FUND | | | |
| ARIZONA STATE LOTTERY COMMISSION | | | |
| Operating Lump Sum Appropriation | \$ 0 | \$ 7,291,800 | \$ 0 |
| Instant Tickets | 0 | 5,747,400 | 0 |
| Advertising | 0 | 9,846,900 | 0 |
| On-Line Vendor Fees | 0 | 9,326,300 | 0 |
| Sales Commissions to Ticket Retailers | 0 | 26,061,000 | 0 |
| Sales Incentive Program | 0 | 50,000 | 0 |
| Telecommunications | 0 | 2,814,400 | 0 |
| Compulsive Gambling Treatment and Information | 0 | 300,000 | 0 |
| Capital Projects FY03 - 04 | 0 | 0 | 37,900 |
| Capital Projects FY02 - 03 | 38,087 | 0 | 0 |
| Capital Projects FY01 - 02 | 34,700 | 0 | 0 |
| Capital Projects FY00 - 01 | 6,572 | 0 | 0 |
| Capital Projects FY99 - 00 | 1,664 | 0 | 0 |
| Capital Projects FY98 - 99 | 3,132 | 0 | 0 |
| Capital Projects FY97 - 98 | 1,209 | 0 | 0 |
| Capital Projects FY96 - 97 | 5,990 | 0 | 0 |
| Building Renewal FY96 - 97 | 19,160 | 0 | 0 |
| Building Renewal FY95 - 96 | 1,081 | 0 | 0 |
| Building Renewal FY94 - 95 | 362 | 0 | 0 |
| General Fund Transfer 1st Regular Session Chapter 262 | 0 | 2,500,000 | 0 |
| Department of Administration Building Modification | 1,844 | 0 | 0 |
| Administrative Adjustments | 0 | 0 | 0 |
| TOTAL ARIZONA STATE LOTTERY COMMISSION | \$ 113,801 | \$ 63,937,800 | \$ 37,900 |
| TOTAL STATE LOTTERY FUND | \$ 113,801 | \$ 63,937,800 | \$ 37,900 |
| ARIZONA EXPOSITION AND STATE FAIR FUND | | | |
| ARIZONA EXPOSITION AND STATE FAIR BOARD | | | |
| Building Renewal FY03 - 04 | \$ 0 | \$ 0 | \$ 1,198,100 |
| Building Renewal FY02 - 03 | 1,209,700 | 0 | 0 |
| Building Renewal FY01 - 02 | 1,041,178 | 0 | 0 |
| Building Renewal FY00 - 01 | 1,029,664 | 0 | 0 |
| Building Renewal FY99 - 00 | 862,140 | 0 | 0 |
| Building Renewal FY98 - 99 | 963,800 | 0 | 0 |
| Building Renewal FY97 - 98 | 902,900 | 0 | 0 |
| Building Renewal FY96 - 97 | 721,500 | 0 | 0 |
| Building Renewal FY95 - 96 | 673,200 | 0 | 0 |
| TOTAL ARIZONA EXPOSITION AND STATE FAIR BOARD | \$ 7,404,082 | \$ 0 | \$ 1,198,100 |

| SUPPLEMENTAL APPROPRIATIONS MID-YEAR REVERSIONS AND ADJUSTMENTS | NET APPROPRIATIONS | EXPENDITURES | LAPSED APPROPRIATION AUTHORITY | JUNE 30, 2004 CONTINUING APPROPRIATION AUTHORITY |
|---|-----------------------|---------------|--------------------------------------|---|
| \$ 0 | \$ 7,291,800 | \$ 6,944,498 | \$ 347,302 | \$ 0 |
| 0 | 5,747,400 | 5,493,264 | 254,136 | 0 |
| 0 | 9,846,900 | 9,645,972 | 200,928 | 0 |
| 0 | 9,326,300 | 9,139,636 | 186,664 | 0 |
| 0 | 26,061,000 | 24,137,252 | 1,923,748 | 0 |
| 0 | 50,000 | 25,281 | 24,719 | 0 |
| 0 | 2,814,400 | 2,577,220 | 237,180 | 0 |
| 0 | 300,000 | 267,657 | 32,343 | 0 |
| 0 | 37,900 | (10,403) | 0 | 48,303 |
| 0 | 38,087 | 2,130 | 0 | 35,957 |
| 0 | 34,700 | 20,168 | 0 | 14,532 |
| 0 | 6,572 | 6,561 | 0 | 11 |
| 0 | 1,664 | 1,664 | 0 | 0 |
| 0 | 3,132 | 3,132 | 0 | 0 |
| 0 | 1,209 | 1,209 | 0 | 0 |
| 0 | 5,990 | 5,990 | 0 | 0 |
| 0 | 19,160 | 0 | 0 | 19,160 |
| 0 | 1,081 | 1,081 | 0 | 0 |
| 0 | 362 | 362 | 0 | 0 |
| 0 | 2,500,000 | 2,500,000 | 0 | 0 |
| 0 | 1,844 | 0 | 0 | 1,844 |
| 182,630 | 182,630 | 126,732 | 55,898 | 0 |
| \$ 182,630 | \$ 64,272,131 | \$ 60,889,406 | \$ 3,262,918 | \$ 119,807 |
| \$ 182,630 | \$ 64,272,131 | \$ 60,889,406 | \$ 3,262,918 | \$ 119,807 |
| \$ 0 | \$ 1,198,100 | \$ 60,910 | \$ 0 | \$ 1,137,190 |
| 0 | 1,209,700 | 0 | 0 | 1,209,700 |
| 0 | 1,041,178 | 0 | 0 | 1,041,178 |
| 0 | 1,029,664 | 0 | 0 | 1,029,664 |
| 0 | 862,140 | 0 | 0 | 862,140 |
| 0 | 963,800 | 0 | 0 | 963,800 |
| 0 | 902,900 | 0 | 0 | 902,900 |
| 0 | 721,500 | 0 | 0 | 721,500 |
| 0 | 673,200 | 0 | 0 | 673,200 |
| \$ 0 | \$ 8,602,182 | \$ 60,910 | \$ 0 | \$ 8,541,272 |

See accompanying notes to financial statements

**STATE OF ARIZONA
ENTERPRISE FUNDS
STATEMENT OF EXPENDITURES - APPROPRIATION TO ACTUAL
BUDGETARY (LEGAL) BASIS
FOR THE YEAR ENDED JUNE 30, 2004**

| | JULY 1, 2003 CONTINUING APPROPRIATION AUTHORITY | GENERAL APPROPRIATIONS | CAPITAL OUTLAY APPROPRIATIONS |
|---|--|-----------------------------------|--|
| COLISEUM AND EXPOSITION CENTER | | | |
| Operating Lump Sum Appropriation | \$ 0 | \$ 14,899,800 | \$ 0 |
| General Fund Transfer 1st Regular Session Chapter 262 | 0 | 1,000,000 | 0 |
| Administrative Adjustments | 0 | 0 | 0 |
| TOTAL COLISEUM AND EXPOSITION CENTER | \$ 0 | \$ 15,899,800 | \$ 0 |
| TOTAL ARIZONA EXPOSITION AND STATE FAIR FUND | \$ 7,404,082 | \$ 15,899,800 | \$ 1,198,100 |
| STATE HOME FOR VETERANS' TRUST FUND | | | |
| DEPARTMENT OF VETERANS' SERVICES | | | |
| Veterans' Home Operating Lump Sum Appropriation | \$ 0 | \$ 10,991,200 | \$ 0 |
| Veterans' Home Contingency | 11,255 | 0 | 0 |
| Administrative Adjustments | 0 | 0 | 0 |
| TOTAL DEPARTMENT OF VETERANS' SERVICES | \$ 11,255 | \$ 10,991,200 | \$ 0 |
| TOTAL STATE HOME FOR VETERANS' TRUST FUND | \$ 11,255 | \$ 10,991,200 | \$ 0 |
| TECHNOLOGY AND RESEARCH INITIATIVE FUND | | | |
| ARIZONA STATE UNIVERSITY | | | |
| Lease Purchase Payment - ASU East | \$ 0 | \$ 2,000,000 | \$ 0 |
| Lease Purchase Payment - ASU West | 0 | 1,600,000 | 0 |
| TOTAL ARIZONA STATE UNIVERSITY | \$ 0 | \$ 3,600,000 | \$ 0 |
| TOTAL TECHNOLOGY AND RESEARCH INITIATIVE FUND | \$ 0 | \$ 3,600,000 | \$ 0 |
| ARIZONA CORRECTIONAL INDUSTRIES FUND | | | |
| DEPARTMENT OF CORRECTIONS | | | |
| General Fund Transfer 1st Special Session Chapter 1 | \$ 0 | \$ 1,000,000 | \$ 0 |
| TOTAL DEPARTMENT OF CORRECTIONS | \$ 0 | \$ 1,000,000 | \$ 0 |
| TOTAL ARIZONA CORRECTIONAL INDUSTRIES FUND | \$ 0 | \$ 1,000,000 | \$ 0 |
| TOTAL APPROPRIATED ENTERPRISE FUNDS | \$ 14,933,220 | \$ 95,428,800 | \$ 2,434,100 |

| SUPPLEMENTAL APPROPRIATIONS MID-YEAR REVERSIONS AND ADJUSTMENTS | NET APPROPRIATIONS | EXPENDITURES | LAPSED APPROPRIATION AUTHORITY | JUNE 30, 2004 CONTINUING APPROPRIATION AUTHORITY |
|---|-----------------------|----------------------|--------------------------------------|---|
| \$ 0 | \$ 14,899,800 | \$ 9,934,885 | \$ 4,964,915 | \$ 0 |
| 0 | 1,000,000 | 1,000,000 | 0 | 0 |
| <u>25,603</u> | <u>25,603</u> | <u>25,603</u> | <u>0</u> | <u>0</u> |
| <u>\$ 25,603</u> | <u>\$ 15,925,403</u> | <u>\$ 10,960,488</u> | <u>\$ 4,964,915</u> | <u>\$ 0</u> |
| <u>\$ 25,603</u> | <u>\$ 24,527,585</u> | <u>\$ 11,021,398</u> | <u>\$ 4,964,915</u> | <u>\$ 8,541,272</u> |
| | | | | |
| \$ 0 | \$ 10,991,200 | \$ 10,950,757 | \$ 40,443 | \$ 0 |
| 0 | 11,255 | 0 | 0 | 11,255 |
| <u>29,508</u> | <u>29,508</u> | <u>29,508</u> | <u>0</u> | <u>0</u> |
| <u>\$ 29,508</u> | <u>\$ 11,031,963</u> | <u>\$ 10,980,265</u> | <u>\$ 40,443</u> | <u>\$ 11,255</u> |
| <u>\$ 29,508</u> | <u>\$ 11,031,963</u> | <u>\$ 10,980,265</u> | <u>\$ 40,443</u> | <u>\$ 11,255</u> |
| | | | | |
| \$ 0 | \$ 2,000,000 | \$ 1,869,900 | \$ 130,100 | \$ 0 |
| 0 | 1,600,000 | 1,486,300 | 113,700 | 0 |
| <u>0</u> | <u>3,600,000</u> | <u>3,356,200</u> | <u>243,800</u> | <u>0</u> |
| <u>\$ 0</u> | <u>\$ 3,600,000</u> | <u>\$ 3,356,200</u> | <u>\$ 243,800</u> | <u>\$ 0</u> |
| | | | | |
| \$ 0 | \$ 1,000,000 | \$ 1,000,000 | \$ 0 | \$ 0 |
| <u>0</u> | <u>1,000,000</u> | <u>1,000,000</u> | <u>0</u> | <u>0</u> |
| <u>0</u> | <u>1,000,000</u> | <u>1,000,000</u> | <u>0</u> | <u>0</u> |
| <u>\$ 237,741</u> | <u>\$ 113,033,861</u> | <u>\$ 87,308,179</u> | <u>\$ 8,512,076</u> | <u>\$ 17,213,606</u> |

**STATE OF ARIZONA
INTERNAL SERVICES FUND
STATEMENT OF EXPENDITURES - APPROPRIATION TO ACTUAL
BUDGETARY (LEGAL) BASIS
FOR THE YEAR ENDED JUNE 30, 2004**

| | JULY 1, 2003 CONTINUING APPROPRIATION AUTHORITY | GENERAL APPROPRIATIONS | CAPITAL OUTLAY APPROPRIATIONS |
|--|--|-----------------------------------|--|
| DEPARTMENT OF ADMINISTRATION | | | |
| RISK MANAGEMENT FUND | | | |
| Operating Lump Sum Appropriation | \$ 0 | \$ 7,216,500 | \$ 0 |
| Risk Management Losses, Premiums and Related Expenditures | 0 | 55,873,200 | 0 |
| Attorney General Defense | 0 | 7,322,700 | 0 |
| Workers Comp Losses, Premiums and Related Expenditures | 0 | 25,183,800 | 0 |
| Administrative Adjustments | 0 | 0 | 0 |
| | <u>0</u> | <u>0</u> | <u>0</u> |
| TOTAL DEPARTMENT OF ADMINISTRATION RISK MANAGEMENT FUND | <u>\$ 0</u> | <u>\$ 95,596,200</u> | <u>\$ 0</u> |
| DEPARTMENT OF ADMINISTRATION | | | |
| PERSONNEL DIVISION FUND | | | |
| HB1464 Personnel Reform | \$ 273,045 | \$ 0 | \$ 0 |
| Human Resources Information Solution COP | 0 | 1,504,700 | 0 |
| Administrative Adjustments | 0 | 0 | 0 |
| | <u>0</u> | <u>0</u> | <u>0</u> |
| TOTAL DEPARTMENT OF ADMINISTRATION PERSONNEL DIVISION FUND | <u>\$ 273,045</u> | <u>\$ 1,504,700</u> | <u>\$ 0</u> |
| DEPARTMENT OF ADMINISTRATION | | | |
| SPECIAL EMPLOYEE HEALTH FUND | | | |
| Special Employee Insurance Trust Fund | \$ 0 | \$ 5,308,600 | \$ 0 |
| Administrative Adjustments | 0 | 0 | 0 |
| | <u>0</u> | <u>0</u> | <u>0</u> |
| TOTAL DEPARTMENT OF ADMINISTRATION SPECIAL EMPLOYEE HEALTH FUND | <u>\$ 0</u> | <u>\$ 5,308,600</u> | <u>\$ 0</u> |
| DEPARTMENT OF ADMINISTRATION | | | |
| TECHNOLOGY AND TELECOMMUNICATIONS FUND | | | |
| ISD Receivables | \$ 0 | \$ 0 | \$ 0 |
| Operating Lump Sum Appropriation | 0 | 0 | 0 |
| Operating Lump Sum Appropriation | 0 | 35,872,400 | 0 |
| Relief Bill | 0 | 0 | 0 |
| Administrative Adjustments | 0 | 0 | 0 |
| | <u>0</u> | <u>0</u> | <u>0</u> |
| TOTAL DEPARTMENT OF ADMINISTRATION TECHNOLOGY AND TELECOMMUNICATIONS FUND | <u>\$ 0</u> | <u>\$ 35,872,400</u> | <u>\$ 0</u> |
| DEPARTMENT OF ADMINISTRATION | | | |
| MOTOR VEHICLE POOL REVOLVING FUND | | | |
| Operating Lump Sum Appropriation | \$ 0 | \$ 13,376,100 | \$ 0 |
| Public Alternative Fuels Refuel Station | 2,416 | 0 | 0 |

| SUPPLEMENTAL APPROPRIATIONS MID-YEAR REVERSIONS AND ADJUSTMENTS | NET APPROPRIATIONS | EXPENDITURES | LAPSED APPROPRIATION AUTHORITY | JUNE 30, 2004 CONTINUING APPROPRIATION AUTHORITY |
|---|-----------------------|---------------|--------------------------------------|---|
| \$ 0 | \$ 7,216,500 | \$ 6,251,069 | \$ 965,431 | \$ 0 |
| 0 | 55,873,200 | 43,322,588 | 12,550,612 | 0 |
| 0 | 7,322,700 | 7,322,700 | 0 | 0 |
| 0 | 25,183,800 | 20,987,979 | 4,195,821 | 0 |
| 9,784 | 9,784 | 7,025 | 2,759 | 0 |
| \$ 9,784 | \$ 95,605,984 | \$ 77,891,361 | \$ 17,714,623 | \$ 0 |
| \$ 0 | \$ 273,045 | \$ 0 | \$ 0 | \$ 273,045 |
| 0 | 1,504,700 | 1,504,700 | 0 | 0 |
| 129,354 | 129,354 | 129,354 | 0 | 0 |
| \$ 129,354 | \$ 1,907,099 | \$ 1,634,054 | \$ 0 | \$ 273,045 |
| \$ 0 | \$ 5,308,600 | \$ 4,693,566 | \$ 615,034 | \$ 0 |
| 124,840 | 124,840 | 124,840 | 0 | 0 |
| \$ 124,840 | \$ 5,433,440 | \$ 4,818,406 | \$ 615,034 | \$ 0 |
| \$ 0 | \$ 0 | \$ 0 | \$ 0 | \$ 0 |
| 0 | 0 | 0 | 0 | 0 |
| 0 | 35,872,400 | 30,147,809 | 5,724,591 | 0 |
| 9,841 | 9,841 | 9,841 | 0 | 0 |
| 239,456 | 239,456 | 239,456 | 0 | 0 |
| \$ 249,297 | \$ 36,121,697 | \$ 30,397,106 | \$ 5,724,591 | \$ 0 |
| \$ 0 | \$ 13,376,100 | \$ 8,561,768 | \$ 4,814,332 | \$ 0 |
| 0 | 2,416 | 0 | 0 | 2,416 |

See accompanying notes to financial statements

**STATE OF ARIZONA
INTERNAL SERVICES FUND
STATEMENT OF EXPENDITURES - APPROPRIATION TO ACTUAL
BUDGETARY (LEGAL) BASIS
FOR THE YEAR ENDED JUNE 30, 2004**

| | JULY 1, 2003 CONTINUING APPROPRIATION AUTHORITY | GENERAL APPROPRIATIONS | CAPITAL OUTLAY APPROPRIATIONS |
|---|--|-----------------------------------|--|
| General Fund Transfer 1st Regular Session Chapter 262 | 0 | 1,000,000 | 0 |
| Motor Pool Receivables | 0 | 0 | 0 |
| Administrative Adjustments | 0 | 0 | 0 |
| TOTAL DEPARTMENT OF ADMINISTRATION MOTOR VEHICLE POOL REVOLVING FUND | \$ 2,416 | \$ 14,376,100 | \$ 0 |
| DEPARTMENT OF ADMINISTRATION | | | |
| PERSONNEL DIVISION FUND | | | |
| Classification Pilot Program | \$ 122,454 | \$ 0 | \$ 0 |
| Operating Lump Sum Appropriation | 0 | 13,536,000 | 0 |
| TOTAL DEPARTMENT OF ADMINISTRATION PERSONNEL DIVISION FUND | \$ 122,454 | \$ 13,536,000 | \$ 0 |
| DEPARTMENT OF ADMINISTRATION | | | |
| SPECIAL SERVICES REVOLVING FUND | | | |
| State Boards Operating Lump Sum Appropriation | \$ 0 | \$ 280,900 | \$ 0 |
| Administrative Adjustments | 0 | 0 | 0 |
| TOTAL DEPARTMENT OF ADMINISTRATION SPECIAL SERVICES REVOLVING FUND | \$ 0 | \$ 280,900 | \$ 0 |
| DEPARTMENT OF ADMINISTRATION | | | |
| FEDERAL SURPLUS MATERIALS REVOLVING FUND | | | |
| Federal Surplus Property Fund | \$ 0 | \$ 343,108 | 0 |
| Administrative Adjustments | 0 | 0 | 0 |
| TOTAL DEPARTMENT OF ADMINISTRATION FEDERAL SURPLUS MATERIALS REVOLVING FUND | \$ 0 | \$ 343,108 | \$ 0 |
| DEPARTMENT OF ADMINISTRATION | | | |
| STATE SURPLUS MATERIALS REVOLVING FUND | | | |
| Operating Lump Sum Appropriation | \$ 0 | \$ 4,074,692 | \$ 0 |
| Administrative Adjustments | 0 | 0 | 0 |
| TOTAL DEPARTMENT OF ADMINISTRATION STATE SURPLUS MATERIALS REVOLVING FUND | \$ 0 | \$ 4,074,692 | \$ 0 |
| GOVERNMENT INFORMATION TECHNOLOGY AGENCY | | | |
| INFORMATION TECHNOLOGY FUND | | | |
| Operating Lump Sum Appropriation | \$ 0 | \$ 2,507,600 | \$ 0 |
| Administrative Adjustments | 0 | 0 | 0 |
| TOTAL GOVERNMENT INFORMATION TECHNOLOGY AGENCY INFORMATION TECHNOLOGY FUND | \$ 0 | \$ 2,507,600 | \$ 0 |

| SUPPLEMENTAL APPROPRIATIONS MID-YEAR REVERSIONS AND ADJUSTMENTS | NET APPROPRIATIONS | EXPENDITURES | LAPSED APPROPRIATION AUTHORITY | JUNE 30, 2004 CONTINUING APPROPRIATION AUTHORITY |
|--|-------------------------------|----------------------|---|---|
| 0 | 1,000,000 | 1,000,000 | 0 | 0 |
| 0 | 0 | 0 | 0 | 0 |
| <u>161,922</u> | <u>161,922</u> | <u>161,922</u> | <u>0</u> | <u>0</u> |
| \$ 161,922 | \$ 14,540,438 | \$ 9,723,690 | \$ 4,814,332 | \$ 2,416 |
| 0 | 122,454 | 0 | 0 | 122,454 |
| 0 | 13,536,000 | 11,673,966 | 1,862,034 | 0 |
| <u>0</u> | <u>13,658,454</u> | <u>11,673,966</u> | <u>1,862,034</u> | <u>122,454</u> |
| \$ 0 | \$ 13,658,454 | \$ 11,673,966 | \$ 1,862,034 | \$ 122,454 |
| 0 | 280,900 | 255,998 | 24,902 | 0 |
| 702 | 702 | 702 | 0 | 0 |
| <u>702</u> | <u>281,602</u> | <u>256,700</u> | <u>24,902</u> | <u>0</u> |
| \$ 702 | \$ 281,602 | \$ 256,700 | \$ 24,902 | \$ 0 |
| 0 | 343,108 | 48,377 | 294,731 | 0 |
| 0 | 0 | 0 | 0 | 0 |
| <u>0</u> | <u>343,108</u> | <u>48,377</u> | <u>294,731</u> | <u>0</u> |
| \$ 0 | \$ 343,108 | \$ 48,377 | \$ 294,731 | \$ 0 |
| 0 | 4,074,692 | 3,436,088 | 638,604 | 0 |
| 208,566 | 208,566 | 208,566 | 0 | 0 |
| <u>208,566</u> | <u>4,283,258</u> | <u>3,644,654</u> | <u>638,604</u> | <u>0</u> |
| \$ 208,566 | \$ 4,283,258 | \$ 3,644,654 | \$ 638,604 | \$ 0 |
| 0 | 2,507,600 | 2,162,331 | 345,269 | 0 |
| 1,456 | 1,456 | 1,456 | 0 | 0 |
| <u>1,456</u> | <u>2,509,056</u> | <u>2,163,787</u> | <u>345,269</u> | <u>0</u> |
| \$ 1,456 | \$ 2,509,056 | \$ 2,163,787 | \$ 345,269 | \$ 0 |

See accompanying notes to financial statements


**STATE OF ARIZONA
INTERNAL SERVICES FUND
STATEMENT OF EXPENDITURES - APPROPRIATION TO ACTUAL
BUDGETARY (LEGAL) BASIS
FOR THE YEAR ENDED JUNE 30, 2004**

| | JULY 1, 2003 CONTINUING APPROPRIATION AUTHORITY | GENERAL APPROPRIATIONS | CAPITAL OUTLAY APPROPRIATIONS |
|--|--|-----------------------------------|--|
| ARIZONA HEALTH CARE COST CONTAINMENT SYSTEM | | | |
| RISK MANAGEMENT FUND | | | |
| St. Joseph Hospital v. AHCCCS | \$ 0 | \$ 0 | \$ 0 |
| | | | |
| TOTAL ARIZONA HEALTH CARE COST CONTAINMENT SYSTEM RISK MANAGEMENT FUND | \$ 0 | \$ 0 | \$ 0 |
| DEPARTMENT OF TRANSPORTATION | | | |
| TRANSPORTATION DEPARTMENT EQUIPMENT FUND | | | |
| Operating Lump Sum Appropriation - Highways | \$ 0 | \$ 32,518,700 | \$ 0 |
| Equipment Service Transfer Out | 0 | 1,000,000 | 0 |
| Administrative Adjustments | 0 | 0 | 0 |
| | | | |
| TOTAL DEPARTMENT OF TRANSPORTATION TRANSPORTATION DEPARTMENT EQUIPMENT FUND | \$ 0 | \$ 33,518,700 | \$ 0 |
| ARIZONA STATE LIBRARY, ARCHIVES AND PUBLIC RECORDS | | | |
| RECORDS SERVICES FUND | | | |
| Operating Lump Sum Appropriation FY03 - 04 | \$ 0 | \$ 426,100 | \$ 0 |
| Operating Lump Sum Appropriation FY01 - 02 | 89,146 | 0 | 0 |
| Operating Lump Sum Appropriation FY00 - 01 | 189,093 | 0 | 0 |
| | | | |
| TOTAL ARIZONA STATE LIBRARY, ARCHIVES AND PUBLIC RECORDS RECORDS SERVICES FUND | \$ 278,239 | \$ 426,100 | \$ 0 |
| TOTAL APPROPRIATED INTERNAL SERVICES FUND | | | |
| | \$ 676,154 | \$ 207,345,100 | \$ 0 |

| SUPPLEMENTAL APPROPRIATIONS MID-YEAR REVERSIONS AND ADJUSTMENTS | NET APPROPRIATIONS | EXPENDITURES | LAPSED APPROPRIATION AUTHORITY | JUNE 30, 2004 CONTINUING APPROPRIATION AUTHORITY |
|---|---|---|--------------------------------------|---|
| \$ 268,945 | \$ 268,945 | \$ 268,945 | \$ 0 | \$ 0 |
| <u>\$ 268,945</u> | <u>\$ 268,945</u> | <u>\$ 268,945</u> | <u>\$ 0</u> | <u>\$ 0</u> |
| \$ 0 0 2,032,958 | \$ 32,518,700 1,000,000 2,032,958 | \$ 31,628,223 1,000,000 2,032,958 | \$ 890,477 0 0 | \$ 0 0 0 |
| <u>\$ 2,032,958</u> | <u>\$ 35,551,658</u> | <u>\$ 34,661,181</u> | <u>\$ 890,477</u> | <u>\$ 0</u> |
| \$ 0 0 0 | \$ 426,100 89,146 189,093 | \$ 426,100 0 53,442 | \$ 0 0 0 | \$ 0 89,146 135,651 |
| <u>\$ 0</u> | <u>\$ 704,339</u> | <u>\$ 479,542</u> | <u>\$ 0</u> | <u>\$ 224,797</u> |
| <u>\$ 3,187,824</u> | <u>\$ 211,209,078</u> | <u>\$ 177,661,769</u> | <u>\$ 32,924,597</u> | <u>\$ 622,712</u> |

**THIS PAGE INTENTIONALLY
LEFT BLANK**

PERMANENT & FIDUCIARY FUNDS



**THIS PAGE INTENTIONALLY
LEFT BLANK**

**STATE OF ARIZONA
PERMANENT FUNDS
STATEMENT OF EXPENDITURES - APPROPRIATION TO ACTUAL
BUDGETARY (LEGAL) BASIS
FOR THE YEAR ENDED JUNE 30, 2004**

| | JULY 1, 2003 CONTINUING APPROPRIATION AUTHORITY | GENERAL APPROPRIATIONS | CAPITAL OUTLAY APPROPRIATIONS |
|---|--|-----------------------------------|--|
| GENERAL GOVERNMENT | | | |
| DEPARTMENT OF ADMINISTRATION | | | |
| STATE CHARITABLE, PENAL AND REFORMATORY INSTITUTIONS LAND FUND | | | |
| Statewide Prison Maintenance FY93 - 94 | \$ 9,724 | \$ 0 | \$ 0 |
| TOTAL DEPARTMENT OF ADMINISTRATION STATE CHARITABLE, PENAL AND REFORMATORY INSTITUTIONS LAND FUND | \$ 9,724 | \$ 0 | \$ 0 |
| DEPARTMENT OF ADMINISTRATION | | | |
| MINERS' HOSPITAL FUND | | | |
| Building Renewal Pioneers' Home FY01 - 02 | \$ 5,600 | \$ 0 | \$ 0 |
| Arizona Pioneers' Home Plumbing Renovations | 23,505 | 0 | 0 |
| Arizona Pioneers' Home Fire and Life Safety | 52,584 | 0 | 0 |
| Building Renewal Miners' Hospital Fund FY02 - 03 | 165,419 | 0 | 0 |
| TOTAL DEPARTMENT OF ADMINISTRATION MINERS' HOSPITAL FUND | \$ 247,108 | \$ 0 | \$ 0 |
| DEPARTMENT OF ADMINISTRATION | | | |
| LEGISLATIVE, EXECUTIVE AND JUDICIAL PUBLIC BUILDING LAND FUND | | | |
| Pioneers' Home Plumbing Renovations | \$ 0 | \$ 0 | \$ 500,000 |
| TOTAL DEPARTMENT OF ADMINISTRATION LEGISLATIVE, EXECUTIVE AND JUDICIAL PUBLIC BUILDING LAND FUND | \$ 0 | \$ 0 | \$ 500,000 |
| TOTAL GENERAL GOVERNMENT | \$ 256,832 | \$ 0 | \$ 500,000 |
| HEALTH AND WELFARE | | | |
| DEPARTMENT OF HEALTH SERVICES | | | |
| STATE HOSPITAL LAND EARNINGS FUND | | | |
| Operating Lump Sum Appropriation | \$ 0 | \$ 650,000 | \$ 0 |
| TOTAL DEPARTMENT OF HEALTH SERVICES STATE HOSPITAL LAND EARNINGS FUND | \$ 0 | \$ 650,000 | \$ 0 |
| ARIZONA PIONEERS' HOME | | | |
| STATE CHARITABLE FUND | | | |
| Operating Lump Sum Appropriation | \$ 0 | \$ 278,500 | \$ 0 |
| Prescription Drugs | 0 | 436,400 | 0 |
| TOTAL ARIZONA PIONEERS' HOME STATE CHARITABLE FUND | \$ 0 | \$ 714,900 | \$ 0 |

| <u>SUPPLEMENTAL APPROPRIATIONS MID-YEAR REVERSIONS AND ADJUSTMENTS</u> | <u>NET APPROPRIATIONS</u> | <u>EXPENDITURES</u> | <u>LAPSED APPROPRIATION AUTHORITY</u> | <u>JUNE 30,2004 CONTINUING APPROPRIATION AUTHORITY</u> |
|--|-------------------------------|---------------------|---|--|
| \$ (9,724) | \$ 0 | \$ 0 | \$ 0 | \$ 0 |
| <u>\$ (9,724)</u> | <u>\$ 0</u> | <u>\$ 0</u> | <u>\$ 0</u> | <u>\$ 0</u> |
| \$ 0 | \$ 5,600 | \$ 5,600 | \$ 0 | \$ 0 |
| 0 | 23,505 | 14,586 | 0 | 8,919 |
| 0 | 52,584 | 52,584 | 0 | 0 |
| <u>0</u> | <u>165,419</u> | <u>126,763</u> | <u>0</u> | <u>38,656</u> |
| <u>\$ 0</u> | <u>\$ 247,108</u> | <u>\$ 199,533</u> | <u>\$ 0</u> | <u>\$ 47,575</u> |
| \$ 0 | \$ 500,000 | \$ 140,422 | \$ 0 | \$ 359,578 |
| <u>\$ 0</u> | <u>\$ 500,000</u> | <u>\$ 140,422</u> | <u>\$ 0</u> | <u>\$ 359,578</u> |
| <u>\$ (9,724)</u> | <u>\$ 747,108</u> | <u>\$ 339,955</u> | <u>\$ 0</u> | <u>\$ 407,153</u> |
| \$ 0 | \$ 650,000 | \$ 576,639 | \$ 73,361 | \$ 0 |
| <u>\$ 0</u> | <u>\$ 650,000</u> | <u>\$ 576,639</u> | <u>\$ 73,361</u> | <u>\$ 0</u> |
| \$ 0 | \$ 278,500 | \$ 207,894 | \$ 70,606 | \$ 0 |
| <u>0</u> | <u>436,400</u> | <u>343,179</u> | <u>93,221</u> | <u>0</u> |
| <u>\$ 0</u> | <u>\$ 714,900</u> | <u>551,073</u> | <u>\$ 163,827</u> | <u>\$ 0</u> |

See accompanying notes to financial statements

**STATE OF ARIZONA
PERMANENT FUNDS
STATEMENT OF EXPENDITURES - APPROPRIATION TO ACTUAL
BUDGETARY (LEGAL) BASIS
FOR THE YEAR ENDED JUNE 30, 2004**

| | <u>JULY 1, 2003 CONTINUING APPROPRIATION AUTHORITY</u> | <u>GENERAL APPROPRIATIONS</u> | <u>CAPITAL OUTLAY APPROPRIATIONS</u> |
|--|--|-----------------------------------|--|
| ARIZONA PIONEERS' HOME | | | |
| MINERS' HOSPITAL FUND | | | |
| Operating Lump Sum Appropriation | \$ 0 | \$ 1,121,500 | \$ 0 |
| Building Renewal FY02 - 03 | 0 | 0 | 0 |
| Building Renewal FY01 - 02 | 2,910 | 0 | 0 |
| Administrative Adjustments | \$ 0 | \$ 0 | \$ 0 |
| | <u>0</u> | <u>0</u> | <u>0</u> |
| TOTAL ARIZONA PIONEERS' HOME MINERS' HOSPITAL FUND | <u>\$ 2,910</u> | <u>\$ 1,121,500</u> | <u>\$ 0</u> |
| TOTAL HEALTH AND WELFARE | <u>\$ 2,910</u> | <u>\$ 2,486,400</u> | <u>\$ 0</u> |
| EDUCATION | | | |
| ARIZONA STATE SCHOOLS FOR THE DEAF AND THE BLIND | | | |
| SCHOOLS FOR THE DEAF AND THE BLIND FUND | | | |
| Operating Lump Sum Appropriation - Phoenix | \$ 0 | 5,070,200 | \$ 0 |
| Operating Lump Sum Appropriation - Administration | 0 | 1,634,200 | 0 |
| Operating Lump Sum Appropriation - Tucson | 0 | 5,888,300 | 0 |
| Administrative Adjustments | 0 | 0 | 0 |
| | <u>0</u> | <u>0</u> | <u>0</u> |
| TOTAL ARIZONA STATE SCHOOLS FOR THE DEAF AND THE BLIND SCHOOLS FOR THE DEAF AND THE BLIND FUND | <u>\$ 0</u> | <u>12,592,700</u> | <u>\$ 0</u> |
| DEPARTMENT OF EDUCATION | | | |
| PERMANENT STATE SCHOOL FUND | | | |
| Basic State Aid Entitlement | \$ 0 | \$ 59,761,100 | \$ 0 |
| Administrative Adjustments | 0 | 0 | 0 |
| | <u>0</u> | <u>0</u> | <u>0</u> |
| TOTAL DEPARTMENT OF EDUCATION PERMANENT STATE SCHOOL FUND | <u>\$ 0</u> | <u>\$ 59,761,100</u> | <u>\$ 0</u> |
| SCHOOL FACILITIES BOARD | | | |
| SCHOOL CAPITAL EQUITY FUND | | | |
| Building Inspections | \$ 400,000 | \$ 0 | \$ 0 |
| Administrative Adjustments | 0 | 0 | 0 |
| | <u>0</u> | <u>0</u> | <u>0</u> |
| TOTAL SCHOOL FACILITIES BOARD SCHOOL CAPITAL EQUITY FUND | <u>\$ 400,000</u> | <u>\$ 0</u> | <u>\$ 0</u> |
| SCHOOL FACILITIES BOARD | | | |
| DEFICIENCIES CORRECTION FUND | | | |
| Deficiencies Correction Appropriation | \$ 15,000,000 | \$ 0 | \$ 0 |
| | <u>15,000,000</u> | <u>0</u> | <u>0</u> |
| TOTAL SCHOOL FACILITIES BOARD DEFICIENCIES CORRECTION FUND | <u>\$ 15,000,000</u> | <u>\$ 0</u> | <u>\$ 0</u> |
| TOTAL EDUCATION | <u>\$ 15,400,000</u> | <u>\$ 72,353,800</u> | <u>\$ 0</u> |

See accompanying notes to financial statements

| SUPPLEMENTAL APPROPRIATIONS MID-YEAR REVERSIONS AND ADJUSTMENTS | NET APPROPRIATIONS | EXPENDITURES | LAPSED APPROPRIATION AUTHORITY | JUNE 30,2004 CONTINUING APPROPRIATION AUTHORITY |
|---|-----------------------|----------------------|--------------------------------------|--|
| \$ 0 | \$ 1,121,500 | \$ 1,012,323 | \$ 109,177 | \$ 0 |
| 0 | 0 | 0 | 0 | 0 |
| 0 | 2,910 | 2,910 | 0 | 0 |
| <u>\$ 2,608</u> | <u>\$ 2,608</u> | <u>\$ 2,608</u> | <u>\$ 0</u> | <u>\$ 0</u> |
| <u>\$ 2,608</u> | <u>\$ 1,127,018</u> | <u>\$ 1,017,841</u> | <u>\$ 109,177</u> | <u>\$ 0</u> |
| <u>\$ 2,608</u> | <u>\$ 2,491,918</u> | <u>\$ 2,145,553</u> | <u>\$ 346,365</u> | <u>\$ 0</u> |
| \$ 0 | \$ 5,070,200 | \$ 4,657,432 | \$ 412,768 | \$ 0 |
| 0 | 1,634,200 | 1,634,200 | 0 | 0 |
| 0 | 5,888,300 | 5,231,673 | 656,627 | 0 |
| <u>0</u> | <u>0</u> | <u>0</u> | <u>0</u> | <u>0</u> |
| <u>\$ 0</u> | <u>\$ 12,592,700</u> | <u>\$ 11,523,305</u> | <u>\$ 1,069,395</u> | <u>\$ 0</u> |
| \$ 0 | \$ 59,761,100 | \$ 59,761,100 | \$ 0 | \$ 0 |
| <u>0</u> | <u>0</u> | <u>0</u> | <u>0</u> | <u>0</u> |
| <u>\$ 0</u> | <u>\$ 59,761,100</u> | <u>\$ 59,761,100</u> | <u>\$ 0</u> | <u>\$ 0</u> |
| \$ 0 | \$ 400,000 | \$ 0 | \$ 0 | \$ 400,000 |
| <u>0</u> | <u>0</u> | <u>0</u> | <u>0</u> | <u>0</u> |
| <u>\$ 0</u> | <u>\$ 400,000</u> | <u>\$ 0</u> | <u>\$ 0</u> | <u>\$ 400,000</u> |
| <u>\$ 0</u> | <u>\$ 15,000,000</u> | <u>\$ 0</u> | <u>\$ 0</u> | <u>\$ 15,000,000</u> |
| <u>\$ 0</u> | <u>\$ 15,000,000</u> | <u>\$ 0</u> | <u>\$ 0</u> | <u>\$ 15,000,000</u> |
| <u>\$ 0</u> | <u>\$ 87,753,800</u> | <u>\$ 71,284,405</u> | <u>\$ 1,069,395</u> | <u>\$ 15,400,000</u> |

See accompanying notes to financial statements

STATE OF ARIZONA
PERMANENT FUNDS
STATEMENT OF EXPENDITURES - APPROPRIATION TO ACTUAL
BUDGETARY (LEGAL) BASIS
FOR THE YEAR ENDED JUNE 30, 2004

| | JULY 1, 2003 CONTINUING APPROPRIATION AUTHORITY | GENERAL APPROPRIATIONS | CAPITAL OUTLAY APPROPRIATIONS |
|---|--|---------------------------|----------------------------------|
| PROTECTION AND SAFETY | | | |
| STATE DEPARTMENT OF CORRECTIONS | | | |
| PENITENTIARY LAND FUND | | | |
| Operating Lump Sum Appropriation | \$ 0 | 869,200 | \$ 0 |
| Administrative Adjustments | 0 | 0 | 0 |
| | <u>0</u> | <u>0</u> | <u>0</u> |
| TOTAL STATE DEPARTMENT OF CORRECTIONS PENITENTIARY LAND FUND | <u>\$ 0</u> | <u>\$ 869,200</u> | <u>\$ 0</u> |
| STATE DEPARTMENT OF CORRECTIONS | | | |
| STATE CHARITABLE, PENAL AND REFORMATORY INSTITUTIONS FUND | | | |
| Operating Lump Sum Appropriation | \$ 0 | \$ 570,000 | \$ 0 |
| State Charitable, Penal and Reformatory Land Earnings | 0 | 46,000 | 0 |
| Administrative Adjustments | 0 | 0 | 0 |
| | <u>0</u> | <u>0</u> | <u>0</u> |
| TOTAL STATE DEPARTMENT OF CORRECTIONS STATE CHARITABLE, PENAL AND REFORMATORY INSTITUTIONS FUND | <u>\$ 0</u> | <u>\$ 616,000</u> | <u>\$ 0</u> |
| DEPARTMENT OF JUVENILE CORRECTIONS | | | |
| ENDOWMENTS AND LAND EARNINGS FUND | | | |
| Operating Lump Sum Appropriation | \$ 0 | \$ 360,000 | \$ 0 |
| | <u>0</u> | <u>360,000</u> | <u>0</u> |
| TOTAL DEPARTMENT OF JUVENILE CORRECTIONS ENDOWMENTS AND LAND EARNINGS FUND | <u>\$ 0</u> | <u>\$ 360,000</u> | <u>\$ 0</u> |
| TOTAL PROTECTION AND SAFETY | <u>\$ 0</u> | <u>\$ 1,845,200</u> | <u>\$ 0</u> |
| TOTAL APPROPRIATED PERMANENT FUNDS | <u>\$ 15,659,742</u> | <u>\$ 76,685,400</u> | <u>\$ 500,000</u> |

| SUPPLEMENTAL APPROPRIATIONS MID-YEAR REVERSIONS AND ADJUSTMENTS | NET APPROPRIATIONS | EXPENDITURES | LAPSED APPROPRIATION AUTHORITY | JUNE 30,2004 CONTINUING APPROPRIATION AUTHORITY |
|--|-------------------------------|----------------------|---|--|
| \$ 0 | \$ 869,200 | \$ 379,564 | \$ 489,636 | \$ 0 |
| <u>82,071</u> | <u>82,071</u> | <u>82,071</u> | <u>0</u> | <u>0</u> |
| <u>\$ 82,071</u> | <u>\$ 951,271</u> | <u>\$ 461,635</u> | <u>\$ 489,636</u> | <u>\$ 0</u> |
| \$ 0 | \$ 570,000 | \$ 208,419 | \$ 361,581 | \$ 0 |
| 0 | 46,000 | 15,342 | 30,658 | 0 |
| <u>160,518</u> | <u>160,518</u> | <u>160,518</u> | <u>0</u> | <u>0</u> |
| <u>\$ 160,518</u> | <u>\$ 776,518</u> | <u>\$ 384,279</u> | <u>\$ 392,239</u> | <u>\$ 0</u> |
| \$ 0 | \$ 360,000 | \$ 360,000 | \$ 0 | \$ 0 |
| <u>0</u> | <u>360,000</u> | <u>360,000</u> | <u>0</u> | <u>0</u> |
| <u>\$ 242,589</u> | <u>\$ 2,087,789</u> | <u>\$ 1,205,914</u> | <u>\$ 881,875</u> | <u>\$ 0</u> |
| <u>\$ 235,473</u> | <u>\$ 93,080,615</u> | <u>\$ 74,975,827</u> | <u>\$ 2,297,635</u> | <u>\$ 15,807,153</u> |

STATE OF ARIZONA
FIDUCIARY FUNDS
STATEMENT OF EXPENDITURES - APPROPRIATION TO ACTUAL
BUDGETARY (LEGAL) BASIS
FOR THE YEAR ENDED JUNE 30, 2004

| | JULY 1, 2003 CONTINUING APPROPRIATION AUTHORITY | GENERAL APPROPRIATIONS | CAPITAL OUTLAY APPROPRIATIONS |
|--|--|---------------------------|----------------------------------|
| GENERAL GOVERNMENT | | | |
| DEPARTMENT OF ADMINISTRATION | | | |
| CERTIFICATES OF PARTICIPATION FUND | | | |
| Operating Lump Sum Appropriation | \$ 0 | \$ 282,600 | \$ 0 |
| PLTO 1 Backfill Agency Relocations FY02 - 03 | 437,375 | 0 | 0 |
| PLTO 1 Backfill Agency Relocations FY01 - 02 | 25,948 | 0 | 0 |
| PLTO 1 Backfill Space Renovations | 116,300 | 0 | 0 |
| PLTO 1 Project Management FY02 - 03 | 100,895 | 0 | 0 |
| PLTO 1 Project Management FY01 - 02 | 1 | 0 | 0 |
| Administrative Adjustments | 0 | 0 | 0 |
| TOTAL DEPARTMENT OF ADMINISTRATION CERTIFICATES OF PARTICIPATION FUND | <u>\$ 680,519</u> | <u>\$ 282,600</u> | <u>\$ 0</u> |
| ATTORNEY GENERAL | | | |
| AGENCY SERVICES FUND | | | |
| Operating Lump Sum Appropriation | \$ 0 | \$ 35,212,784 | \$ 0 |
| Administrative Adjustments | 0 | 0 | 0 |
| TOTAL ATTORNEY GENERAL AGENCY SERVICES FUND | <u>\$ 0</u> | <u>\$ 35,212,784</u> | <u>\$ 0</u> |
| DEPARTMENT OF COMMERCE | | | |
| ARIZONA JOB TRAINING FUND | | | |
| General Fund Transfer 1st Special Session Chapter 1 | \$ 0 | \$ 2,500,000 | \$ 0 |
| TOTAL DEPARTMENT OF COMMERCE ARIZONA JOB TRAINING FUND | <u>\$ 0</u> | <u>\$ 2,500,000</u> | <u>\$ 0</u> |
| DEPARTMENT OF COMMERCE | | | |
| COMMERCE DEVELOPMENT BOND FUND | | | |
| Operating Lump Sum Appropriation | \$ 0 | \$ 120,200 | \$ 0 |
| Administrative Adjustments | 0 | 0 | 0 |
| TOTAL DEPARTMENT OF COMMERCE COMMERCE DEVELOPMENT BOND FUND | <u>\$ 0</u> | <u>\$ 120,200</u> | <u>\$ 0</u> |
| STATE RETIREMENT SYSTEM | | | |
| STATE RETIREMENT SYSTEM ADMINISTRATION FUND | | | |
| Operating Lump Sum Appropriation | \$ 0 | \$ 11,549,300 | \$ 0 |
| Public Employee Retirement Information System FY02 - 03 | 3,502,768 | 0 | 0 |
| Public Employee Retirement Information System FY01 - 02 | 4,776,845 | 0 | 0 |
| Burke Retirement Fund | 320 | 0 | 0 |
| Health Insurance Subsidies | 0 | 0 | 0 |
| Data Processing Services - Public Retirees Subsidies | 0 | 183,000 | 0 |
| Health Insurance Premium Payment | 0 | 537,000 | 0 |
| Information Technology Plan | 0 | 9,039,600 | 0 |

See accompanying notes to the financial statements

| SUPPLEMENTAL APPROPRIATIONS, MID-YEAR REVERSIONS AND ADJUSTMENTS | NET APPROPRIATIONS | EXPENDITURES | LAPSED APPROPRIATION AUTHORITY | JUNE 30, 2004 CONTINUING APPROPRIATION AUTHORITY |
|--|-----------------------|----------------------|--------------------------------------|---|
| \$ 0 | \$ 282,600 | \$ 0 | \$ 282,600 | \$ 0 |
| 0 | 437,375 | 112,192 | 0 | 325,183 |
| 0 | 25,948 | 25,944 | 0 | 4 |
| 0 | 116,300 | (9,779) | 0 | 126,079 |
| 0 | 100,895 | 45,237 | 0 | 55,658 |
| 0 | 1 | 0 | 0 | 1 |
| 29,555 | 29,555 | 29,555 | 0 | 0 |
| <u>\$ 29,555</u> | <u>\$ 992,674</u> | <u>\$ 203,149</u> | <u>\$ 282,600</u> | <u>\$ 506,925</u> |
| \$ (17,332,484) | \$ 17,880,300 | \$ 16,997,472 | \$ 882,828 | \$ 0 |
| 26,288 | 26,288 | 12,144 | 14,144 | 0 |
| <u>\$ (17,306,196)</u> | <u>\$ 17,906,588</u> | <u>\$ 17,009,616</u> | <u>\$ 896,972</u> | <u>\$ 0</u> |
| \$ 0 | \$ 2,500,000 | \$ 2,500,000 | \$ 0 | \$ 0 |
| <u>\$ 0</u> | <u>\$ 2,500,000</u> | <u>\$ 2,500,000</u> | <u>\$ 0</u> | <u>\$ 0</u> |
| \$ 0 | \$ 120,200 | \$ 114,250 | \$ 5,950 | \$ 0 |
| 616 | 616 | 616 | 0 | 0 |
| <u>\$ 616</u> | <u>\$ 120,816</u> | <u>\$ 114,866</u> | <u>\$ 5,950</u> | <u>\$ 0</u> |
| \$ 0 | \$ 11,549,300 | \$ 11,346,085 | \$ 203,215 | \$ 0 |
| 0 | 3,502,768 | 803,806 | 0 | 2,698,962 |
| 0 | 4,776,845 | 3,341,694 | 0 | 1,435,151 |
| 0 | 320 | 0 | 0 | 320 |
| 0 | 0 | 85,437 | 0 | (85,437) |
| 0 | 183,000 | 182,997 | 3 | 0 |
| 0 | 537,000 | 381,848 | 0 | 155,152 |
| 0 | 9,039,600 | 2,591,368 | 0 | 6,448,232 |

See accompanying notes to the financial statements

**STATE OF ARIZONA
FIDUCIARY FUNDS
STATEMENT OF EXPENDITURES - APPROPRIATION TO ACTUAL
BUDGETARY (LEGAL) BASIS
FOR THE YEAR ENDED JUNE 30, 2004**

| | JULY 1, 2003 CONTINUING APPROPRIATION AUTHORITY | GENERAL APPROPRIATIONS | CAPITAL OUTLAY APPROPRIATIONS |
|--|--|-----------------------------------|--|
| Automation Project Costs | 369,630 | 0 | 0 |
| Automated Systems Development - Prior Years | 2,153 | 0 | 0 |
| Administrative Adjustments | 0 | 0 | 0 |
| TOTAL STATE RETIREMENT SYSTEM STATE RETIREMENT SYSTEM ADMINISTRATION FUND | \$ 8,651,716 | \$ 21,308,900 | \$ 0 |
| STATE RETIREMENT SYSTEM | | | |
| LONG TERM DISABILITY TRUST FUND | | | |
| Operating Lump Sum Appropriation | \$ 0 | \$ 2,616,800 | \$ 0 |
| Administrative Adjustments | 0 | 0 | 0 |
| TOTAL STATE RETIREMENT SYSTEM LONG TERM DISABILITY TRUST FUND | \$ 0 | \$ 2,616,800 | \$ 0 |
| DEPARTMENT OF REVENUE | | | |
| ESTATE AND UNCLAIMED PROPERTY FUND | | | |
| Operating Lump Sum Appropriation | \$ 0 | \$ 1,448,200 | \$ 0 |
| Administrative Adjustments | 0 | 0 | 0 |
| TOTAL DEPARTMENT OF REVENUE ESTATE AND UNCLAIMED PROPERTY FUND | \$ 0 | \$ 1,448,200 | \$ 0 |
| DEPARTMENT OF REVENUE | | | |
| LIABILITY SETOFF FUND | | | |
| Operating Lump Sum Appropriation | \$ 0 | \$ 385,800 | \$ 0 |
| TOTAL DEPARTMENT OF REVENUE LIABILITY SETOFF FUND | \$ 0 | \$ 385,800 | \$ 0 |
| DEPARTMENT OF REVENUE | | | |
| REVENUE INCOME TAX FUND | | | |
| Ladewig v. State of Arizona - Administrative Costs | \$ 4,911,401 | \$ 0 | \$ 0 |
| TOTAL DEPARTMENT OF REVENUE REVENUE INCOME TAX FUND | \$ 4,911,401 | \$ 0 | \$ 0 |
| TOTAL GENERAL GOVERNMENT | \$ 14,243,636 | \$ 63,875,284 | \$ 0 |
| HEALTH AND WELFARE | | | |
| ARIZONA HEALTH CARE COST CONTAINMENT SYSTEM | | | |
| ARIZONA HEALTH CARE COST CONTAINMENT SYSTEM FUND ADMINISTRATION | | | |
| Operating Lump Sum Appropriation | \$ 0 | \$ 35,426,600 | \$ 0 |
| DOA Data Center Charges | 0 | 4,127,100 | 0 |
| Indian Advisory Council | 0 | 100,200 | 0 |

| SUPPLEMENTAL APPROPRIATIONS, MID-YEAR REVERSIONS AND ADJUSTMENTS | NET APPROPRIATIONS | EXPENDITURES | LAPSED APPROPRIATION AUTHORITY | JUNE 30, 2004 CONTINUING APPROPRIATION AUTHORITY |
|--|-----------------------|----------------------|--------------------------------------|---|
| 0 | 369,630 | 0 | 0 | 369,630 |
| 0 | 2,153 | 0 | 0 | 2,153 |
| <u>743,700</u> | <u>743,700</u> | <u>743,700</u> | <u>0</u> | <u>0</u> |
| <u>\$ 743,700</u> | <u>\$ 30,704,316</u> | <u>\$ 19,476,935</u> | <u>\$ 203,218</u> | <u>\$ 11,024,163</u> |
| \$ 0 | \$ 2,616,800 | \$ 2,464,396 | \$ 152,404 | \$ 0 |
| <u>1,227</u> | <u>1,227</u> | <u>1,227</u> | <u>0</u> | <u>0</u> |
| <u>\$ 1,227</u> | <u>\$ 2,618,027</u> | <u>\$ 2,465,623</u> | <u>\$ 152,404</u> | <u>\$ 0</u> |
| \$ 0 | \$ 1,448,200 | \$ 1,370,734 | \$ 77,466 | \$ 0 |
| <u>1,825</u> | <u>1,825</u> | <u>1,825</u> | <u>0</u> | <u>0</u> |
| <u>\$ 1,825</u> | <u>\$ 1,450,025</u> | <u>\$ 1,372,559</u> | <u>\$ 77,466</u> | <u>\$ 0</u> |
| \$ 0 | \$ 385,800 | \$ 379,291 | \$ 6,509 | \$ 0 |
| <u>0</u> | <u>385,800</u> | <u>379,291</u> | <u>6,509</u> | <u>0</u> |
| \$ 0 | \$ 4,911,401 | \$ 3,741,636 | \$ 0 | \$ 1,169,765 |
| <u>0</u> | <u>4,911,401</u> | <u>3,741,636</u> | <u>0</u> | <u>1,169,765</u> |
| <u>\$ (16,529,273)</u> | <u>\$ 61,589,647</u> | <u>\$ 47,263,675</u> | <u>\$ 1,625,119</u> | <u>\$ 12,700,853</u> |
| \$ (1,100,000) | \$ 34,326,600 | \$ 30,728,749 | \$ 3,597,851 | \$ 0 |
| 0 | 4,127,100 | 3,559,801 | 567,299 | 0 |
| 0 | 100,200 | 81,436 | 18,764 | 0 |

See accompanying notes to the financial statements

**STATE OF ARIZONA
FIDUCIARY FUNDS
STATEMENT OF EXPENDITURES - APPROPRIATION TO ACTUAL
BUDGETARY (LEGAL) BASIS
FOR THE YEAR ENDED JUNE 30, 2004**

| | JULY 1, 2003 CONTINUING APPROPRIATION AUTHORITY | GENERAL APPROPRIATIONS | CAPITAL OUTLAY APPROPRIATIONS |
|---|--|-----------------------------------|--|
| DES Eligibility | 0 | 23,547,700 | 0 |
| DES Title XIX Pass Through | 0 | 186,200 | 0 |
| DHS Title XIX Pass Through | 0 | 827,600 | 0 |
| Office of Administrative Hearings | 0 | 191,900 | 0 |
| ACUTE CARE | | | |
| Capitation | 0 | 1,018,273,600 | 0 |
| Fee for Service | 0 | 292,350,900 | 0 |
| Reinsurance | 0 | 55,459,600 | 0 |
| Medicare Premiums | 0 | 27,296,500 | 0 |
| Disproportionate Share Payments | 0 | 92,042,900 | 0 |
| Graduate Medical Education | 0 | 14,374,800 | 0 |
| Mental Health - Adults FY91 - 92 | 45,368 | 0 | 0 |
| Breast and Cervical Cancer Treatment Fed Administration | 52,730 | 0 | 0 |
| Breast and Cervical Cancer Treatment Fed Program | 745,860 | 0 | 0 |
| Breast and Cervical Cancer Treatment State Program | 0 | 1,153,200 | 0 |
| Dialysis Chemotherapy Treatment Expense | 132,786 | 0 | 0 |
| Critical Access Hospitals | 0 | 1,193,400 | 0 |
| Freedom to Work Program Expense | 0 | 2,038,000 | 0 |
| PROPOSITION 204 | | | |
| Administration | 0 | 18,110,500 | 0 |
| Services | 0 | 673,574,000 | 0 |
| Administrative Adjustments | 0 | 0 | 0 |
| TOTAL ARIZONA HEALTH CARE COST CONTAINMENT SYSTEM ARIZONA HEALTH CARE COST CONTAINMENT SYSTEM FUND | 976,744 | 2,260,274,700 | 0 |
| | <u>\$</u> | <u>\$</u> | <u>\$</u> |
| ARIZONA HEALTH CARE COST CONTAINMENT SYSTEM | | | |
| LONG TERM CARE SYSTEM FUND | | | |
| Long Term Care Program Lump Sum Appropriation | \$ 0 | \$ 772,346,900 | \$ 0 |
| Board of Nursing | 0 | 209,700 | 0 |
| TOTAL ARIZONA HEALTH CARE COST CONTAINMENT SYSTEM LONG TEAM CARE SYSTEM FUND | 0 | 772,556,600 | 0 |
| | <u>\$</u> | <u>\$</u> | <u>\$</u> |
| ARIZONA HEALTH CARE COST CONTAINMENT SYSTEM | | | |
| AHCCCS DONATIONS FUND | | | |
| Health Care Group | \$ 0 | \$ 1,772,700 | \$ 0 |
| TOTAL ARIZONA HEALTH CARE COST CONTAINMENT SYSTEM AHCCCS DONATIONS FUND | 0 | 1,772,700 | 0 |
| | <u>\$</u> | <u>\$</u> | <u>\$</u> |
| ARIZONA HEALTH CARE COST CONTAINMENT SYSTEM | | | |
| ARIZONA TOBACCO LITIGATION SETTLEMENT FUND | | | |
| Proposition 204 Services | \$ 0 | \$ 45,047,000 | \$ 0 |
| TOTAL ARIZONA HEALTH CARE COST CONTAINMENT SYSTEM ARIZONA TOBACCO LITIGATION SETTLEMENT FUND | 0 | 45,047,000 | 0 |
| | <u>\$</u> | <u>\$</u> | <u>\$</u> |

See accompanying notes to the financial statements

| SUPPLEMENTAL APPROPRIATIONS, MID-YEAR REVERSIONS AND ADJUSTMENTS | NET APPROPRIATIONS | EXPENDITURES | LAPSED APPROPRIATION AUTHORITY | JUNE 30, 2004 CONTINUING APPROPRIATION AUTHORITY |
|--|-------------------------|-------------------------|--------------------------------------|---|
| 1,100,000 | 24,647,700 | 21,691,047 | 2,956,653 | 0 |
| 0 | 186,200 | 80,437 | 105,763 | 0 |
| 0 | 827,600 | 686,890 | 140,710 | 0 |
| 85,300 | 277,200 | 213,620 | 63,580 | 0 |
| 41,500,000 | 1,059,773,600 | 1,059,531,459 | 242,141 | 0 |
| (33,585,300) | 258,765,600 | 251,262,960 | 7,502,640 | 0 |
| (22,002,202) | 33,457,398 | 28,765,918 | 4,691,480 | 0 |
| 7,500,000 | 34,796,500 | 33,570,434 | 1,226,066 | 0 |
| 21,073,100 | 113,116,000 | 103,532,555 | 9,583,445 | 0 |
| 2,032 | 14,376,832 | 14,376,831 | 1 | 0 |
| 0 | 45,368 | 0 | 0 | 45,368 |
| 0 | 52,730 | 0 | 0 | 52,730 |
| 0 | 745,860 | 0 | 0 | 745,860 |
| 0 | 1,153,200 | 228,726 | 924,474 | 0 |
| 0 | 132,786 | 132,786 | 0 | 0 |
| 170 | 1,193,570 | 1,193,570 | 0 | 0 |
| 0 | 2,038,000 | 1,456,305 | 581,695 | 0 |
| 0 | 18,110,500 | 17,592,553 | 517,947 | 0 |
| 6,500,000 | 680,074,000 | 671,403,646 | 8,670,354 | 0 |
| 50,522,620 | 50,522,620 | 50,512,116 | 10,504 | 0 |
| <u>\$ 71,595,720</u> | <u>\$ 2,332,847,164</u> | <u>\$ 2,290,601,839</u> | <u>\$ 41,401,367</u> | <u>\$ 843,958</u> |
| \$ 0 | \$ 772,346,900 | \$ 740,636,105 | \$ 31,710,795 | \$ 0 |
| 0 | 209,700 | 209,700 | 0 | 0 |
| <u>\$ 0</u> | <u>\$ 772,556,600</u> | <u>\$ 740,845,805</u> | <u>\$ 31,710,795</u> | <u>\$ 0</u> |
| \$ 0 | \$ 1,772,700 | \$ 1,745,542 | \$ 27,158 | \$ 0 |
| <u>\$ 0</u> | <u>\$ 1,772,700</u> | <u>\$ 1,745,542</u> | <u>\$ 27,158</u> | <u>\$ 0</u> |
| \$ 0 | \$ 45,047,000 | \$ 45,047,000 | \$ 0 | \$ 0 |
| <u>\$ 0</u> | <u>\$ 45,047,000</u> | <u>\$ 45,047,000</u> | <u>\$ 0</u> | <u>\$ 0</u> |

See accompanying notes to the financial statements

**STATE OF ARIZONA
FIDUCIARY FUNDS
STATEMENT OF EXPENDITURES - APPROPRIATION TO ACTUAL
BUDGETARY (LEGAL) BASIS
FOR THE YEAR ENDED JUNE 30, 2004**

| | <u>JULY 1, 2003 CONTINUING APPROPRIATION AUTHORITY</u> | <u>GENERAL APPROPRIATIONS</u> | <u>CAPITAL OUTLAY APPROPRIATIONS</u> |
|---|--|-----------------------------------|--|
| ARIZONA HEALTH CARE COST CONTAINMENT SYSTEM | | | |
| BUDGET NEUTRALITY COMPLIANCE FUND | | | |
| Proposition 204 Administration | \$ 0 | \$ 5,324,600 | \$ 0 |
| TOTAL ARIZONA HEALTH CARE COST CONTAINMENT SYSTEM BUDGET NEUTRALITY COMPLIANCE FUND | <u>\$ 0</u> | <u>\$ 5,324,600</u> | <u>\$ 0</u> |
| ARIZONA HEALTH CARE COST CONTAINMENT SYSTEM | | | |
| TOBACCO PRODUCTS TAX FUND | | | |
| Proposition 204 Services | \$ 0 | \$ 55,067,800 | \$ 0 |
| TOTAL ARIZONA HEALTH CARE COST CONTAINMENT SYSTEM TOBACCO PRODUCTS TAX FUND | <u>\$ 0</u> | <u>\$ 55,067,800</u> | <u>\$ 0</u> |
| DEPARTMENT OF ECONOMIC SECURITY | | | |
| DEPARTMENT OF LABOR GRANT FUND | | | |
| ADM Workforce Investment Act Operating Lump Sum | \$ 0 | \$ 0 | \$ 0 |
| DERS Workforce Investment Act Operating Lump Sum | 0 | 1,934,100 | 0 |
| DERS Workforce Investment Act Programs | 0 | 44,070,600 | 0 |
| DERS Jobs | 0 | 2,000,000 | 0 |
| DERS/JTPA Welfare to Work Block Grant | 84,332 | 0 | 0 |
| TOTAL DEPARTMENT OF ECONOMIC SECURITY DEPARTMENT OF LABOR GRANT FUND | <u>\$ 84,332</u> | <u>\$ 48,004,700</u> | <u>\$ 0</u> |
| DEPARTMENT OF ECONOMIC SECURITY | | | |
| FEDERAL TEMPORARY ASSISTANCE FOR NEEDY FAMILIES BLOCK GRANT ADMINISTRATION | | | |
| ADM Operating Lump Sum Appropriation | \$ 0 | \$ 4,041,000 | \$ 0 |
| ADM Operating Lump Sum Appropriation | 0 | 1,047,500 | 0 |
| ADM Public Assistance Collections | 0 | 177,800 | 0 |
| ADM Finger Imaging | 0 | 289,900 | 0 |
| ADM Attorney General Legal Services | 0 | 141,300 | 0 |
| ADM Attorney General Legal Services | 0 | 15,200 | 0 |
| ADM High Performance Bonus | 33,335 | 0 | 0 |
| ADM Teen Pregnancy Prevention | 16,997 | 0 | 0 |
| ADM Lease Purchase Equipment | 0 | 645,000 | 0 |
| BENEFITS AND MEDICAL ELIGIBILITY | | | |
| DBME Operating Lump Sum Appropriation | 0 | 9,024,500 | 0 |
| DBME TANF Cash Benefits | 0 | 111,736,700 | 0 |
| DBME TANF FLSA Supplemental | 0 | 1,008,900 | 0 |
| DBME Food Stamp Outreach and Education FY00 - 01 | 943 | 0 | 0 |
| AGING AND COMMUNITY SERVICES | | | |
| DACS TANF Operating Lump Sum Appropriation | 0 | 213,400 | 0 |
| DACS Community and Emergency Services | 0 | 5,496,000 | 0 |

| SUPPLEMENTAL APPROPRIATIONS, MID-YEAR REVERSIONS AND ADJUSTMENTS | NET APPROPRIATIONS | EXPENDITURES | LAPSED APPROPRIATION AUTHORITY | JUNE 30, 2004 CONTINUING APPROPRIATION AUTHORITY |
|--|-----------------------|----------------------|--------------------------------------|---|
| \$ 0 | \$ 5,324,600 | \$ 5,324,600 | \$ 0 | \$ 0 |
| <u>\$ 0</u> | <u>\$ 5,324,600</u> | <u>\$ 5,324,600</u> | <u>\$ 0</u> | <u>\$ 0</u> |
| \$ 0 | \$ 55,067,800 | \$ 53,484,449 | \$ 1,583,351 | \$ 0 |
| <u>\$ 0</u> | <u>\$ 55,067,800</u> | <u>\$ 53,484,449</u> | <u>\$ 1,583,351</u> | <u>\$ 0</u> |
| \$ 500,000 | \$ 500,000 | \$ 0 | \$ 500,000 | \$ 0 |
| 2,721,800 | 4,655,900 | 0 | 4,655,900 | 0 |
| 7,778,200 | 51,848,800 | 42,791,653 | 9,057,147 | 0 |
| 0 | 2,000,000 | 1,000,000 | 1,000,000 | 0 |
| <u>0</u> | <u>84,332</u> | <u>84,332</u> | <u>0</u> | <u>0</u> |
| <u>\$ 11,000,000</u> | <u>\$ 59,089,032</u> | <u>\$ 43,875,985</u> | <u>\$ 15,213,047</u> | <u>\$ 0</u> |
| \$ 0 | \$ 4,041,000 | \$ 3,828,715 | \$ 212,285 | \$ 0 |
| 0 | 1,047,500 | 746,809 | 300,691 | 0 |
| 0 | 177,800 | 170,658 | 7,142 | 0 |
| (185,000) | 104,900 | 61,121 | 43,779 | 0 |
| 0 | 141,300 | 121,835 | 19,465 | 0 |
| 0 | 15,200 | 0 | 15,200 | 0 |
| 0 | 33,335 | 0 | 0 | 33,335 |
| (16,997) | 0 | 0 | 0 | 0 |
| 0 | 645,000 | 620,784 | 24,216 | 0 |
| 0 | 9,024,500 | 8,495,679 | 528,821 | 0 |
| 8,734,900 | 120,471,600 | 118,524,566 | 1,947,034 | 0 |
| (200,000) | 808,900 | 446,581 | 362,319 | 0 |
| (943) | 0 | 0 | 0 | 0 |
| 0 | 213,400 | 131,714 | 81,686 | 0 |
| (71,100) | 5,424,900 | 5,001,827 | 423,073 | 0 |

See accompanying notes to the financial statements

**STATE OF ARIZONA
FIDUCIARY FUNDS
STATEMENT OF EXPENDITURES - APPROPRIATION TO ACTUAL
BUDGETARY (LEGAL) BASIS
FOR THE YEAR ENDED JUNE 30, 2004**

| | JULY 1, 2003 CONTINUING APPROPRIATION AUTHORITY | GENERAL APPROPRIATIONS | CAPITAL OUTLAY APPROPRIATIONS |
|---|--|-----------------------------------|--|
| DACS Coordinated Homeless Program | 0 | 1,583,200 | 0 |
| DACS Coordinated Hunger Program | 0 | 500,000 | 0 |
| DACS Domestic Violence Prevention | 0 | 5,115,900 | 0 |
| DACS Emergency Domestic Violence Shelter Services | 0 | 0 | 0 |
| DACS Marriage and Communication Skills | 532,535 | 0 | 0 |
| DACS Marriage Handbook | 22,877 | 0 | 0 |
| DACS Marriage Skills Training | 54,750 | 0 | 0 |
| DACS Short-Term Crisis Services TANF FY00 - 01 | 47,817 | 0 | 0 |
| DACS Short-Term Crisis Services TANF FY99 - 00 | 2 | 0 | 0 |
| CHILDREN, YOUTH AND FAMILIES | | | |
| DCYF Operating Lump Sum Appropriation | 0 | 20,559,900 | 0 |
| DCYF Children Services | 0 | 15,174,300 | 0 |
| DCYF Attorney General Legal Services | 0 | 48,700 | 0 |
| DCYF TANF to SSBG | 0 | 25,259,700 | 0 |
| DCYF Family Builders TANF | 0 | 5,200,000 | 0 |
| DCYF Homeless Youth Intervention FY03 - 04 | 0 | 400,000 | 0 |
| DCYF Homeless Youth Intervention FY00 - 01 | 30,539 | 0 | 0 |
| DCYF Permanent Guardianship Subsidy FY03 - 04 | 0 | 859,300 | 0 |
| DCYF Substance Abuse Treatment FY02 - 03 | 0 | 2,000,000 | 0 |
| DCYF Adoption Services | 0 | 5,186,100 | 0 |
| DCYF Healthy Families | 0 | 5,034,200 | 0 |
| EMPLOYMENT AND REHABILITATION SERVICES | | | |
| DERS Operating Lump Sum Appropriation | 0 | 4,893,200 | 0 |
| DERS Operating Lump Sum Appropriation | 0 | 8,328,700 | 0 |
| DERS TANF Day Care Subsidy | 0 | 86,603,300 | 0 |
| DERS TANF Day Care Subsidy | 0 | 620,300 | 0 |
| DERS TANF Transitional Child Care | 0 | 30,500,000 | 0 |
| DERS Jobs | 0 | 17,316,600 | 0 |
| DERS Work Related Transportation | 0 | 302,200 | 0 |
| DERS Character Education | 0 | 126,098 | 0 |
| DERS Parenting Training | 10,243 | 0 | 0 |
| DERS Post Shelter Training | 706 | 0 | 0 |
| DERS Young Fathers Mentoring FY98 - 99 | 98,638 | 0 | 0 |
| DERS TANF Vocational Education Grants | 449 | 0 | 0 |
| DERS Child Care Sliding Fee Scales | 2,096,758 | 0 | 0 |
| DERS Out of School Program | 4,000,000 | 0 | 0 |
| Administrative Adjustments | 0 | 0 | 0 |
| TOTAL DEPARTMENT OF ECONOMIC SECURITY FEDERAL TEMPORARY ASSISTANCE FOR NEEDY FAMILIES BLOCK GRANT | <u>\$ 6,946,589</u> | <u>\$ 369,448,898</u> | <u>\$ 0</u> |
| DEPARTMENT OF ECONOMIC SECURITY CHILD SUPPORT ENFORCEMENT ADMINISTRATION FUND | | | |
| DCSE Operating Lump Sum Appropriation | \$ 0 | \$ 34,710,000 | \$ 0 |
| DCSE Genetic Testing | 0 | 723,600 | 0 |
| DCSE Central Payment Processing | 0 | 3,275,700 | 0 |

See accompanying notes to the financial statements

| SUPPLEMENTAL APPROPRIATIONS, MID-YEAR REVERSIONS AND ADJUSTMENTS | NET APPROPRIATIONS | EXPENDITURES | LAPSED APPROPRIATION AUTHORITY | JUNE 30, 2004 CONTINUING APPROPRIATION AUTHORITY |
|--|-----------------------|-----------------------|--------------------------------------|---|
| 66,300 | 1,649,500 | 1,464,213 | 185,287 | 0 |
| 0 | 500,000 | 452,691 | 47,309 | 0 |
| 4,800 | 5,120,700 | 4,448,954 | 671,746 | 0 |
| 0 | 0 | 0 | 0 | 0 |
| 0 | 532,535 | 365,679 | 0 | 166,856 |
| 0 | 22,877 | 22,068 | 0 | 809 |
| 0 | 54,750 | 31,790 | 0 | 22,960 |
| 0 | 47,817 | 0 | 0 | 47,817 |
| 0 | 2 | 0 | 0 | 2 |
| 352,745 | 20,912,645 | 20,348,865 | 563,780 | 0 |
| (5,815,000) | 9,359,300 | 9,094,161 | 265,139 | 0 |
| 0 | 48,700 | 1,533 | 47,167 | 0 |
| 0 | 25,259,700 | 21,386,579 | 3,873,121 | 0 |
| 0 | 5,200,000 | 4,289,474 | 910,526 | 0 |
| 0 | 400,000 | 274,950 | 125,050 | 0 |
| (56,700) | (26,161) | (26,161) | 0 | 0 |
| 20,000 | 879,300 | 831,554 | 47,746 | 0 |
| 3,000,000 | 5,000,000 | 3,485,755 | 1,514,245 | 0 |
| 3,000,000 | 8,186,100 | 6,486,100 | 1,700,000 | 0 |
| 0 | 5,034,200 | 4,115,671 | 918,529 | 0 |
| 0 | 4,893,200 | 4,752,140 | 141,060 | 0 |
| 0 | 8,328,700 | 7,032,013 | 1,296,687 | 0 |
| (400,000) | 86,203,300 | 69,446,422 | 16,756,878 | 0 |
| 0 | 620,300 | 620,300 | 0 | 0 |
| 400,000 | 30,900,000 | 27,129,140 | 3,770,860 | 0 |
| 0 | 17,316,600 | 11,001,095 | 6,315,505 | 0 |
| 0 | 302,200 | 295,378 | 6,822 | 0 |
| 0 | 126,098 | 0 | 126,098 | 0 |
| (10,243) | 0 | 0 | 0 | 0 |
| (706) | 0 | 0 | 0 | 0 |
| (86,707) | 11,931 | 11,931 | 0 | 0 |
| (449) | 0 | 0 | 0 | 0 |
| 0 | 2,096,758 | (579,360) | 0 | 2,676,118 |
| (3,500,000) | 500,000 | 0 | 500,000 | 0 |
| 22,728,025 | 22,728,025 | 21,233,087 | 1,494,938 | 0 |
| <u>\$ 27,962,925</u> | <u>\$ 404,358,412</u> | <u>\$ 356,166,311</u> | <u>\$ 45,244,204</u> | <u>\$ 2,947,897</u> |
| \$ 1,229,200 | \$ 35,939,200 | \$ 26,210,721 | \$ 9,728,479 | \$ 0 |
| (385,000) | 338,600 | 178,976 | 159,624 | 0 |
| (600,000) | 2,675,700 | 1,615,495 | 1,060,205 | 0 |

See accompanying notes to the financial statements

**STATE OF ARIZONA
FIDUCIARY FUNDS
STATEMENT OF EXPENDITURES - APPROPRIATION TO ACTUAL
BUDGETARY (LEGAL) BASIS
FOR THE YEAR ENDED JUNE 30, 2004**

| | JULY 1, 2003 CONTINUING APPROPRIATION AUTHORITY | GENERAL APPROPRIATIONS | CAPITAL OUTLAY APPROPRIATIONS |
|--|--|-----------------------------------|--|
| DCSE County Participation | 0 | 6,845,200 | 0 |
| DCSE Attorney General Legal Services | 0 | 6,869,700 | 0 |
| Administrative Adjustments | 0 | 0 | 0 |
| TOTAL DEPARTMENT OF ECONOMIC SECURITY CHILD SUPPORT ENFORCEMENT ADMINISTRATION FUND | \$ 0 | \$ 52,424,200 | \$ 0 |
| DEPARTMENT OF ECONOMIC SECURITY | | | |
| LONG TERM CARE SYSTEM FUND | | | |
| LTC Operating Lump Sum Appropriation | \$ 0 | \$ 24,047,000 | \$ 0 |
| LTC Case Management | 0 | 25,600,800 | 0 |
| LTC Home and Community Based Services | 0 | 355,019,300 | 0 |
| LTC Home and Community Based Services | 0 | 848,100 | 0 |
| LTC Institutional Services | 0 | 12,117,900 | 0 |
| LTC Medical Services | 0 | 66,453,400 | 0 |
| LTC Arizona Training Program at Coolidge | 0 | 11,252,900 | 0 |
| DDD Arizona Training Program at Coolidge | 0 | 2,359,800 | 0 |
| DDD State Funded Long Term Care Services | 0 | 18,032,900 | 0 |
| Administrative Adjustments | 0 | 0 | 0 |
| TOTAL DEPARTMENT OF ECONOMIC SECURITY LONG TERM CARE SYSTEM FUND | \$ 0 | \$ 515,732,100 | \$ 0 |
| DEPARTMENT OF ECONOMIC SECURITY | | | |
| INDIRECT COST RECOVERY FUND | | | |
| ADM Statewide Cost Allocation Plan Fund | \$ 0 | \$ 1,000,000 | \$ 0 |
| TOTAL DEPARTMENT OF ECONOMIC SECURITY INDIRECT COST RECOVERY FUND | \$ 0 | \$ 1,000,000 | \$ 0 |
| DEPARTMENT OF ECONOMIC SECURITY | | | |
| ARIZONA JOB TRAINING FUND | | | |
| DERS Operating Lump Sum Appropriation | \$ 0 | \$ 2,035,900 | \$ 0 |
| DERS Jobs | 0 | 1,793,500 | 0 |
| TOTAL DEPARTMENT OF ECONOMIC SECURITY ARIZONA JOB TRAINING FUND | \$ 0 | \$ 3,829,400 | \$ 0 |
| DEPARTMENT OF HEALTH SERVICES | | | |
| FEDERAL TEMPORARY ASSISTANCE FOR NEEDY FAMILIES BLOCK GRANT | | | |
| TANF Prenatal Services FY99 - 00 | \$ 46,709 | \$ 0 | \$ 0 |
| TOTAL DEPARTMENT OF HEALTH SERVICES FEDERAL TEMPORARY ASSISTANCE FOR NEEDY FAMILIES BLOCK GRANT | \$ 46,709 | \$ 0 | \$ 0 |

| SUPPLEMENTAL APPROPRIATIONS, MID-YEAR REVERSIONS AND ADJUSTMENTS | NET APPROPRIATIONS | EXPENDITURES | LAPSED APPROPRIATION AUTHORITY | JUNE 30, 2004 CONTINUING APPROPRIATION AUTHORITY |
|--|-----------------------|----------------------|--------------------------------------|---|
| (450,000) | 6,395,200 | 5,457,403 | 937,797 | 0 |
| 205,800 | 7,075,500 | 4,950,514 | 2,124,986 | 0 |
| 9,180,355 | 9,180,355 | 9,180,355 | 0 | 0 |
| <u>\$ 9,180,355</u> | <u>\$ 61,604,555</u> | <u>\$ 47,593,464</u> | <u>\$ 14,011,091</u> | <u>\$ 0</u> |
| \$ (4,500,000) | \$ 19,547,000 | \$ 0 | \$ 19,547,000 | \$ 0 |
| (3,500,000) | 22,100,800 | 0 | 22,100,800 | 0 |
| 15,370,900 | 370,390,200 | 0 | 370,390,200 | 0 |
| 0 | 848,100 | 0 | 848,100 | 0 |
| 300,000 | 12,417,900 | 0 | 12,417,900 | 0 |
| 4,000,000 | 70,453,400 | 0 | 70,453,400 | 0 |
| 2,410,000 | 13,662,900 | 0 | 13,662,900 | 0 |
| 0 | 2,359,800 | 0 | 2,359,800 | 0 |
| 0 | 18,032,900 | 15,821,324 | 2,211,576 | 0 |
| 290,896 | 290,896 | 290,896 | 0 | 0 |
| <u>\$ 14,371,796</u> | <u>\$ 530,103,896</u> | <u>\$ 16,112,220</u> | <u>\$ 513,991,676</u> | <u>\$ 0</u> |
| <u>\$ 0</u> | <u>\$ 1,000,000</u> | <u>\$ 0</u> | <u>\$ 1,000,000</u> | <u>\$ 0</u> |
| <u>\$ 0</u> | <u>\$ 1,000,000</u> | <u>\$ 0</u> | <u>\$ 1,000,000</u> | <u>\$ 0</u> |
| \$ 0 | \$ 2,035,900 | \$ 1,464,675 | \$ 571,225 | \$ 0 |
| 0 | 1,793,500 | 1,345,125 | 448,375 | 0 |
| <u>\$ 0</u> | <u>\$ 3,829,400</u> | <u>\$ 2,809,800</u> | <u>\$ 1,019,600</u> | <u>\$ 0</u> |
| <u>\$ 0</u> | <u>\$ 46,709</u> | <u>\$ (260)</u> | <u>\$ 0</u> | <u>\$ 46,969</u> |
| <u>\$ 0</u> | <u>\$ 46,709</u> | <u>\$ (260)</u> | <u>\$ 0</u> | <u>\$ 46,969</u> |

See accompanying notes to the financial statements

**STATE OF ARIZONA
FIDUCIARY FUNDS
STATEMENT OF EXPENDITURES - APPROPRIATION TO ACTUAL
BUDGETARY (LEGAL) BASIS
FOR THE YEAR ENDED JUNE 30, 2004**

| | JULY 1, 2003 CONTINUING APPROPRIATION AUTHORITY | GENERAL APPROPRIATIONS | CAPITAL OUTLAY APPROPRIATIONS |
|--|--|-----------------------------------|--|
| DEPARTMENT OF HEALTH SERVICES | | | |
| ARIZONA STATE HOSPITAL LAND FUND | | | |
| Operating Lump Sum Appropriation | \$ 0 | \$ 7,169,300 | \$ 0 |
| Community Placement Treatment | 0 | 1,130,700 | 0 |
| Competency Restoration Treatment | 0 | 0 | 0 |
| | <hr/> | <hr/> | <hr/> |
| TOTAL DEPARTMENT OF HEALTH SERVICES ARIZONA STATE HOSPITAL LAND FUND | <u>\$ 0</u> | <u>\$ 8,300,000</u> | <u>\$ 0</u> |
| DEPARTMENT OF HEALTH SERVICES | | | |
| BUILDING RENEWAL FUND | | | |
| Building Renewal - Tucson FY02 - 03 | \$ 78,900 | \$ 0 | \$ 0 |
| Building Renewal - Tucson FY01 - 02 | 74,974 | 0 | 0 |
| Building Renewal - Tucson FY00 - 01 | 6,109 | 0 | 0 |
| Building Renewal - Tucson FY99 - 00 | 37,168 | 0 | 0 |
| Building Renewal - Tucson FY98 - 99 | 2,221 | 0 | 0 |
| | <hr/> | <hr/> | <hr/> |
| TOTAL DEPARTMENT OF HEALTH SERVICES BUILDING RENEWAL FUND | <u>\$ 199,372</u> | <u>\$ 0</u> | <u>\$ 0</u> |
| DEPARTMENT OF HEALTH SERVICES | | | |
| DISPROPORTIONATE SHARE PAYMENT FUND | | | |
| Arizona State Hospital Accreditation | \$ 3,140 | \$ 0 | \$ 0 |
| | <hr/> | <hr/> | <hr/> |
| TOTAL DEPARTMENT OF HEALTH SERVICES DISPROPORTIONATE SHARE PAYMENT FUND | <u>\$ 3,140</u> | <u>\$ 0</u> | <u>\$ 0</u> |
| DEPARTMENT OF HEALTH SERVICES | | | |
| VITAL RECORDS ELECTRONIC SYSTEMS FUND | | | |
| Operating Lump Sum Appropriation | \$ 0 | \$ 1,400,000 | \$ 0 |
| | <hr/> | <hr/> | <hr/> |
| TOTAL DEPARTMENT OF HEALTH SERVICES VITAL RECORDS ELECTRONIC SYSTEMS FUND | <u>\$ 0</u> | <u>\$ 1,400,000</u> | <u>\$ 0</u> |
| DEPARTMENT OF HEALTH SERVICES | | | |
| INDIRECT COST FUND | | | |
| ADHS Indirect Cost Account | \$ 0 | \$ 6,873,300 | \$ 0 |
| ADHS Indirect Costs AHCCCS - CRS | 0 | 350,000 | 0 |
| | <hr/> | <hr/> | <hr/> |
| TOTAL DEPARTMENT OF HEALTH SERVICES INDIRECT COST FUND | <u>\$ 0</u> | <u>\$ 7,223,300</u> | <u>\$ 0</u> |
| DEPARTMENT OF VETERANS' SERVICES | | | |
| STATE VETERANS' CEMETERY FUND | | | |
| Southern Arizona Cemetery | \$ 0 | \$ 182,700 | \$ 0 |
| | <hr/> | <hr/> | <hr/> |
| TOTAL DEPARTMENT OF VETERANS' SERVICES STATE VETERANS' CEMETERY FUND | <u>\$ 0</u> | <u>\$ 182,700</u> | <u>\$ 0</u> |

| SUPPLEMENTAL APPROPRIATIONS, MID-YEAR REVERSIONS AND ADJUSTMENTS | NET APPROPRIATIONS | EXPENDITURES | LAPSED APPROPRIATION AUTHORITY | JUNE 30, 2004 CONTINUING APPROPRIATION AUTHORITY |
|--|-----------------------|---------------------|--------------------------------------|---|
| \$ 0 | \$ 7,169,300 | \$ 7,151,521 | \$ 17,779 | \$ 0 |
| 0 | 1,130,700 | 1,130,700 | 0 | 0 |
| 0 | 0 | 0 | 0 | 0 |
| <u>\$ 0</u> | <u>\$ 8,300,000</u> | <u>\$ 8,282,221</u> | <u>\$ 17,779</u> | <u>\$ 0</u> |
| \$ 0 | \$ 78,900 | \$ 0 | \$ 0 | \$ 78,900 |
| 0 | 74,974 | 0 | 0 | 74,974 |
| 0 | 6,109 | 0 | 0 | 6,109 |
| 0 | 37,168 | 0 | 0 | 37,168 |
| 0 | 2,221 | 0 | 0 | 2,221 |
| <u>\$ 0</u> | <u>\$ 199,372</u> | <u>\$ 0</u> | <u>\$ 0</u> | <u>\$ 199,372</u> |
| \$ 0 | \$ 3,140 | \$ 0 | \$ 0 | \$ 3,140 |
| <u>\$ 0</u> | <u>\$ 3,140</u> | <u>\$ 0</u> | <u>\$ 0</u> | <u>\$ 3,140</u> |
| \$ 0 | \$ 1,400,000 | \$ 0 | \$ 1,400,000 | \$ 0 |
| <u>\$ 0</u> | <u>\$ 1,400,000</u> | <u>\$ 0</u> | <u>\$ 1,400,000</u> | <u>\$ 0</u> |
| \$ 0 | \$ 6,873,300 | \$ 5,261,545 | \$ 1,611,755 | \$ 0 |
| 0 | 350,000 | 290,000 | 60,000 | 0 |
| <u>\$ 0</u> | <u>\$ 7,223,300</u> | <u>\$ 5,551,545</u> | <u>\$ 1,671,755</u> | <u>\$ 0</u> |
| \$ 0 | \$ 182,700 | \$ 109,271 | \$ 73,429 | \$ 0 |
| <u>\$ 0</u> | <u>\$ 182,700</u> | <u>\$ 109,271</u> | <u>\$ 73,429</u> | <u>\$ 0</u> |

See accompanying notes to the financial statements

STATE OF ARIZONA
FIDUCIARY FUNDS
STATEMENT OF EXPENDITURES - APPROPRIATION TO ACTUAL
BUDGETARY (LEGAL) BASIS
FOR THE YEAR ENDED JUNE 30, 2004

| | JULY 1, 2003 CONTINUING APPROPRIATION AUTHORITY | GENERAL APPROPRIATIONS | CAPITAL OUTLAY APPROPRIATIONS |
|--|--|---------------------------|----------------------------------|
| DEPARTMENT OF HEALTH SERVICES | | | |
| FEDERAL CHILD CARE AND DEVELOPMENT BLOCK GRANT | | | |
| Assurance And Licensure | \$ 0 | \$ 410,800 | \$ 0 |
| TOTAL DEPARTMENT OF HEALTH SERVICES FEDERAL CHILD CARE AND DEVELOPMENT BLOCK GRANT | <u>\$ 0</u> | <u>\$ 410,800</u> | <u>\$ 0</u> |
| TOTAL HEALTH AND WELFARE | <u>\$ 8,256,886</u> | <u>\$ 4,147,999,498</u> | <u>\$ 0</u> |
| INSPECTION AND REGULATION | | | |
| CORPORATION COMMISSION | | | |
| ARIZONA ARTS TRUST FUND | | | |
| Operating Lump Sum Appropriation | \$ 0 | \$ 38,800 | \$ 0 |
| TOTAL CORPORATION COMMISSION ARIZONA ARTS TRUST FUND | <u>\$ 0</u> | <u>\$ 38,800</u> | <u>\$ 0</u> |
| TOTAL INSPECTION AND REGULATION | <u>\$ 0</u> | <u>\$ 38,800</u> | <u>\$ 0</u> |
| EDUCATION | | | |
| BOARD OF MEDICAL STUDENT LOANS | | | |
| MEDICAL STUDENT LOANS FUND | | | |
| Medical Student Loans | \$ 0 | \$ 47,200 | \$ 0 |
| TOTAL BOARD OF MEDICAL STUDENT LOANS MEDICAL STUDENT LOANS FUND | <u>\$ 0</u> | <u>\$ 47,200</u> | <u>\$ 0</u> |
| ARIZONA STATE UNIVERSITY | | | |
| UNIVERSITY COLLECTIONS FUND | | | |
| Main Campus - Operating Lump Sum Appropriation | \$ 0 | \$ 140,000,300 | \$ 0 |
| East Campus - Operating Lump Sum Appropriation | 0 | 8,872,600 | 0 |
| West Campus - Operating Lump Sum Appropriation | 0 | 11,936,500 | 0 |
| TOTAL ARIZONA STATE UNIVERSITY UNIVERSITY COLLECTIONS FUND | <u>\$ 0</u> | <u>\$ 160,809,400</u> | <u>\$ 0</u> |
| NORTHERN ARIZONA UNIVERSITY | | | |
| UNIVERSITY COLLECTIONS FUND | | | |
| Main Campus - Operating Lump Sum Appropriation | \$ 0 | \$ 34,144,700 | \$ 0 |
| TOTAL NORTHERN ARIZONA UNIVERSITY UNIVERSITY COLLECTIONS FUND | <u>\$ 0</u> | <u>\$ 34,144,700</u> | <u>\$ 0</u> |

| SUPPLEMENTAL APPROPRIATIONS, MID-YEAR REVERSIONS AND ADJUSTMENTS | NET APPROPRIATIONS | EXPENDITURES | LAPSED APPROPRIATION AUTHORITY | JUNE 30, 2004 CONTINUING APPROPRIATION AUTHORITY |
|--|-------------------------|-------------------------|--------------------------------------|---|
| \$ 0 | \$ 410,800 | \$ 324,545 | \$ 86,255 | \$ 0 |
| <u>\$ 0</u> | <u>\$ 410,800</u> | <u>\$ 324,545</u> | <u>\$ 86,255</u> | <u>\$ 0</u> |
| <u>\$ 134,110,796</u> | <u>\$ 4,290,367,180</u> | <u>\$ 3,617,874,337</u> | <u>\$ 668,451,507</u> | <u>\$ 4,041,336</u> |
| \$ 0 | \$ 38,800 | \$ 37,086 | \$ 1,714 | \$ 0 |
| <u>\$ 0</u> | <u>\$ 38,800</u> | <u>\$ 37,086</u> | <u>\$ 1,714</u> | <u>\$ 0</u> |
| <u>\$ 0</u> | <u>\$ 38,800</u> | <u>\$ 37,086</u> | <u>\$ 1,714</u> | <u>\$ 0</u> |
| \$ 0 | \$ 47,200 | \$ 47,190 | \$ 10 | \$ 0 |
| <u>\$ 0</u> | <u>\$ 47,200</u> | <u>\$ 47,190</u> | <u>\$ 10</u> | <u>\$ 0</u> |
| \$ 0 | \$ 140,000,300 | \$ 140,000,300 | \$ 0 | \$ 0 |
| 0 | 8,872,600 | 8,428,318 | 444,282 | 0 |
| <u>0</u> | <u>11,936,500</u> | <u>11,872,323</u> | <u>64,177</u> | <u>0</u> |
| <u>\$ 0</u> | <u>\$ 160,809,400</u> | <u>\$ 160,300,941</u> | <u>\$ 508,459</u> | <u>\$ 0</u> |
| \$ 0 | \$ 34,144,700 | \$ 33,641,146 | \$ 503,554 | \$ 0 |
| <u>\$ 0</u> | <u>\$ 34,144,700</u> | <u>\$ 33,641,146</u> | <u>\$ 503,554</u> | <u>\$ 0</u> |

See accompanying notes to the financial statements

**STATE OF ARIZONA
FIDUCIARY FUNDS
STATEMENT OF EXPENDITURES - APPROPRIATION TO ACTUAL
BUDGETARY (LEGAL) BASIS
FOR THE YEAR ENDED JUNE 30, 2004**

| | <u>JULY 1, 2003 CONTINUING APPROPRIATION AUTHORITY</u> | <u>GENERAL APPROPRIATIONS</u> | <u>CAPITAL OUTLAY APPROPRIATIONS</u> |
|---|--|-----------------------------------|--|
| NORTHERN ARIZONA UNIVERSITY | | | |
| FEDERAL TEMPORARY ASSISTANCE FOR NEEDY FAMILIES BLOCK GRANT | | | |
| Temporary Assistance for Needy Families | \$ 216,695 | \$ 0 | \$ 0 |
| TOTAL NORTHERN ARIZONA UNIVERSITY FEDERAL TEMPORARY ASSISTANCE FOR NEEDY FAMILIES BLOCK GRANT | <u>\$ 216,695</u> | <u>\$ 0</u> | <u>\$ 0</u> |
| UNIVERSITY OF ARIZONA | | | |
| UNIVERSITY COLLECTIONS FUND | | | |
| Main Campus - Operating Lump Sum Appropriation | \$ 0 | \$ 94,228,800 | \$ 0 |
| Agriculture | 0 | 7,453,000 | 0 |
| Sierra Vista Campus | 0 | 1,192,700 | 0 |
| HEALTH SCIENCES CENTER | | | |
| Operating Lump Sum Appropriation | <u>0</u> | <u>10,884,600</u> | <u>0</u> |
| TOTAL UNIVERSITY OF ARIZONA UNIVERSITY COLLECTIONS FUND | <u>\$ 0</u> | <u>\$ 113,759,100</u> | <u>\$ 0</u> |
| TOTAL EDUCATION | <u>\$ 216,695</u> | <u>\$ 308,760,400</u> | <u>\$ 0</u> |
| PROTECTION AND SAFETY | | | |
| STATE DEPARTMENT OF CORRECTIONS | | | |
| STATE EDUCATION FUND FOR CORRECTIONAL EDUCATION | | | |
| Operating Lump Sum Appropriation | \$ 0 | \$ 2,122,200 | \$ 0 |
| TOTAL STATE DEPARTMENT OF CORRECTIONS STATE EDUCATION FUND FOR CORRECTIONAL EDUCATION | <u>\$ 0</u> | <u>\$ 2,122,200</u> | <u>\$ 0</u> |
| DEPARTMENT OF JUVENILE CORRECTIONS | | | |
| STATE EDUCATION FUND FOR COMMITTED YOUTH | | | |
| Operating Lump Sum Appropriation | \$ 0 | \$ 2,891,058 | \$ 0 |
| Administrative Adjustments | 0 | 0 | 0 |
| TOTAL DEPARTMENT OF JUVENILE CORRECTIONS STATE EDUCATION FUND FOR COMMITTED YOUTH | <u>\$ 0</u> | <u>\$ 2,891,058</u> | <u>\$ 0</u> |
| DEPARTMENT OF PUBLIC SAFETY | | | |
| COUNTY TRANSPORTATION CONTRIBUTION FUND | | | |
| Operating Lump Sum Appropriation | \$ 0 | \$ 8,206,800 | \$ 0 |
| TOTAL DEPARTMENT OF PUBLIC SAFETY COUNTY TRANSPORTATION CONTRIBUTION FUND | <u>\$ 0</u> | <u>\$ 8,206,800</u> | <u>\$ 0</u> |

| SUPPLEMENTAL APPROPRIATIONS, MID-YEAR REVERSIONS AND ADJUSTMENTS | NET APPROPRIATIONS | EXPENDITURES | LAPSED APPROPRIATION AUTHORITY | JUNE 30, 2004 CONTINUING APPROPRIATION AUTHORITY |
|--|-----------------------|-----------------------|--------------------------------------|---|
| \$ (126,098) | \$ 90,597 | \$ 90,597 | \$ 0 | \$ 0 |
| <u>\$ (126,098)</u> | <u>\$ 90,597</u> | <u>\$ 90,597</u> | <u>\$ 0</u> | <u>\$ 0</u> |
| \$ (3,467,200) | \$ 90,761,600 | \$ 89,325,075 | \$ 1,436,525 | \$ 0 |
| 297,000 | 7,750,000 | 4,173,000 | 3,577,000 | 0 |
| 17,900 | 1,210,600 | 1,210,600 | 0 | 0 |
| <u>3,169,300</u> | <u>14,053,900</u> | <u>14,053,900</u> | <u>0</u> | <u>0</u> |
| <u>\$ 17,000</u> | <u>\$ 113,776,100</u> | <u>\$ 108,762,575</u> | <u>\$ 5,013,525</u> | <u>\$ 0</u> |
| <u>\$ (109,098)</u> | <u>\$ 308,867,997</u> | <u>\$ 302,842,449</u> | <u>\$ 6,025,548</u> | <u>\$ 0</u> |
| <u>\$ 0</u> | <u>\$ 2,122,200</u> | <u>\$ 1,274,964</u> | <u>\$ 847,236</u> | <u>\$ 0</u> |
| <u>\$ 0</u> | <u>\$ 2,122,200</u> | <u>\$ 1,274,964</u> | <u>\$ 847,236</u> | <u>\$ 0</u> |
| \$ 0 | \$ 2,891,058 | \$ 2,890,699 | \$ 359 | \$ 0 |
| <u>2,029</u> | <u>2,029</u> | <u>2,029</u> | <u>0</u> | <u>0</u> |
| <u>\$ 2,029</u> | <u>\$ 2,893,087</u> | <u>\$ 2,892,728</u> | <u>\$ 359</u> | <u>\$ 0</u> |
| <u>\$ 0</u> | <u>\$ 8,206,800</u> | <u>\$ 8,206,800</u> | <u>\$ 0</u> | <u>\$ 0</u> |
| <u>\$ 0</u> | <u>\$ 8,206,800</u> | <u>\$ 8,206,800</u> | <u>\$ 0</u> | <u>\$ 0</u> |

See accompanying notes to the financial statements


STATE OF ARIZONA
 FIDUCIARY FUNDS
 STATEMENT OF EXPENDITURES - APPROPRIATION TO ACTUAL
 BUDGETARY (LEGAL) BASIS
 FOR THE YEAR ENDED JUNE 30, 2004

| | <u>JULY 1, 2003 CONTINUING APPROPRIATION AUTHORITY</u> | <u>GENERAL APPROPRIATIONS</u> | <u>CAPITAL OUTLAY APPROPRIATIONS</u> |
|---|--|-----------------------------------|--|
| DEPARTMENT OF PUBLIC SAFETY | | | |
| SEX OFFENDER MONITORING FUND | | | |
| Operating Lump Sum Appropriation | \$ 0 | \$ 331,000 | \$ 0 |
| TOTAL DEPARTMENT OF PUBLIC SAFETY SEX OFFENDER MONITORING FUND | <u>\$ 0</u> | <u>\$ 331,000</u> | <u>\$ 0</u> |
| TOTAL PROTECTION AND SAFETY | <u>\$ 0</u> | <u>\$ 13,551,058</u> | <u>\$ 0</u> |
| NATURAL RESOURCES | | | |
| <hr/> | | | |
| STATE LAND DEPARTMENT | | | |
| LAND CONSERVATION FUND | | | |
| Kartchner Caverns | \$ 0 | \$ 700,000 | \$ 0 |
| TOTAL STATE LAND DEPARTMENT LAND CONSERVATION FUND | <u>\$ 0</u> | <u>\$ 700,000</u> | <u>\$ 0</u> |
| TOTAL NATURAL RESOURCES | <u>\$ 0</u> | <u>\$ 700,000</u> | <u>\$ 0</u> |
| TOTAL APPROPRIATED FIDUCIARY FUNDS | <u>\$ 22,717,217</u> | <u>\$ 4,534,925,040</u> | <u>\$ 0</u> |

| SUPPLEMENTAL APPROPRIATIONS, MID-YEAR REVERSIONS AND ADJUSTMENTS | NET APPROPRIATIONS | EXPENDITURES | LAPSED APPROPRIATION AUTHORITY | JUNE 30, 2004 CONTINUING APPROPRIATION AUTHORITY |
|---|-------------------------------|---------------------|---|---|
| \$ 0 | \$ 331,000 | \$ 222,080 | \$ 108,920 | \$ 0 |
| \$ 0 | \$ 331,000 | \$ 222,080 | \$ 108,920 | \$ 0 |
| \$ 2,029 | \$ 13,553,087 | \$ 12,596,572 | \$ 956,515 | \$ 0 |
| \$ 0 | \$ 700,000 | \$ 0 | \$ 700,000 | \$ 0 |
| \$ 0 | \$ 700,000 | \$ 0 | \$ 700,000 | \$ 0 |
| \$ 0 | \$ 700,000 | \$ 0 | \$ 700,000 | \$ 0 |
| \$ 117,474,454 | \$ 4,675,116,711 | \$ 3,980,614,119 | \$ 677,760,403 | \$ 16,742,189 |

**THIS PAGE INTENTIONALLY
LEFT BLANK**

NOTES



STATE OF ARIZONA
NOTES TO FINANCIAL STATEMENTS
JUNE 30, 2004

Note 1. - Summary of Significant Accounting Policies

The accounting policies of the State of Arizona (State) are in conformity with generally accepted accounting principles as applicable to governmental units and are consistent with the Arizona Revised Statutes. Although accounts are separately maintained for each fund in the accompanying financial statements, funds that have similar characteristics have been combined into fund types. The following is a summary of the more significant accounting policies:

A. Fund Accounting

The accounts of the State are organized on the basis of funds and account groups, each of which is considered a separate accounting entity. The operations of each fund are accounted for with a separate set of self-balancing accounts that comprise its assets, liabilities, fund equity, revenues, and expenditures or expenses. They are grouped into three broad fund categories as follows:

GOVERNMENTAL FUNDS

| | |
|-----------------------|--|
| GENERAL FUND | A self-balancing set of accounts used to account for all financial resources except those required to be accounted for in another fund. |
| SPECIAL REVENUE FUNDS | A self-balancing set of accounts used to account for the proceeds of specific revenue sources (other than expendable trusts) that are legally restricted to expenditures for specified purposes. |

PROPRIETARY FUNDS

| | |
|------------------------|--|
| ENTERPRISE FUNDS | A self-balancing set of accounts used to account for operations that are financed and operated in a manner similar to private business enterprises. |
| INTERNAL SERVICE FUNDS | A self-balancing set of accounts used to account for the financing of goods and services provided by one department to other state departments of governments. |

PERMANENT AND FIDUCIARY FUNDS

| | |
|-----------------|--|
| PERMANENT FUNDS | A self-balancing set of accounts used to account primarily for activity related to grants made to the State for schools and public institutions. |
| FIDUCIARY FUNDS | A self-balancing set of accounts used to account for assets held by the State in a trustee capacity or as an agent for individuals, private organizations and other governments. |

B. Basis of Accounting

All Funds are reported on a cash basis of accounting in accordance with State law. Under the cash basis of accounting, revenues and expenditures are recognized when recorded in the State's central accounting system. No allowance has been made to revenues or expenditures for unrecorded accounts receivable, accounts payable, deferred revenue or any other balance sheet item. Disbursements of appropriated monies, including related operating transfers, are reported as expenditures. The commitment for continuing appropriations is reported as a reservation of Fund Balance.

STATE OF ARIZONA
NOTES TO FINANCIAL STATEMENTS
JUNE 30, 2004

Note 1. - Summary of Significant Accounting Policies (Continued)

C. Reporting Entity

The accompanying General Fund cash basis financial statements include transactions of the following funds and accounts:

General Fund - General Operations
Department of Revenue Excise and Transaction Privilege Tax Fund
Disproportionate Share Fund
Veterans' Nursing Home Fund
Tobacco Settlement Account
Budget Stabilization Fund
School Accountability Account (Proposition 301)

Unless otherwise noted, these notes are to accompany and explain the financial statement activity presented for the General Fund only (as defined above).

D. Budgets and Appropriations Accounting

The State follows these procedures in establishing the budgetary data reflected in the financial statements:

1. Annually the Governor submits to the Legislature a proposed operating and capital outlay budget for the fiscal year commencing the following July 1. This document includes proposed expenditures and the means of financing them. Some agency budgets are approved for two fiscal years at a time on a biennial cycle.
2. Public hearings are then conducted during legislative sessions.
3. Prior to July 1, the budget is enacted through passage and approval of bills containing appropriations.
4. Appropriation accounting is then employed as a management tool to monitor the appropriated monies.

Note 2. - Description of Financial Statements

- A. The accompanying financial statements include a balance sheet and statements of revenues, expenditures, and changes in fund balance for the General Fund.
- B. The Statement of Expenditures - Appropriation to Actual, Budgetary (Legal) Basis is presented for all appropriations. The Capital Outlay Statement of Expenditures - Appropriation to Actual includes all capital appropriations for the General Fund, the Capital Outlay Stabilization Fund and the Arizona State Hospital Capital Construction Fund.
- C. Administrative Adjustment and Relief Bill line items are not included in this detailed schedule since they are authorized specifically by A.R.S. § 35-191 and would add undue complexity to the schedule. Administrative Adjustments are shown as Note 8 to the financial statements.

STATE OF ARIZONA
NOTES TO FINANCIAL STATEMENTS
JUNE 30, 2004

Note 3. - Description of Selected Columns

A. Supplemental Appropriations and Adjustments

The column titled Supplemental Appropriations, Mid-Year Reversions and Adjustments shown on the Statement of Expenditures - Appropriations to Actual include the following:

Supplemental and Special Appropriations, which are either the additional spending authority (appropriation) granted by the Legislature after an original appropriation is approved or other Session Law appropriations granted by the Legislature to a State agency or department for a specific program or purpose.

Transfers and adjustments, which are the movements of monies or spending authority between funds, departments, programs and within programs in accordance with the Arizona Revised Statutes.

Mid-year reversions, which are the returning of spending authority (appropriation) originally granted to a State agency or department through the appropriation process prior to the completion of the granted spending period.

B. Lapsed Appropriations

In accordance with A.R.S. § 35-190, except as otherwise provided by law, all appropriations lapse after the close of the fiscal year. The unused spending authority (appropriation) which was originally granted to a State agency or department through the appropriation process expires. The term "reversion" is sometimes used in reference to these lapsed appropriations. The amount of lapsed appropriations from the General Fund for FY04 is \$59,147,940 from General Operations.

C. Continuing Appropriations

A continuing appropriation is a spending authority that, once established, is automatically renewed without further legislative action, period after period, until altered or revoked. In the State of Arizona, continuing appropriations are primarily for construction or other projects that take longer than one year to complete. The total General Fund continuing appropriations of \$ 32,960,165 includes \$ 30,839,222 from General Operations, \$ 1,287,398 from Capital Outlay, and \$ 833,545 from the Tobacco Settlement Account.

D. Significant Transactions Not Showing in Columns

The Department of Education received an appropriation for the July 1, 2003, rollover payment of \$191,293,800 in Laws 2002, Second Regular Session, Chapter 330 (HB2710, Section 49). The funding was duplicated in the FY04 General Appropriations Act appropriation. This resulted in duplicate authority of the rollover payment. The appropriation for Laws 2002, Second Regular Session, Chapter 330 (HB2710, Section 49) was repealed by Laws 2004, Second Regular Session, Chapter 278 (HB1405, Section 6), applied retroactively to, from and after June 29, 2004.

The FY04 appropriation was loaded July 7, 2003, and reverted on October 21, 2004, and is not included in the FY04 AFR due to the retroactive provision.

STATE OF ARIZONA
NOTES TO FINANCIAL STATEMENTS
JUNE 30, 2004

Note 4. - Budget Stabilization Fund

A.R.S. § 35-144 established the Budget Stabilization Fund in 1990. The Fund is used to set aside excess cash from the State's cash basis General Fund. The amount of cash transferred to or from the Budget Stabilization Fund and the General Fund - General Operations is established by statutory formula. No operating expenditures may occur in the Budget Stabilization Fund. Interest earned on pooled investments with the State Treasurer is the basic revenue source of the Budget Stabilization Fund.

The maximum cash balance in the Budget Stabilization Fund is 7.0% of the cash basis General Fund revenue at the conclusion of fiscal year 2003-2004, including interest earnings. The June 30, 2004, cash balance of the Budget Stabilization Fund (approximately \$13.5 million) has been reflected as Restricted for Budget Stabilization Fund on the balance sheet, with a corresponding amount being included in Cash and Investments with the State Treasurer.

Laws 2000, Seventh Special Session, Chapter 1, Section 37 authorized transfers from the Budget Stabilization Fund to fund payments made for alternative fuel tax credits and alternative fuel cost reimbursements to consumers. Throughout the fiscal year, the Department of Revenue reported and the State Treasurer transferred from the Budget Stabilization Fund to the tax refund account of the General Fund the amount of verified alternative fuel related tax credits claimed in the preceding calendar month not used to offset income taxes under Title 43, Arizona Revised Statutes. The total transferred during FY04 for alternative fuel related tax credits was approximately \$0.64 million.

Note 5. – Tobacco Settlement Account

In a letter dated May 15, 2000, the State Treasurer was notified that state-specific finality as defined in the National Tobacco Litigation Master Settlement Agreement had occurred. In fiscal year 2000, the State of Arizona received approximately \$120 million from this settlement. These monies were deposited in a separate fund established under A.R.S. § 35-142 to segregate and account for tobacco settlement monies. This fund was treated as an account of the General Fund for financial reporting purposes beginning in FY00.

The 44th Legislature additionally appropriated \$78 million of tobacco settlement monies. In Laws 1999, First Regular Session, Chapter 313, \$8 million was appropriated to the Arizona Health Care Cost Containment System to reimburse healthcare group plans. Laws 2000, Fifth Special Session, Chapter 2 appropriated a combined total of \$70 million to the Department of Health Services, consisting of \$50 million to the Serious Mental Illness Services Fund and \$20 million for children's behavioral health services. This law was not affected by Proposition 204 of the 2000 General Election. Approximately \$69.17 million has been spent. The remaining balance of approximately \$0.83 million appropriated to the children's behavioral health services is reflected as Reserved for Continuing Appropriations – Tobacco Settlement Account in the Fund Balance section of the balance sheet.

As a result of the 2000 General Election, Proposition 204 received voter approval to allocate all tobacco settlement monies to fund expanded AHCCCS eligibility, six public health programs, and subject to availability of monies, other legislature appropriated programs that benefit the health of Arizona residents, in that order. Proposition 204 added A.R.S. § 36-2901.02, which created the Arizona Tobacco Litigation Settlement Fund to receive all of Arizona's share of the tobacco settlement estimated at \$3.2 billion, payable in annual installments over the next 25 years. Accordingly, subsequent to the enactment of Proposition 204, tobacco settlement receipts were deposited directly into this new non-appropriated fund and were no longer accounted for as a component of the General Fund.

STATE OF ARIZONA
NOTES TO FINANCIAL STATEMENTS
JUNE 30, 2004

Note 6. – ADOT Board Funding Obligations

Laws 1999, First Regular Session, Chapter 189, Section 12, authorized the Transportation Board to deliver non-negotiable Board funding obligations and required the State Treasurer to purchase the obligations. However, if operating monies in the State General Fund fall below an \$800 million average over the previous twelve consecutive months, the State Treasurer is not required to purchase Transportation Board funding obligations.

Laws 2001, First Regular Session, Chapter 238 amended the principal amount for fiscal year 2003-2004 to be not more than \$200 million that matures no later than four calendar years after delivery of the obligations. During 2004, \$40 million in bonds were purchased for a total of \$200 million outstanding as of June 30, 2004. The monies derived from the Board funding obligations are to be made available for the highway expansion and extension loan program pursuant to A.R.S. § 28-7676.

A.R.S. § 35-313 allows the State Treasurer to call the investment in the Transportation Board funding obligations if operating monies fall below \$200 million. The Transportation Board shall repay the obligations from its available resources and may reissue them under the same terms and conditions that they were originally issued.

STATE OF ARIZONA
NOTES TO FINANCIAL STATEMENTS
JUNE 30, 2004

Note 7. – Combining Financial Statements

The following schedules provide additional detail related to the combination of fund information for financial statement presentation. The General Operating Fund consists of four components: General Fund (General Operations); Department of Revenue Excise and Transaction Privilege Tax Fund; Disproportionate Share Fund; and Veterans' Nursing Home Fund. The School Accountability (Proposition 301) Account is shown in a separate column.

STATE OF ARIZONA
GENERAL FUND
COMBINING BALANCE SHEET
AS OF JUNE 30, 2004
(expressed in thousands)

| | General Operating Fund | Tobacco Settlement Account | School Accountability Account (Prop. 301) | Budget Stabilization Fund | Total General Fund |
|---|------------------------------|----------------------------------|--|---------------------------------|--------------------------|
| ASSETS | | | | | |
| Cash With The State Treasurer | \$ 390,174 | \$ 834 | \$ 7,728 | \$ 13,545 | \$ 412,281 |
| Cash Not With The State Treasurer | 331 | - | - | - | 331 |
| TOTAL ASSETS | \$ 390,505 | \$ 834 | \$ 7,728 | \$ 13,545 | \$ 412,612 |
| FUND BALANCE | | | | | |
| Restricted: | | | | | |
| Budget Stabilization Fund | \$ - | \$ - | \$ - | \$ 13,545 | \$ 13,545 |
| School Accountability Account (Proposition 301) – | | | | | |
| Continuing Appropriations | - | - | 2,341 | - | 2,341 |
| Collections In Excess of Appropriations | - | - | 5,387 | - | 5,387 |
| Reserved For: | | | | | |
| Continuing Appropriations – General | 29,785 | - | - | - | 29,785 |
| Continuing Appropriations – Tobacco Settlement Account | - | 834 | - | - | 834 |
| Revolving Funds | 331 | - | - | - | 331 |
| Unreserved | 360,389 | - | - | - | 360,389 |
| TOTAL FUND BALANCE | \$ 390,505 | \$ 834 | \$ 7,728 | \$ 13,545 | \$ 412,612 |

STATE OF ARIZONA
NOTES TO FINANCIAL STATEMENTS
JUNE 30, 2004

| |
|---|
| Note 7. – Combining Financial Statements (Continued) |
|---|

STATE OF ARIZONA
GENERAL FUND
COMBINING STATEMENT OF CHANGES IN FUND BALANCE
FOR THE FISCAL YEAR ENDED JUNE 30, 2004
(expressed in thousands)

| | General Operating Fund | Tobacco Settlement Account | School Accountability Account (Prop. 301) | Budget Stabilization Fund | Total General Fund |
|----------------------------------|------------------------------|----------------------------------|--|---------------------------------|--------------------------|
| FUND BALANCE JULY 1, 2003 | \$ 217,741 | \$ 5,729 | \$ 13,158 | \$ 13,818 | \$ 250,446 |
| CHANGES IN FUND BALANCE: | | | | | |
| Revenues | \$ 6,538,843 | \$ - | \$ 57,054 | \$ - | \$ 6,595,897 |
| Expenditures | (6,516,134) | (4,895) | (62,484) | - | (6,583,513) |
| Other Financing Sources/Uses: | | | | | |
| Operating Transfers In | 150,055 | - | - | - | 150,055 |
| Budget Stabilization Fund | | | | | |
| Interest Earnings | - | - | - | 371 | 371 |
| Operating Transfer Out – | | | | | |
| Alternative Fuel Recovery | - | - | - | (644) | (644) |
| TOTAL CHANGES IN FUND BALANCE | \$ 172,764 | \$ (4,895) | \$ (5,430) | \$ (273) | \$ 162,166 |
| FUND BALANCE JUNE 30, 2004 | \$ 390,505 | \$ 834 | \$ 7,728 | \$ 13,545 | \$ 412,612 |

STATE OF ARIZONA
NOTES TO FINANCIAL STATEMENTS
JUNE 30, 2004

Note 8. – Administrative Adjustments

The following expenditures were made in accordance with ARS § 35-191 during the fiscal year 2003-2004 for obligations incurred fiscal year 2002-2003 and, therefore related to the appropriations for fiscal year 2002-2003.

| | Administrative Adjustments for Fiscal Year 2002-2003 Appropriations |
|---|---|
| <u>GENERAL GOVERNMENT</u> | |
| Department of Administration | \$ 205,281 |
| Attorney General | 24,131 |
| Office of the Governor | 8,606 |
| Supreme Court | 753,497 |
| Court of Appeals | 2,243 |
| Personnel Board | 45 |
| Department of Commerce | 48,944 |
| Department of Revenue | 50,253 |
| Secretary of State | 57,428 |
| Board of Equalization | <u>18</u> |
| TOTAL GENERAL GOVERNMENT | <u>\$ 1,150,446</u> |
| <u>HEALTH AND WELFARE</u> | |
| Arizona Health Care Cost Containment System | \$ 20,090,960 |
| Department of Economic Security | 4,647,766 |
| Department of Environmental Quality | 479,365 |
| Department of Health Services | 1,838,484 |
| Arizona Commission on Indian Affairs | 165 |
| Veterans' Services | <u>737</u> |
| TOTAL HEALTH AND WELFARE | <u>\$ 27,057,477</u> |
| <u>INSPECTION AND REGULATION</u> | |
| Department of Agriculture | \$ 49,350 |
| State Banking Department | 1,117 |
| Department of Building and Fire Safety | 19,023 |
| Corporation Commission | 6,318 |
| Department of Insurance | 1,821 |
| Department of Liquor Licenses and Control | 9,579 |
| State Mine Inspector | 5,889 |
| Arizona Department of Racing | 8,279 |
| Weights and Measures | <u>5,189</u> |
| TOTAL INSPECTION AND REGULATION | <u>\$ 106,565</u> |

STATE OF ARIZONA
NOTES TO FINANCIAL STATEMENTS
JUNE 30, 2004

Note 8. – Administrative Adjustments (Continued)

| | Administrative Adjustments for Fiscal Year 2002-2003 Appropriations |
|---|---|
| <u>EDUCATION</u> | |
| State Board for Charter Schools | \$ 585 |
| School for the Deaf and the Blind | 948,859 |
| Department of Education | 2,997,351 |
| School Facilities Board | 1,609 |
| State Board of Directors for Community Colleges | <u>190</u> |
| TOTAL EDUCATION | <u>\$ 3,948,594</u> |
| <u>PROTECTION AND SAFETY</u> | |
| Department of Corrections | \$ 2,954,312 |
| Arizona Criminal Justice Commission | 110,146 |
| Department of Emergency and Military Affairs | 61,684 |
| Arizona Department of Juvenile Corrections | 520,076 |
| Department of Public Safety | <u>227</u> |
| TOTAL PROTECTION AND SAFETY | <u>\$ 3,646,445</u> |
| <u>TRANSPORTATION</u> | |
| Department of Transportation | <u>\$ -</u> |
| TOTAL TRANSPORTATION | <u>\$ -</u> |
| <u>NATURAL RESOURCES</u> | |
| Geological Survey | \$ 3,992 |
| State Land Department | 10,744 |
| Water Resources | <u>247,315</u> |
| TOTAL NATURAL RESOURCES | <u>\$ 262,051</u> |
| <u>SUMMARY</u> | |
| GENERAL GOVERNMENT | \$ 1,150,446 |
| HEALTH AND WELFARE | 27,057,477 |
| INSPECTION AND REGULATION | 106,565 |
| EDUCATION | 3,948,594 |
| PROTECTION AND SAFETY | 3,646,445 |
| TRANSPORTATION | - |
| NATURAL RESOURCES | <u>262,051</u> |
| TOTAL | <u>\$ 36,171,578</u> |