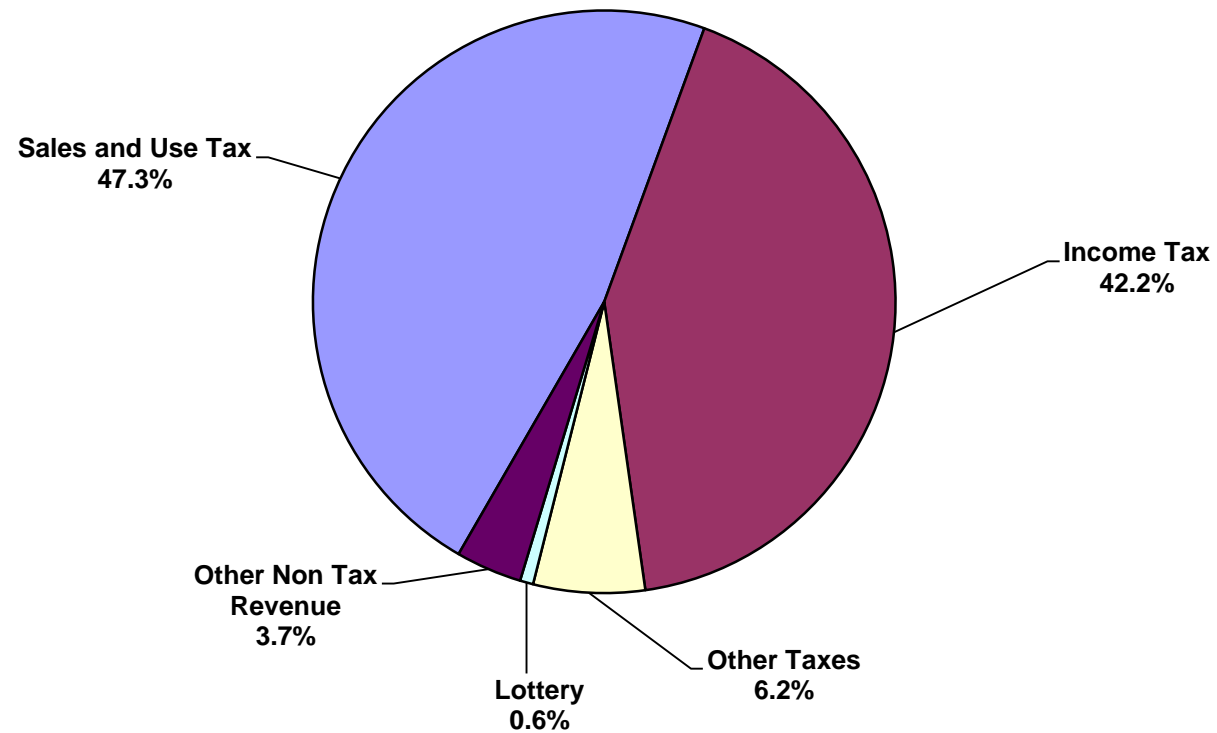


FY15 Total General Fund Revenues

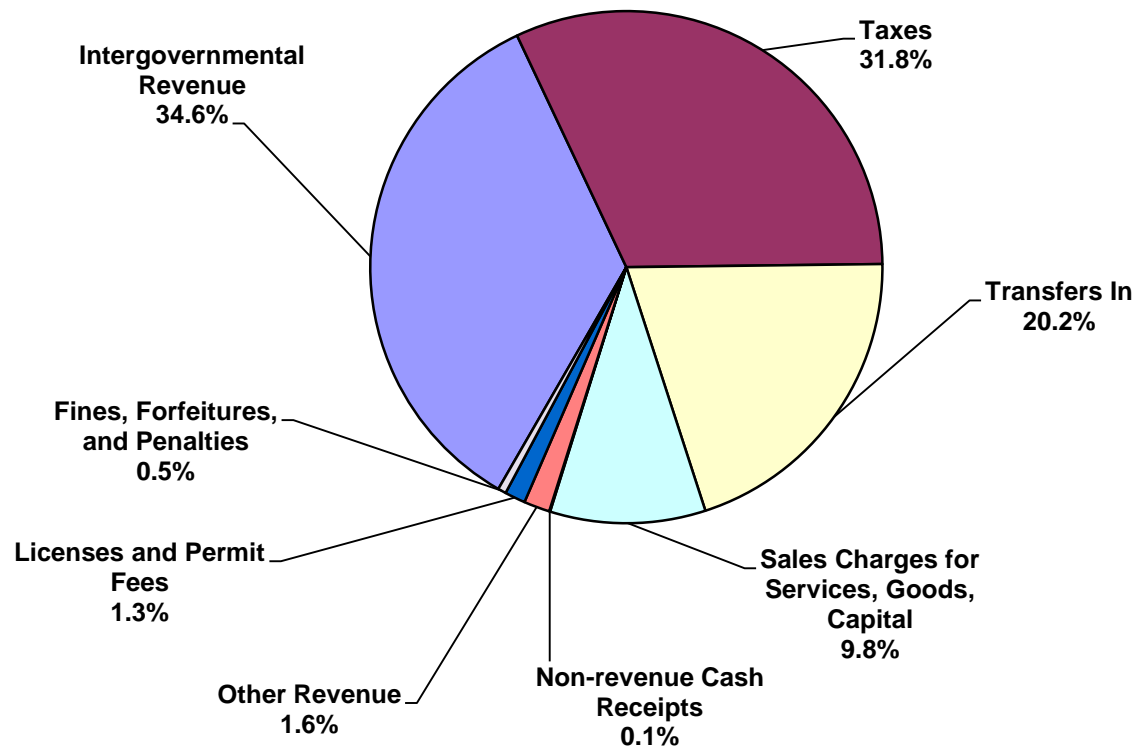


FY15 Revenues General Fund	
Revenue Source	Revenues
Sales and Use Tax	\$ 4,240,430
Income Tax	\$ 3,783,426
Other Taxes	\$ 555,391
Lottery	\$ 65,891
Other Non Tax Revenue	\$ 329,102
Total Revenues*	\$ 8,974,240

* in thousands

*Source: FY15 Annual Financial Report (AFR)

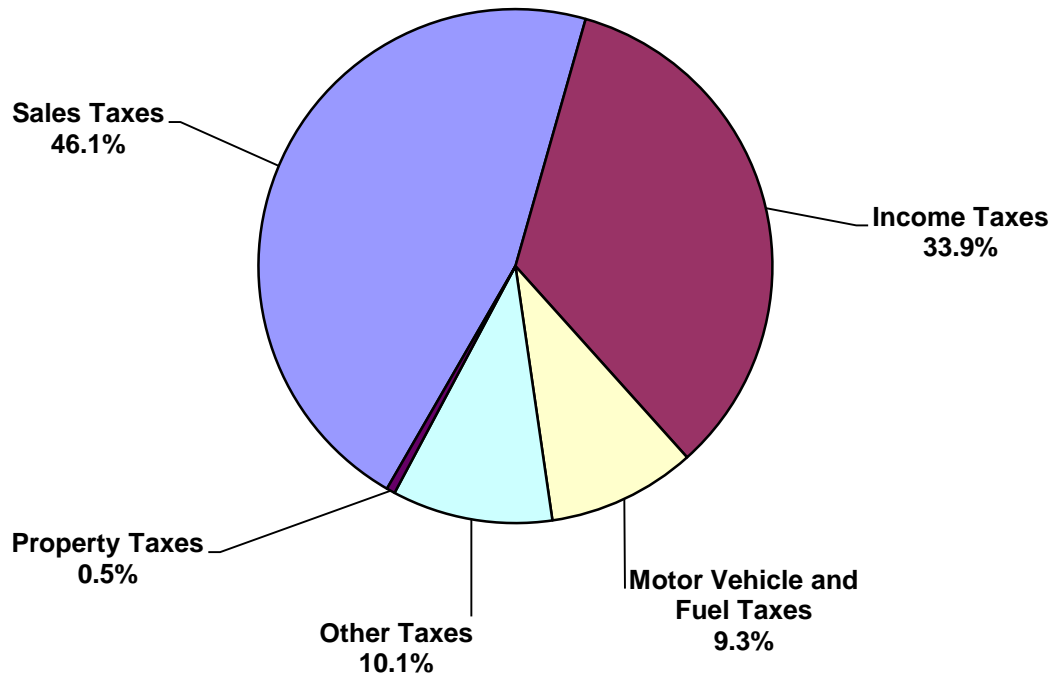
FY15 Revenue by Source All Funds



FY15 Revenues All Funds	
Revenue Source	Revenues
Intergovernmental Revenue	12,235,709,988
Taxes	11,237,363,970
Transfers In	7,133,736,265
Sales Charges for Services, Goods, Capital	3,463,885,787
Non-revenue Cash Receipts	20,736,592
Other Revenue	579,231,044
Licenses and Permit Fees	460,188,608
Fines, Forfeitures, and Penalties	181,882,927
Total Revenues	\$ 35,312,735,181

*Source: Transparency data

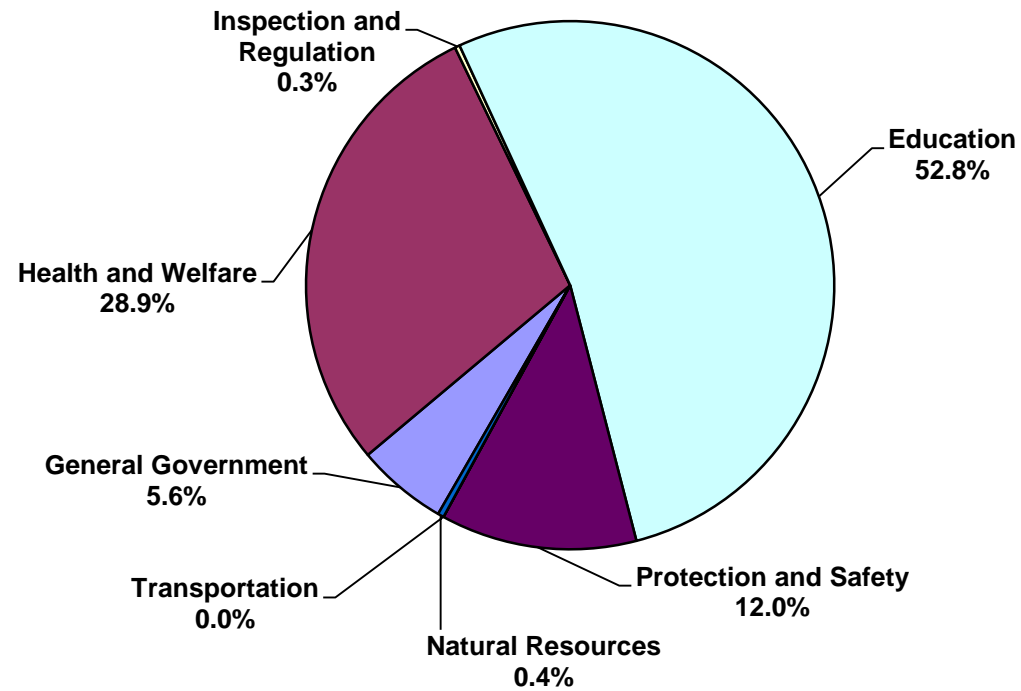
FY15 Tax Revenue by Source All Funds



FY15 Revenues All Funds	
Revenue Source	Revenues
Sales Taxes	\$ 5,177,552,018
Income Taxes	\$ 3,814,953,491
Motor Vehicle and Fuel Taxes	\$ 1,049,821,648
Other Taxes	\$ 1,134,666,050
Property Taxes	\$ 60,370,762
Total Revenues	\$ 11,237,363,970

*Source: Transparency data

FY15 Total General Fund Expenditures

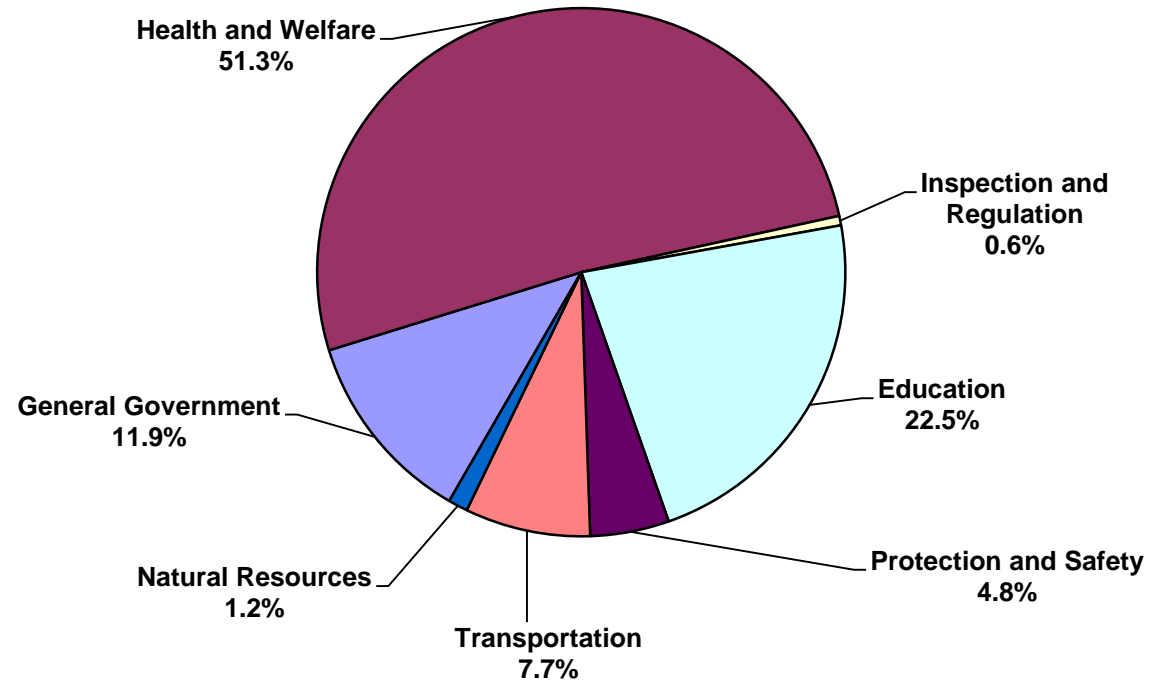


FY15 Expenditures General Fund	
State Function	Expenditures
General Government	\$ 517,434
Health and Welfare	\$ 2,690,033
Inspection and Regulation	\$ 28,129
Education	\$ 4,914,736
Protection and Safety	\$ 1,116,404
Transportation	\$ 1
Natural Resources	\$ 34,281
Total Expenditures*	\$ 9,301,018

* in thousands

*Source: FY15 Annual Financial Report (AFR)

FY15 Expenditures by Function All Funds



FY15 Expenditures General Fund	
State Function	Expenditures
General Government	\$ 4,426,668,519
Health and Welfare	\$ 19,115,385,208
Inspection and Regulation	\$ 215,522,075
Education	\$ 8,366,831,097
Protection and Safety	\$ 1,799,596,890
Transportation	\$ 2,858,703,793
Natural Resources	\$ 443,424,225
Total Expenditures*	\$ 37,226,131,807

*Source: Transparency data